



सत्यमेव जयते

Principal Chief Controller of Accounts Central Board of Indirect Taxes and Customs Department of Revenue Ministry of Finance

A+ | A | A-

English



A

A

Login



ARPIT अर्पित

Accounting & Reconciliation Portal of Indirect Taxes

An Official website of

Pr. Chief Controller of Accounts
Central Board of Indirect Taxes & Customs

Home

About Us

Administration

PAO

DDO Directory

List of Authorised Banks

Publication

Tender

Contact Us

Accounting & Reconciliation Portal of Indirect Taxes



GST Revenue

Excise Revenue

Customs Revenue

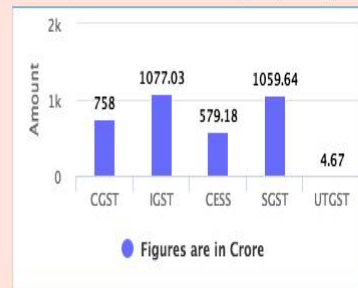
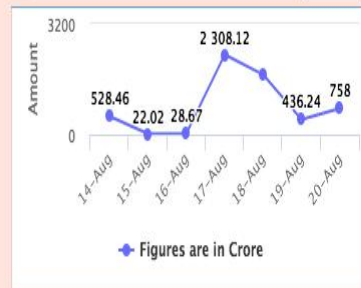
Service Tax Revenue

Collection Trends

CGST

Today's Collection

Today



Last update on: 20-Aug-2018 12:32, Aggregation is based on CIN Receiving Date

MONTHLY ACCOUNTS INDIRECT TAXES January, 2020

INDEX

Sl. No.	Contents	Page
1	Executive Summary	1-2
2	Indirect Tax Gross & Net Collection at a glance	3
3	Indirect tax collections for January, 2020	4
4	Indirect tax collections up to January, 2020	5
5	GST Refunds Report for Month wise 2019-20	6-7
6	0005-CGST Collections for Month wise 2019-20 & 2018-19	8-9
7	0005-CGST Refunds for Month wise 2019-20 & 2018-19	10
8	0005-CGST: Head wise Breakup of Collections	11
9	0005-CGST Advance Apportionment	12
10	0007-UTGST Collections for Month wise 2019-20	13-14
11	0007-UTGST: Head wise breakup of Collections	15
12	0008-IGST Collections for Month wise 2019-20 & 2018-19	16-17
13	0008-IGST Refunds for Month wise 2019-20 & 2018-19	18
14	0008-IGST: Head wise Breakup of Collections	19-20
15	0008-IGST Regular Settlement (Towards Centre & States)	21
16	0008-IGST Regular Settlement (States/UT wise)	22-24
17	0008-IGST Advance Apportionment month wise	25
18	0008-IGST Advance Apportionment (State/UT wise)	26-28
19	0009-Compensation Cess collection for Month wise 2019-20 & 2018-19	29-30
20	0009-Compensation Cess Refunds for Month wise 2019-20 & 2018-19	31
21	0009-Compensation Cess: Head wise Breakup of Collections	32
22	0037-Custom Collections for Month wise 2019-20 & 2018-19	33-34

Sl. No.	Contents	Page
23	0037-Custom Refunds for Month wise 2019-20 & 2018-19	35
24	0037-Custom Duty : Head wise Breakup of Collections	36-38
25	0038-U.E.D. Collections for Month wise 2019-20 & 2018-19	39-40
26	0038-U.E.D. Refunds for Month wise 2019-20 & 2018-19	41
27	0038-U.E.D. : Head wise Breakup of Collections	42-44
28	0044-Service Tax Collections for Month wise 2019-20 & 2018-19	45-46
29	0044-Service Tax Refunds for Month wise 2019-20 & 2018-19	47
30	0044-Service Tax : Service wise Collections	48-55

INDIRECT TAX COLLECTION

JANUARY, 2020

Executive Summary

Gross Collections

- Gross collection of Indirect Taxes (including GST) up to **January, 2020** is **Rs. 10.64 lakh crore** in comparison to **Rs. 10.63 lakh crore** during COPPY, showing a growth of **0.12%**. Out of the Total gross collection, the share of **CGST** is **Rs. 1.88 lakh crore**, **UTGST (OT)** is **Rs. 166.36 crore**, **IGST** is **Rs. 5 lakh crore**, **Compensation Cess** is **Rs 81,038.88 crore**, **Custom Duty** is **Rs 1.13 lakh crore**, **UED** is **Rs 1.78 lakh crore** and **Service Tax** is **Rs 4,811.68 crore**.

Net Collections (Total)

- Net collection up to **January, 2020** is **Rs. 7.71 lakh crore** as compared to **Rs. 7.65 lakh crore** during COPPY showing a growth of **0.87%**. The net collection is **68.92%** of the BE of **Rs. 11.19 lakh crore**.

Custom Duty (Net)

- Net collection up to **January, 2020** is **Rs. 95,751.80 crore** which is **61.42%** of B.E.

Customs Duty drawback and Refund

- The Custom duty drawback & Refund payments up to January, 2020 are **Rs. 17,006.01 crore**. (15.08% of Gross Collections)

Union Excise Duty (Net)

- Net collection of Excise Duty up to **January, 2020** is **Rs. 1.75 lakh crore** which is **58.18%** of B.E.

Union Excise Duty Refund

- The UED Refund payments up to **January, 2020** are **Rs. 3,462.36 crore**. (1.95% of Gross Collections)

Service-Tax (Net)

- Net collection of Service Tax **up to January, 2020** is **Rs. 2,831.20 crore**. The BE 2019-20 for Service Tax is NIL.

Service Tax Refund

- The Service Tax Refund payments **up to January, 2020** are **Rs. 1,980.48 crore**. (41.16% of Gross Collections)

CGST (Net)

- Net Collection of CGST **up to January, 2020** is **Rs. 4.13 lakh crore**. It includes the share of regular Settlements and Advance Apportionment from IGST, added through book adjustments.

UTGST (OT) (Net)

- Net Collection of UTGST (OT) **up to January, 2020** is **Rs. 553.31 crore**.

IGST (Net)

- Net collection of IGST **up to January, 2020** is **Rs. 6,296.82 crore**. This is after Refunds and monthly regular settlements as well as Advance Apportionments.

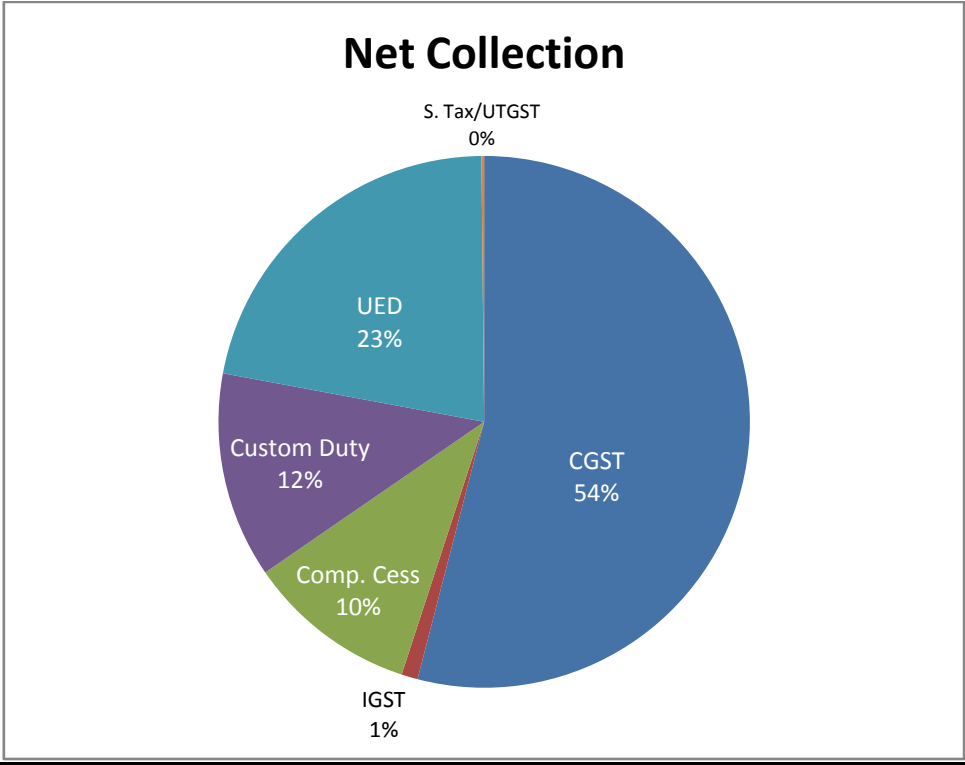
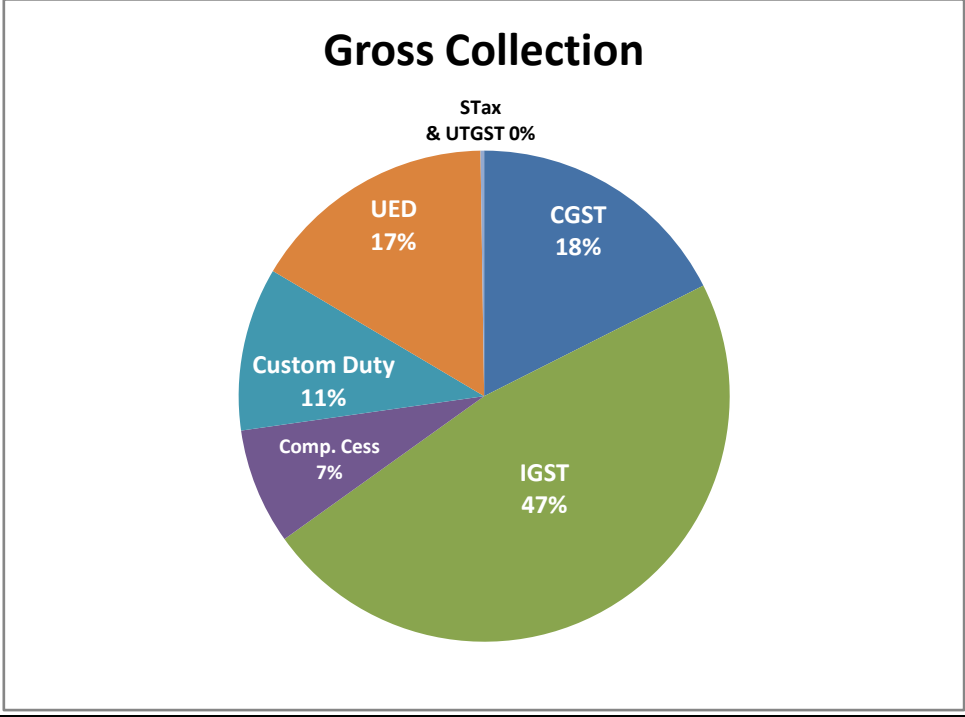
Compensation Cess (Net)

- Net (after Refund) collection of Compensation Cess **up to January, 2020** is **Rs. 78,857.52 crore**.

Refund of GST

- *An amount of **Rs. 93,991.60 crore** has been paid as GST Refund Up to January, 2020 with following details:*
 - *CGST:* Rs. 13,224.25 crore
 - *IGST:* Rs. 78,585.99 crore
 - *Comp. Cess:* Rs. 2,181.36 crore

Indirect Taxes
Gross & Net Collection at a glance
(Up to January, 2020)



Statement-1

Accounts Figure during the month of January

(Rs. in crore)

Accounts Figure during the month of January, 2020 (FY 2019-20)							Accounts Figure during the month of January 2019 (FY 2018-19)							
MAJOR HEADS	BE.	Gross Collection	Refund / Draw back	IGST Settlement	Net Collection	% of BE.	BE.	Gross Collection	Refund / Draw back	IGST Settlement	Net Collection	Collection by other min./deptt	Total Net Collections	% of BE.
(a)	(b)	(c)	(d)	(e)	(f)	(g)	(h)	(i)	(j)	(k)	(l)	(m)	(n)	(o)
					{c-(d+e)}						{l-(j+k)}		{l+m}	
0005-CGST	526000	20908.38	1856.09	24729.73	43782.02	8.32	603900	17768.70	1045.66	18343.65	35066.85	-0.16	35066.69	5.81
0007-UTGST (OT)	0	10.59	0	11.59	22.18	0.00		34.79	0	0	34.79	0.00	34.79	0
0008.01 IGST (Imp.)		23639.96	0	0	23639.96			24522.26	0.00	0	24522.26		24522.26	
0008.02 IGST (Dom.)		29506.87	8089.62	-42928.77	-21511.52			27168.87	9158.64	-33020.70	-15010.60	0.13	-15010.47	
0008-IGST* (Total)	28000	53146.83	8089.62	-42928.77	2128.44	7.60	50000	51691.13	9158.64	-33020.70	9511.66	0.13	9511.79	19.02
0009.01 C. Cess (Imp)		763.30	0.00	0.00	763.30			871.55	0	0	871.55		871.55	
0009.02 C. Cess (Dom.)		7810.79	215.14	0.00	7595.65			7787.56	223.94	0	7563.62		7563.62	
0009-Comp. Cess (Total)	109343	8574.09	215.14	0.00	8358.95	7.64	90000	8659.11	223.94	0.00	8435.17	0.00	8435.17	9.37
Total (A)	663343	82639.89	10160.85	-18187.45	54291.59	8.18	743900	78153.73	10428.24	-14677.05	53048.47	-0.03	53048.44	7.13
0037-CUSTOMS	155904	12280.64	1683.30	0.00	10597.34	6.80	112500	11945.85	1491.29	0.00	10448.73	5.83	10454.56	9.29
0038- U E D	300000	21531.28	202.53	0.00	21328.75	7.11	259600	18576.35	311.12	0.00	18265.03	0.20	18265.23	7.04
0044-SERVICE TAX	0	1801.14	44.03	0.00	1757.11	0.00	0	525.14	261.80	0.00	262.53	0.81	263.34	0.00
TOTAL	455904	35613.06	1929.86	0.00	33683.20	7.39	372100	31047.34	2064.21	0.00	28976.29	6.84	28983.13	7.79
Total (A+B)	1119247	118252.95	12090.71	-18187.45	87974.79	7.86	1116000	109201.07	12492.45	-14677.05	82024.76	6.81	82031.57	7.35

NOTE:-

- The head wise collection figures provided off line by ICEGATE/ICES (in the absence of Challan wise data) in respect of Customs duties, IGST (Imp) & Comp. Cess (Imp) have been modified in Dec. 2019, resulting into the difference between flash figures & Accounts figures of Jan. 2020 to the extent of 0.29%.
- The Accounts Figure during the month of January, 2019 (FY 2018-19) are inclusive of collection made by other Min./Deptts., whereas the figure January, 2020 (FY 2019-20) are not inclusive of collection made by other Min./Deptts.
- The refunds mentioned in the statement include draw backs applicable in the case of Customs Duties.
- The Revenue collections figures in respect of Custom duties (Collected electronically) IGST on Imports and GST Comp. Cess on Imports of goods and services are based on the figures received from O/o DG Systems CBIC and subject to corrections upon reconciliation.
- UTGST (OT) comprises the collections made for the supplies of Goods/Services at Territorial waters of India beyond 14 nautical miles of the coast line.

Statement-2

Accounts Figure up to the month of January

(Rs. in crore)

MAJOR HEADS (a)	Accounts Figure Upto the month of January, 2020 (FY 2019-20)								Account Figure Upto the month of January, 2019 (FY 2018-19)							
	B.E. (b)	Gross Collection (c)	Refund / Drawback (d)	IGST Settlement (e)	Net Collection (f)	Collection by other min./dept (g)	Total Net Collections (h)	% of B.E. (i)	B.E. (j)	Gross Collection (k)	Refund / Drawback (l)	IGST Settlement (m)	Net Collection (n)	Collection by other min./dept (o)	Total Net Collections (p)	% of B.E. (q)
					{c-(d+e)}		{f+g}						{k-(l+m)}		{n+o}	
0005-CGST	526000	187656.96	13224.25	238187.26	412619.94	0.13	412619.97	78.44	603900	164492.67	7783.48	218787.03	375495.94	0.28	375496.22	62.17
0007-UTGST (OT)	0	166.36	0	386.95	553.31	0.00	553.31		0	287.91	0.00	0.00	287.91	0.00	287.91	0
0008.01 IGST (Imp.)		234387.19	0	0	234387.19	0.00	234387.19			251019.48		0.00	251019.48		251019.48	
0008.02 IGST (Dom.)		265187.25	78585.99	-414691.63	-228090.76	0.39	-228090.37			255767.63	65333.16	-419299.61	-228866.07	0.93	-228866.14	
0008-IGST (Total)	28000	499574.44	78585.99	-414691.63	6296.43	0.39	6296.82	22.49	50000	506787.11	65333.16	-419299.61	22153.41	0.93	22154.34	44.31
0009.01 C. Cess (Imp.)		8106.10	0.00	0.00	8106.10		8106.10			8050.20	0.00	0.00	8050.20		8050.20	
0009.02 C. Cess (Dom.)		72932.78	2181.36	0.00	70751.42	0.00	70751.42			72328.33	1645.12	0.00	70683.21		70683.21	
0009-Comp. Cess (Total)	103043	81038.88	2181.36	0.00	78857.52	0.00	78857.52	72.12	90000	80378.53	1645.12	0.00	78733.41	0.00	78733.41	87.46
Total (A)	663343	768436.64	93991.60	-176117.42	498327.10	0.52	498327.62	75.12	743900	751886.22	74761.76	-200512.58	476610.67	1.21	476611.88	64.07
0037-CUSTOMS	185904	112757.81	17006.01	0.00	95671.42	80.38	95751.80	61.42	112500	123371.13	15870.18	0.00	107494.68	66.27	107500.95	95.56
0038-U ED	300000	177989.93	3462.36	0.00	174527.57	0.00	174527.57	58.18	259600	179272.07	4652.52	0.00	174613.47	6.08	174619.55	67.26
0044-SERVICE TAX	0	4811.68	1980.48	0.00	2825.82	5.38	2831.20	0.00	0	8176.72	2146.10	0.00	6020.16	10.46	6030.62	0.00
TOTAL	455904	295559.42	22448.85	0.00	273024.81	85.76	273110.57	59.91	372100	310819.92	22668.80	0.00	288068.31	82.81	288151.12	77.44
Total (A+B)	1119247	1063996.06	116440.45	-176117.42	771351.91	86.28	771438.19	68.92	1116000	1062706.14	97430.56	-200512.58	764678.98	84.02	764763.00	68.53

Note:

1 The collection made by other Ministries/Departments (Post, Railway, Coal, Commerce etc.) are directly reported to Controller General of Accounts and have also been shown separately in Col.(g) & (o) added in the total collections. The collection figures of other Ministries/ Deptt. up to the month of Dec, 2019 (FY 2019-20). (Col. g)

2 UTGST (OT) comprises the collection made for the supplies of Goods/ Services at Territorial waters of India beyond 14 nautical miles of the coast line.

GST Refund Report

(Rs in crore)

Head Nomenclature		PAOs	Major/Minor Head	FY 2018-19	FY 2019-20				
					Quarter-1 (Apr. to June)	Quarter-2 (July to Sep.)	Quarter-3 (Oct. to Dec.)	January, 2020	Up to 31st Jan, 2020
(a)	(b)	(c)	(d)	(e)	(f)	(g)	(h)	(i)	(j) (f+g+h+i)
IGST	EXPORTS	006893 e-PAO (GST Mumbai)	0008.02.101.02.02	56056.59	14,782.88	14,678.15	15,960.31	4,814.23	50,235.57
	UIN (against RFD 10)	006893 e-PAO (GST Mumbai)	0008.02.101.02.07/ 102.02	11.10	16.45	15.98	15.95	0.13	48.51
	Against RFD 01-A	Field PAOs	0008.02.101.02.11/102.02/ 103.02/104.02/ 800.02	23889.16	7,776.21	9,085.19	5,309.12	741.04	22,911.56
	On-line Refund against RFD 01	008769 e-PAO (Single Authority)	0008.02.101.02.11/102.02/ 103.02/104.02/800.02		-	-	2,856.13	2,534.22	5,390.35
	TOTAL		IGST		79,956.85	22,575.54	23,779.32	24,141.51	8,089.62
CGST	UIN (against RFD 10)	006893 e-PAO (GST Mumbai)	0005.00.101.02.07	55.07	21.71	24.56	25.97	0.93	73.17
	Against RFD 01-A)	Field PAOs	0005.00.101.02.11/102.02/ 103.02/104.02/ 800.02	10347.00	3,143.48	3,911.93	2,393.47	427.06	9,875.94
	On- line Refund against RFD 01	008769 e-PAO (Single Authority)	0005.00.101.02.11/102.02 103.02/104.02/800.02		-	-	1,847.04	1,428.10	3,275.14
	TOTAL		CGST		10,402.07	3,165.19	3,936.49	4,266.48	1,856.09

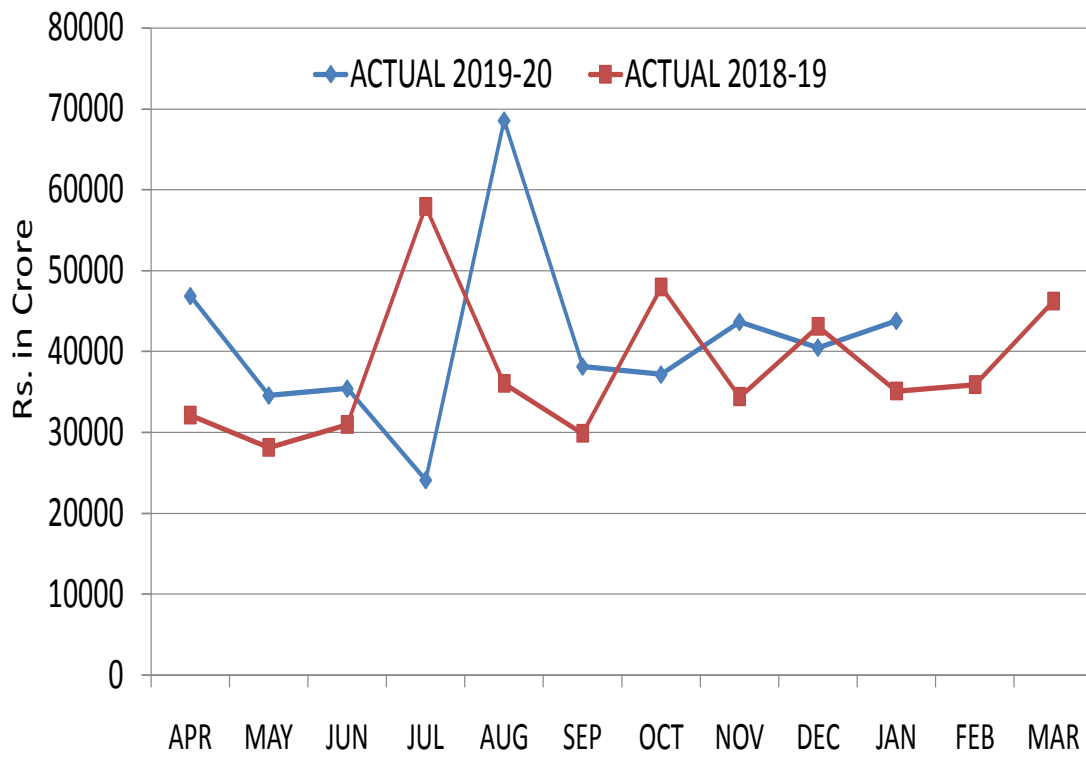
Head Nomenclature		PAOs	Major/Minor Head	FY 2018-19	FY 2019-20				
					Quarter-1 (Apr. to June)	Quarter-2 (July to Sep.)	Quarter-3 (Oct. to Dec.)	January, 2020	Up to 31st Jan., 2020
GST COMP CESS	UIN (against RFD 10)	006893 e-PAO (GST Mumbai)	0009.02.101.02.07	2.92	1.21	0.98	0.84	0.09	3.12
	Against RFD 01-A	Field PAOs	0009.02.101.02.11/102.02/103.02/104.02/ 800.02	2276.96	459.82	710.97	293.40	33.44	1,497.63
	On-line Refund against RFD 01	008769 e-PAO (Single Authority)	0009.02.101.02.11/102 .02/103.02/104.02	0	-	-	499.00	181.61	680.61
	TOTAL		Comp. Cess	2,279.88	461.03	711.95	793.24	215.14	2,181.36
Grand Total				92,638.80	26,201.76	28,427.76	29,201.23	10,160.85	93,991.60
Refund (on behalf of State/ UTs)	UIN (against RFD 10)	006893 ePAO (GST Mumbai)	8658.00.101.07 (Booking)	-	22.03	24.58	25.99	0.94	73.54
			Recovery from State/UTs	-	12.34	27.93	18.73	13.60	72.60
			Balance (to be recovered)	-	9.69	(3.35)	7.26	(12.66)	0.94
	On-line Refund against RFD 01	008769 e-PAO (Single Authority)	8658.00.101.07.98 (Booking)	-	-	-	2,541.07	1,856.96	4,398.03
			Recovery from State/UTs	-	-	-	-	-	-
			Balance (to be recovered)	-	-	-	2,541.07	1,856.96	4,398.03
	TOTAL (Balance)				-	9.69	(3.35)	2,548.33	1,844.30

Monthly Collection
Central Goods & Service Tax (Gross & Net)

(Rs in crore)

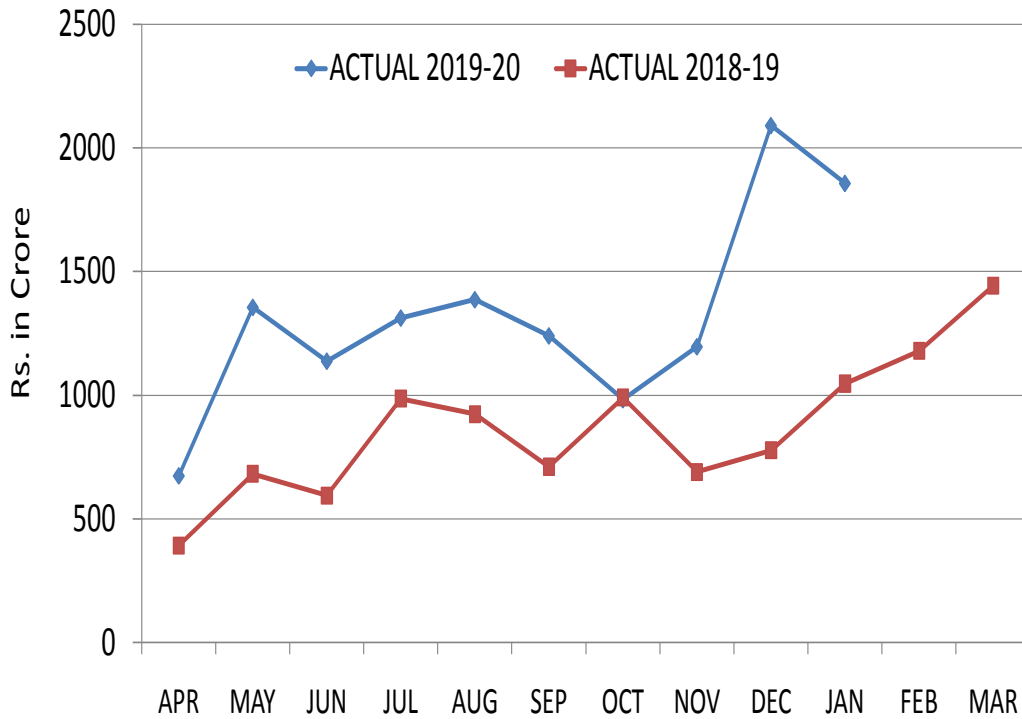
Budget/Revised Estimate		2019-20				2018-19			
		BE Rs. 5,26,000				BE Rs. 6,03,900			
		RE -				RE Rs. 5,03,900			
Sl. No.	Month	Gross		Net		Gross		Net	
		Monthly	Progressive	Monthly	Progressive	Monthly	Progressive	Monthly	Progressive
1	April	21,151	21,151	46,848	46,848	18,640	18,640	32,089	32,089
2	May	17,813	38,964	34,557	81,405	15,869	34,509	28,119	60,208
3	June	18,369	57,333	35,400	1,16,805	15,853	50,362	30,936	91,144
4	July	17,907	75,240	24,095	1,40,900	15,959	66,321	57,893	1,49,037
5	August	17,739	92,979	68,545	2,09,445	15,309	81,630	36,047	1,85,084
6	September	16,634	1,09,613	38,132	2,47,577	15,317	96,947	29,863	2,14,947
7	October	17,474	1,27,087	37,135	2,84,712	16,450	1,13,397	47,950	2,62,897
8	November	19,700	1,46,787	43,654	3,28,366	16,826	1,30,223	34,398	2,97,295
9	December	19,962	1,66,749	40,472	3,68,838	16,441	1,46,664	43,074	3,40,369
10	January	20,908	1,87,657	43,782	4,12,620	17,769	1,64,433	35,067	3,75,436
11	February					17,615	1,82,048	35,908	4,11,344
12	March					20,371	2,02,419	46,190	4,57,534

CGST (Net) Monthly Trends of Collection



	APR	MAY	JUN	JUL	AUG	SEP	OCT	NOV	DEC	JAN	FEB	MAR
2019-20	46848	34557	35400	24095	68545	38132	37135	43654	40472	43782		
2018-19	32089	28119	30936	57893	36047	29863	47950	34398	43074	35067	35908	46190

CGST (Refund) Monthly Trends



	APR	MAY	JUN	JUL	AUG	SEP	OCT	NOV	DEC	JAN	FEB	MAR
2019-20	673.45	1354.65	1137.09	1311.51	1385.69	1239.29	981.41	1195.39	2089.69	1856.09		
2018-19	391.51	681.16	592.91	984.96	922.84	710.15	989.26	688.84	776.20	1045.65	1177.44	1441.15

**CGST Collections
(Head wise Breakup)**

(Rs. in crore)

Sl. No.	Head Code	Head Nomenclature	Upto the month of Jan. 2020 (FY 2019-20)	Upto the month of Jan. 2019 (FY 2018-19)	Growth in %
A	0005	CENTRAL GOODS AND SERVICES TAX (CGST)			
1	000500101	TAX ON CENTRAL GOODS AND SERVICES TAX (CGST)	184299.36	161894.87	13.84
2	000500102	INTEREST	929.23	483.12	92.34
3	000500103	PENALTY	194.14	156.59	23.98
4	000500104	FEES	2171.06	1829.43	18.67
5	000500500	RECEIPTS AWAITING TRANSFER TO OTHER MINOR HEADS	3.87	10.22	-62.11
6	000500800	OTHER RECEIPTS	59.18	58.16	1.74
		Collection made by other Deptt./ Ministries	0.13	0.28	0.00
		Gross Collection Total (A)	187656.96	164432.67	14.12
7	00050010102	DEDUCT REFUNDS	-13211.82	-7768.71	70.06
8	00050010202	DEDUCT REFUNDS	-4.67	-4.47	4.41
9	00050010302	DEDUCT REFUNDS	-3.13	-0.76	313.62
10	00050010402	DEDUCT REFUNDS	-2.07	-1.07	93.03
11	00050080002	DEDUCT REFUNDS	-2.57	-8.47	-69.68
12	000500105	INPUT TAX CREDIT CROSS UTILISATION OF CGST AND IGST	215170.64	148637.04	44.76
13	000500106	APPORT OF IGST -TRANSFER-IN OF TAX COMPONENT TO CGST	24016.62	18649.98	28.78
14	000500110	ADVANCE APPORTIONMENT FROM IGST	-1000.00	51500.00	-101.94
		Refund/Apportionment Total (B)	224963.01	211003.55	6.62
		Net Total (A+B)	412619.97	375436.22	9.90

Note: The Collection made by other Ministries/Departments during the FY 2019-20 is reported up to Dec. 2019.

**ADVANCE APPORTIONMENT from IGST
(CGST SHARE)**

(Rs. in crore)

CGST			
	Advance Apportionment	Recovery	Outstanding
FY 2017-18	17,500.00	0.00	17,500.00
FY 2018-19	65,000.00	3,500.00	61,500.00
up to 2018-19	82,500.00	3,500.00	79,000.00
FY 2019-20			
April, 2019	6,000.00	0.00	6,000.00
May	0.00	0.00	0.00
June	0.00	0.00	0.00
July	7,500.00	0.00	7,500.00
August	0.00	7,000.00	-7,000.00
September	0.00	2,000.00	-2,000.00
October	0.00	3,000.00	-3,000.00
November	0.00	0.00	0.00
December	0.00	2,500.00	-2,500.00
January, 2020	0.00	0.00	0.00
Outstanding	96,000.00	18,000.00	78,000.00

**Monthly Trends of Collection
UTGST (OT) Gross & Net**

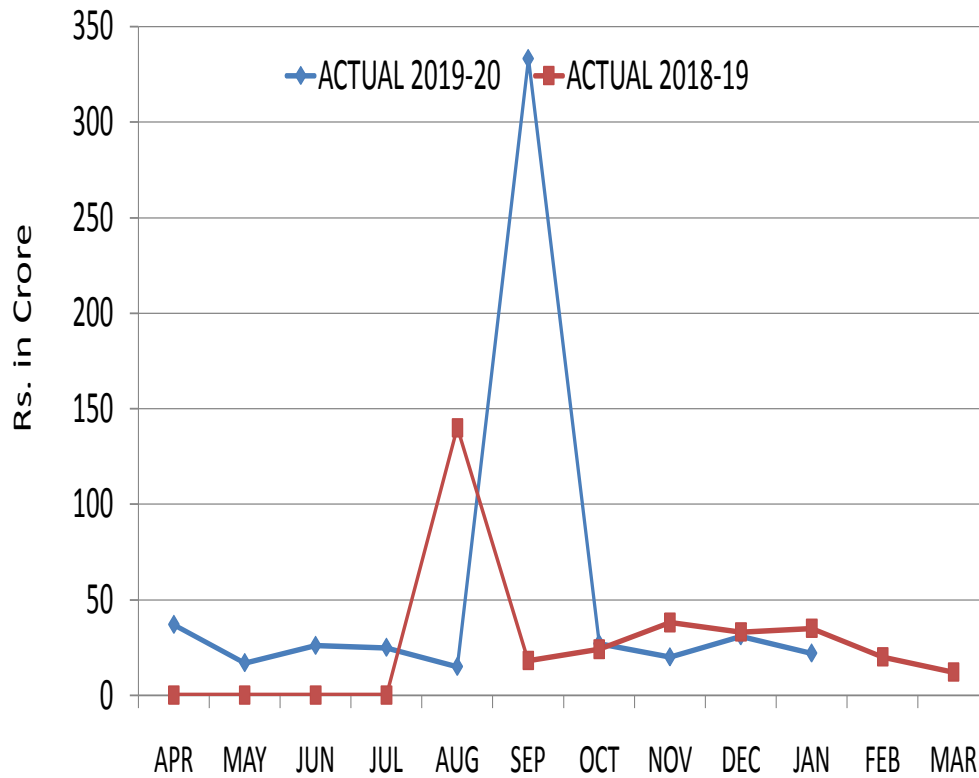
(Rs. in crore)

Budget/Revised Estimate	2019-20		2018-19	
	BE	Rs. 0.00	BE	Rs. 0.00
	RE	-	RE	-

Sl. No	MONTH	Gross		Net		Gross		Net	
		Monthly	Progressive	Monthly	Progressive	Monthly	Progressive	Monthly	Progressive
1	April	37	37	37	37	0	0		
2	May	17	54	17	54	0	0		
3	June	26	80	26	80	0	0		
4	July	25	105	25	105	0	0		
5	August	15	120	15	120	140	140	140	140
6	September	7	127	333	453	18	158	18	158
7	October	10	137	27	480	23	181	23	181
8	November	9	146	20	500	38	219	38	219
9	December	10	156	31	531	34	253	34	253
10	January	10	166	22	553	35	288	35	288
11	February					20	308	20	308
12	March					12	320	12	320

Note: UTGST (Other Territory) collections are those collections for which the place of supply is the territorial water beyond 14 nautical miles in the shore area of India.

UTGST (OT) (Net) Monthly Trends of Collection



2019-20	37	17	26	25	15	333	27	20	31	22		
2018-19	0	0	0	0	140	18	24	38	33	35	20	12

**UTGST (OT) Collections
(Head wise Breakup)**

(Rs. in crore)

Sl. No.	Head Code	Head Nomenclature	Upto the month of Jan. 2020 (FY 2019-20)	Upto the month of Jan. 2019 (FY 2018-19)	Growth in %
	0007	UNION TERRITORY GOODS AND SERVICES TAX (UTGST)			
	000706	OTHER TERRITORY			
1	000706101	TAX	166.04	272.84	-39.14
2	000706102	INTEREST	0.31	0.14	125.96
3	000706104	FEES	0.01	0.03	-77.68
4	000706500	RECEIPTS AWAITING TRANSFER TO OTHER MINOR HEADS	0.00	14.90	-100.00
		Gross Collection (Total A)	166.36	287.91	-42.22
12	000706105	INPUT TAX CREDIT CROSS UTILISATION OF UTGST AND IGST	386.79	0.00	0.00
13	000706106	APPORTIONMENT OF IGST-TRANSFER-IN OF TAX COMPONENT TO UTGST	0.16	0.00	0.00
		Refund/Apportionment Total (B)	386.95	0.00	0.00
		Net Total (A+B)	553.31	287.91	92.18

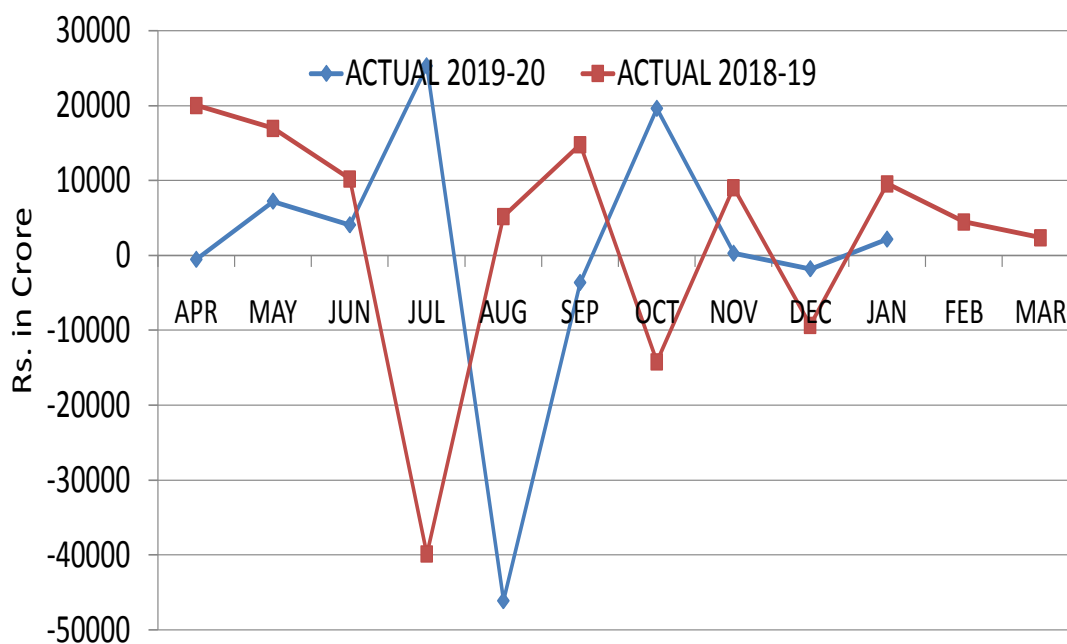
Monthly Collection
Integrated Goods & Service Tax (Gross & Net)

(Rs. in crore)

Budget/Revised Estimate		2019-20				2018-19			
		BE Rs.28,000				BE Rs. 50,000			
		RE -				RE RS. 50,000			
Sl. NO	MONTH	Gross		Net		Gross		Net	
		Monthly	Progressive	Monthly	Progressive	Monthly	Progressive	Monthly	Progressive
1	April	53,134	53,134	-564	-564	50,242	50,242	19,996	19,996
2	May	46,231	99,365	7,195	6,631	47,992	98,234	16,932	36,928
3	June	46,543	1,45,908	4,039	10,670	49,774	1,48,008	10,212	47,140
4	July	48,951	1,94,859	25,250	35,920	51,657	1,99,665	-39,903	7,237
5	August	49,140	2,43,999	-46,098	-10,178	51,964	2,51,629	5,198	12,435
6	September	44,345	2,88,344	-3,650	-13,828	50,476	3,02,105	14,754	27,189
7	October	61,928	3,50,272	19,573	5,745	54,246	3,56,351	-14,215	12,974
8	November	47,925	3,98,197	247	5,992	50,815	4,07,166	9,037	22,011
9	December	48,231	4,46,428	-1,824	4,168	47,930	4,55,096	-9,369	12,642
10	January	53,147	4,99,575	2,129	6,297	51,691	5,06,787	9,512	22,154
11	February					47,450	5,54,237	4,452	26,606
12	March					60,130	6,14,367	2,338	28,944

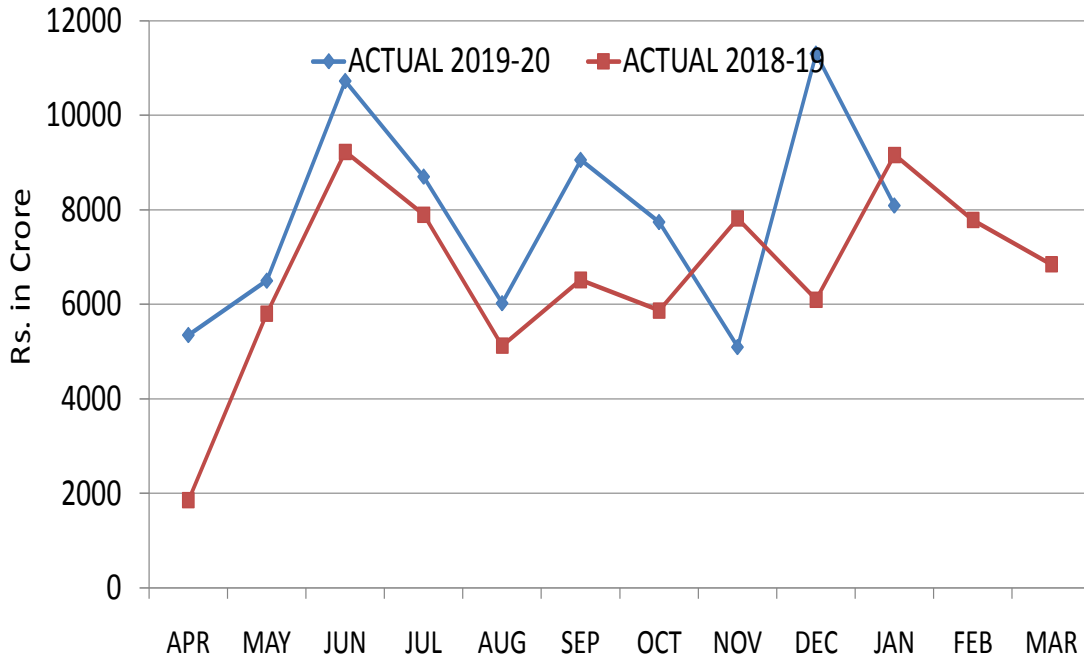
Note: The IGST settlement for two month of July & August, 2019 was done in August, 2019 due to reconciliation issues.

IGST (Net) Monthly Trends of Collection



2019-20	-564	7195	4039	25250	-46098	-3650	19573	247	-1824	2129		
2018-19	19996	16932	10212	-39903	5198	14754	-14215	9037	-9369	9512	4452	2338

IGST (Refund) Monthly Trends



2019-20	5352.65	6500.15	10722.74	8700.45	6024.62	9054.25	7741.15	5097.80	11302.57	8089.62		
2018-19	1851.99	5799.53	9223.12	7892.04	5120.10	6514.28	5864.22	7812.50	6096.74	9158.64	7780.30	6843.39

**IGST Collections
(Head wise Breakup)**

(Rs. in crore)

Sl. No.	Head Code	Head Nomenclature	Upto the month of Jan. 2020 (FY 2019-20)	Upto the month of Jan. 2019 (FY 2018-19)	Growth in %
	0008	INTEGRATED GOODS AND SERVICES TAX (IGST)			
	000801	IGST ON IMPORT/EXPORT OF GOODS AND SERVICES			
1	000801101	TAX ON IGST ON IMPORT/EXPORT OF GOODS AND SERVICES	233402.51	250675.07	-6.89
2	000801102	INTEREST	845.89	175.37	382.35
3	000801103	PENALTY	1.05	2.94	-64.36
4	000801104	FEES	0.05	0.02	182.54
5	000801800	OTHER RECEIPTS	137.71	166.08	-17.08
	000802	IGST ON DOMESTIC SUPPLY OF GOODS AND SERVICES			
6	000802101	TAX ON IGST ON DOMESTIC SUPPLY OF GOODS AND SERVICES	264046.43	254975.53	3.56
7	000802102	INTEREST	839.78	544.60	54.20
8	000802103	PENALTY	260.90	198.83	31.21
9	000802104	FEES	6.02	7.62	-20.95
10	000802500	RECEIPTS AWAITING TRANSFER TO OTHER MINOR HEADS	3.92	21.57	-81.83
11	000802800	OTHER RECEIPTS	29.80	18.54	60.73
		Collection made by other Department/ Ministries	0.39	0.93	0.00
		Gross Collection (Total A)	499574.44	506787.11	-1.42
12	00080210102	DEDUCT REFUNDS	-78566.88	-65304.46	20.31
13	00080210202	DEDUCT REFUNDS	-10.79	-10.15	6.28
14	00080210302	DEDUCT REFUNDS	-3.81	-0.51	646.40
15	00080210402	DEDUCT REFUNDS	-3.11	-2.21	41.13
16	00080280002	DEDUCT REFUNDS	-1.40	-15.83	-91.14
17	000802105	INPUT TAX CREDIT CROSS UTILISATION BETWEEN IGST AND CGST	-215170.64	-148637.04	44.76
18	000802106	INPUT TAX CREDIT CROSS UTILISATION BETWEEN IGST & SGST	-152323.31	-129711.21	17.43

Sl. No.	Head Code	Head Nomenclature	Upto the month of Jan. 2020 (FY 2019-20)	Upto the month of Jan. 2019 (FY 2018-19)	Growth in %
19	000802107	INPUT TAX CREDIT CROSS UTILISATION BETWEEN IGST & UTGST	-1168.61	-651.39	79.40
20	000802950	APPORT OF IGST-TRANSFER OUT OF TAX COMPONENT TO CGST	-24016.62	-18649.98	28.78
21	000802953	APPORT OF IGST-TRANSFER OUT OF TAX COMPONENT TO SGST	-23727.91	-18417.36	28.83
22	000802956	APPORT OF IGST-TRANSFER OUT OF TAX COMPONENT TO UTGST	-284.54	-232.62	22.32
23	000802959	ADVANCE APPORTIONMENT OF IGST TO CGST	1000.00	-51500.00	101.94
24	000802960	ADVANCE APPORTIONMENT OF IGST TO SGST	1019.38	-51115.74	101.99
25	000802961	ADVANCE APPORTIONMENT OF IGST TO UTGST	-19.38	-384.26	-94.96
		Refund/Apportionment Total (B)	-493277.61	-484632.77	1.78
		(Net) Total A+B	6296.82	22154.34	-71.58

Note: 1. The Collection made by other Ministries/Departments during the FY 2019-20 up to Dec. 2019 reported.
2. Total Advance Apportionment is net of Recovery during the year.

**IGST REGULAR SETTLEMENT (Towards Centre)
FY 2019-20**

(Rs. in crore)

Sl. No.	Month	Monthly Figure			Progressive Figure
		Gross	Adjustment	Net	
1	April	20,370.14	0.00	20,370.14	-
2	May	18,097.97	0.00	18,097.97	38,468.11
3	June	18,168.87	0.00	18,168.87	56,636.98
4	July	0.00	0.00	0.00	56,636.98
5	August	66,191.80	-7000.00	59,191.80	115,828.78
6	September	26,737.13	-2000.00	24,737.13	140,565.91
7	October	26,642.30	-3000.00	23,642.30	164,208.21
8	November	25,149.56	0.00	25,149.56	189,357.77
9	December	27,599.75	-2500.00	25,099.75	214,457.52
10	January	24,729.73	0.00	24,729.73	239,187.25

**IGST REGULAR SETTLEMENT (Towards States)
FY 2019-20**

(Rs. in crore)

Sl. No.	Month	Monthly Figure			Progressive Figure
		Gross	Adjustment	Net	
1	April	15,975.33	0.00	15,975.33	-
2	May	14,438.04	0.00	14,438.04	30,413.37
3	June	13,612.82	0.00	13,612.82	44,026.19
4	July	0.00	0.00	0.00	44,026.19
5	August	51,021.63	-7000.00	44,021.63	88,047.82
6	September	20,204.01	-2000.00	18,204.01	106,251.83
7	October	19,970.98	-3000.00	16,970.98	123,222.81
8	November	17,430.57	0.00	17,430.57	140,653.38
9	December	21,151.95	-2500.00	18,651.95	159,305.33
10	January	18,199.04	0.00	18,199.04	177,504.37

IGST Regular Settlement (State/UT wise)

(Rs. in crore)

Sl. No.	States	Head code	State Code	FY 2017-18	FY 2018-19	FY 2019-20				
						Quarter-I (Apr. to June)	Quarter-II (July to Sep.)	Quarter-III (Oct to Dec.)	Jan. 2020	Up to Jan. 2020
1	Jammu & Kashmir	0008.02.106/953	01	1401.52	2718.92	769.59	680.79	755.40	272.93	2478.71
2	Himachal Pradesh	0008.02.106/953	02	692.59	1284.47	382.16	504.91	490.16	140.08	1517.31
3	Punjab	0008.02.106/953	03	3664.00	5943.77	1500.81	2102.12	1669.30	625.45	5897.68
4	Chandigarh	0008.02.107/956	04	453.70	821.82	205.39	227.05	229.93	86.49	748.86
5	Uttarakhand	0008.02.106/953	05	104.91	267.02	238.77	313.28	91.95	109.01	753.01
6	Haryana	0008.02.106/953	06	1641.63	4010.05	602.98	2122.99	1507.03	400.23	4633.23
7	Delhi	0008.02.106/953	07	4924.94	6026.08	1467.47	1752.22	2213.80	1057.04	6490.53
8	Rajasthan	0008.02.106/953	08	5125.81	9542.41	2303.98	2939.17	2586.20	838.24	8667.59
9	Uttar Pradesh	0008.02.106/953	09	12495.91	21523.12	6222.18	7197.93	6525.92	2222.57	22168.60
10	Bihar	0008.02.106/953	10	3831.96	8478.46	2392.57	2712.53	2589.80	823.29	8518.19
11	Sikkim	0008.02.106/953	11	76.51	187.10	69.34	76.39	73.54	17.49	236.76
12	Arunachal Pradesh	0008.02.106/953	12	152.53	360.16	117.44	116.05	154.75	51.77	440.01
13	Nagaland	0008.02.106/953	13	133.27	333.61	112.77	118.46	137.89	46.01	415.13

Sl. No.	States	Head code	State Code	FY 2017-18	FY 2018-19	FY 2019-20				
						Quarter-I (Apr. to June)	Quarter-II (July to Sep.)	Quarter-III (Oct to Dec.)	Jan. 2020	Up to Jan. 2020
14	Manipur	0008.02.106/953	14	210.92	460.47	133.61	167.10	184.98	49.81	535.50
15	Mizoram	0008.02.106/953	15	123.51	317.62	98.78	94.62	120.98	34.33	348.71
16	Tripura	0008.02.106/953	16	281.44	560.81	171.69	175.73	168.15	48.72	564.29
17	Meghalaya	0008.02.106/953	17	206.59	423.45	144.60	143.87	159.26	51.16	498.89
18	Assam	0008.02.106/953	18	1977.90	3919.72	1150.42	1208.35	1216.39	337.15	3912.31
19	West Bengal	0008.02.106/953	19	5323.93	9392.68	2153.57	3299.51	2944.13	897.34	9294.55
20	Jharkhand	0008.02.106/953	20	1093.90	2136.34	537.38	878.05	804.67	268.27	2488.37
21	Odisha	0008.02.106/953	21	2377.33	3677.87	870.70	1295.46	1239.20	407.87	3813.23
22	Chhattisgarh	0008.02.106/953	22	1281.33	1990.87	418.89	728.65	669.90	166.74	1984.18
23	Madhya Pradesh	0008.02.106/953	23	4383.19	9066.19	2468.30	3051.51	2720.14	869.84	9109.79
24	Gujarat	0008.02.106/953	24	5042.45	7057.81	1448.75	3228.50	1582.87	655.83	6915.95
25	Daman and Diu	0008.02.107/956	25	16.50	20.02	-2.36	13.30	2.99	0.17	14.10
26	Dadra & Nagar Haveli	0008.02.107/956	26	77.65	32.48	-3.43	59.33	33.27	9.62	98.79

Sl. No.	States	Head code	State Code	FY 2017-18	FY 2018-19	FY 2019-20				
						Quarter-I (Apr. to June)	Quarter-II (July to Sep.)	Quarter-III (Oct to Dec.)	Jan. 2020	Up to Jan. 2020
27	Maharashtra	0008.02.106/953	27	11832.15	19593.30	3462.77	7166.43	6213.12	2202.92	19045.24
28	Karnataka	0008.02.106/953	29	8027.50	13916.46	3407.37	5110.64	4184.41	1471.29	14173.71
29	Goa	0008.02.106/953	30	450.29	772.65	155.80	229.23	260.72	132.91	778.66
30	Lakshadweep	0008.02.107/956	31	3.14	10.66	3.27	4.27	5.31	1.07	13.92
31	Kerala	0008.02.106/953	32	6064.99	10262.16	2641.97	2995.49	2598.94	816.91	9053.31
32	Tamil Nadu	0008.02.106/953	33	7402.99	12686.74	3106.66	4727.47	3085.37	1098.83	12018.33
33	Puducherry	0008.02.106/953	34	224.58	383.73	86.99	103.09	92.98	30.95	314.01
34	Andaman & Nicobar	0008.02.107/956	35	70.79	178.62	49.10	54.31	69.04	18.11	190.56
35	Telangana	0008.02.106/953	36	5829.42	10310.04	2502.81	3305.24	2741.46	963.64	9513.15
36	Andhra Pradesh	0008.02.106/953	37	5161.06	9780.34	2633.10	2995.42	2880.38	963.37	9472.27
37	UT (Other Territory)	0008.02.107/956	97	-	-	-	326.18	49.17	11.59	386.94
	Total			102162.83	178448.02	44026.19	62225.64	53053.50	18199.04	177504.37

IGST ADVANCE APPORTIONMENT (Month wise)

(Rs in crore)

	CGST			SGST			UTGST			Total		
	Advance Apportion ment	Recovery	Outstanding	Advance Apportion ment	Recovery	Outstanding	Advance Apportion ment	Recovery	Outstanding	Advance Apportion ment	Recovery	Outstanding
FY 2017-18	17,500.00	0.00	17,500.00	17,369.00	0.00	17,369.00	131.00	0.00	131.00	35,000.00	0.00	35,000.00
FY 2018-19	65,000.00	3,500.00	61,500.00	64,515.18	3,473.80	61,041.38	484.82	26.20	458.62	130,000.00	7,000.00	123,000.00
FY 2019-20												
April 19	6,000.00	0.00	6,000.00	5,955.39	0.00	5,955.39	44.61	0.00	44.61	12,000.00	0.00	12,000.00
May	0.00	0.00	0.00	0.00	0.00	0.00	0.00	0.00	0.00	0.00	0.00	0.00
June	0.00	0.00	0.00	0.00	0.00	0.00	0.00	0.00	0.00	0.00	0.00	0.00
July	7,500.00	0.00	7,500.00	7,444.29	0.00	7,444.29	55.71	0.00	55.71	15,000.00	0.00	15,000.00
August	0.00	7,000.00	-7,000.00	0.00	6,963.61	-6,963.61	0.00	36.39	-36.39	0.00	14,000.00	-14,000.00
September	0.00	2,000.00	-2,000.00	0.00	1,987.89	-1,987.89	0.00	12.11	-12.11	0.00	4,000.00	-4,000.00
October	0.00	3,000.00	-3,000.00	0.00	2,983.05	-2,983.05	0.00	16.95	-16.95	0.00	6,000.00	-6,000.00
November	0.00	0.00	0.00	0.00	0.00	0.00	0.00	0.00	0.00	0.00	0.00	0.00
December	0.00	2,500.00	-2,500.00	0.00	2,484.50	-2,484.50	0.00	15.50	-15.50	0.00	5,000.00	-5,000.00
January 2020	0.00	0.00	0.00	0.00	0.00	0.00	0.00	0.00	0.00	0.00	0.00	0.00
Total Prog. upto Jan. 2020	96,000.00	18,000.00	78,000.00	95,283.86	17,892.85	77,391.01	716.14	107.15	608.99	192,000.00	36,000.00	156,000.00

IGST ADVANCE APPORTIONMENT (State/UT wise)

(Rs. in crore)

Sl. No.	States	Head Code	State Code	FY 2017-18	FY 2018-19	FY 2019-20				Progressive from FY 2017-18 to FY 2019-20 (upto Jan.20)
						Quarter-I (Apr. to June)	Quarter-II (July to Sep.)	Quarter-III (Oct to Dec.)	January, 2020	
1	Jammu and Kashmir	0008.02.960	01	209.00	733.49	71.52	-12.67	-83.42	0.00	917.92
2	Himachal Pradesh	0008.02.960	02	159.00	559.24	54.54	-1.03	-48.11	0.00	723.64
3	Punjab	0008.02.960	03	633.00	2,225.98	217.16	-31.15	-177.43	0.00	2867.56
4	Chandigarh	0008.02.961	04	64.00	224.25	21.89	-5.15	-22.68	0.00	282.31
5	Uttarakhand	0008.02.960	05	217.00	762.47	74.45	51.08	-3.75	0.00	1101.25
6	Haryana	0008.02.960	06	667.00	2,342.70	228.54	-22.95	-145.24	0.00	3070.05
7	Delhi	0008.02.960	07	735.00	2,582.20	251.85	-2.96	-217.51	0.00	3348.58
8	Rajasthan	0008.02.960	08	751.00	2,638.85	257.47	-105.00	-267.65	0.00	3274.67
9	Uttar Pradesh	0008.02.960	09	1,460.00	5,131.60	500.56	-412.45	-677.74	0.00	6001.97
10	Bihar	0008.02.960	10	552.00	1,940.76	189.38	-159.81	-273.45	0.00	2248.88
11	Sikkim	0008.02.960	11	11.00	37.67	3.68	-5.24	-7.44	0.00	39.67

Sl. No.	States	Head Code	State Code	FY 2017-18	FY 2018-19	FY 2019-20				Progressive from FY 2017-18 to FY 2019-20 (upto Jan.20)
						Quarter-I (Apr. to June)	Quarter-II (July to Sep.)	Quarter-III (Oct to Dec.)	January, 2020	
12	Arunachal Pradesh	0008.02.960	12	11.00	39.57	3.84	-12.05	-16.71	0.00	25.65
13	Nagaland	0008.02.960	13	11.00	39.58	3.84	-12.17	-15.30	0.00	26.95
14	Manipur	0008.02.960	14	15.00	53.51	5.21	-17.56	-19.78	0.00	36.38
15	Mizoram	0008.02.960	15	8.00	29.46	2.83	-10.03	-12.94	0.00	17.32
16	Tripura	0008.02.960	16	35.00	121.07	11.84	-10.43	-17.88	0.00	139.60
17	Meghalaya	0008.02.960	17	28.00	98.50	9.55	-9.06	-16.73	0.00	110.26
18	Assam	0008.02.960	18	262.00	920.56	89.82	-60.36	-119.27	0.00	1092.75
19	West Bengal	0008.02.960	19	879.00	3,089.43	301.57	-99.60	-305.94	0.00	3864.46
20	Jharkhand	0008.02.960	20	281.00	985.90	96.19	-4.10	-70.95	0.00	1288.04
21	Odisha	0008.02.960	21	482.00	1,698.04	165.80	22.89	-134.27	0.00	2234.46
22	Chhattisgarh	0008.02.960	22	322.00	1,131.19	110.39	33.85	-72.94	0.00	1524.49
23	Madhya Pradesh	0008.02.960	23	671.00	2,358.28	230.02	-158.66	-272.82	0.00	2827.82
24	Gujarat	0008.02.960	24	1,263.00	4,438.14	433.00	95.73	-175.59	0.00	6054.28

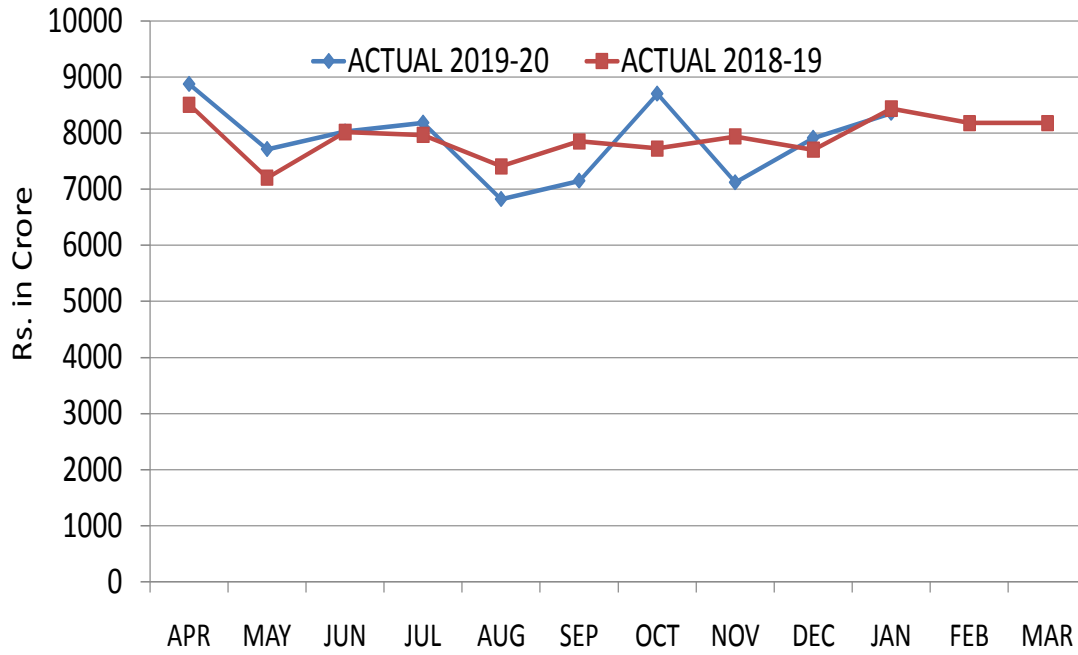
Sl. No.	States	Head Code	State Code	FY 2017-18	FY 2018-19	FY 2019-20				Progressive from FY 2017-18 to FY 2019-20 (upto Jan.20)
						Quarter-I (Apr. to June)	Quarter-II (July to Sep.)	Quarter-III (Oct to Dec.)	January, 2020	
25	Daman and Diu	0008.02.961	25	28.00	100.36	9.70	10.82	-0.36	0.00	148.52
26	Dadra and Nagar Haveli	0008.02.961	26	34.00	118.37	11.50	7.56	-2.60	0.00	168.83
27	Maharashtra	0008.02.960	27	2,648.00	9,305.28	907.90	64.86	-634.71	0.00	12291.33
28	Karnataka	0008.02.960	29	1,582.00	5,558.04	542.36	-53.74	-428.45	0.00	7200.21
29	Goa	0008.02.960	30	95.00	335.49	32.73	11.88	-24.84	0.00	450.26
30	Lakshdeep	0008.02.960	31	0.00	0.00	0.00	0.00	0.00	0.00	0.00
31	Kerala	0008.02.960	32	736.00	2,587.17	252.41	-118.23	-275.95	0.00	3181.40
32	Tamil Nadu	0008.02.960	33	1,304.00	4,582.02	446.96	-129.07	-344.06	0.00	5859.85
33	Puducherry	0008.02.960	34	48.00	168.54	16.44	6.48	-9.26	0.00	230.20
34	Andaman & Nicobar Islands	0008.02.961	35	5.00	15.64	1.52	-6.02	-6.81	0.00	9.33
35	Telangana	0008.02.960	36	705.00	2,477.79	241.72	-176.44	-298.80	0.00	2949.27
36	Andhra Pradesh	0008.02.960	37	589.00	2,068.86	201.82	-169.22	-298.62	0.00	2391.84
	Total			17,500.00	61,500.00	6000.00	-1500.00	-5500.00	0.00	78000.00

**Monthly Collection
Compensation Cess (Gross & Net)**

(Rs. in crore)

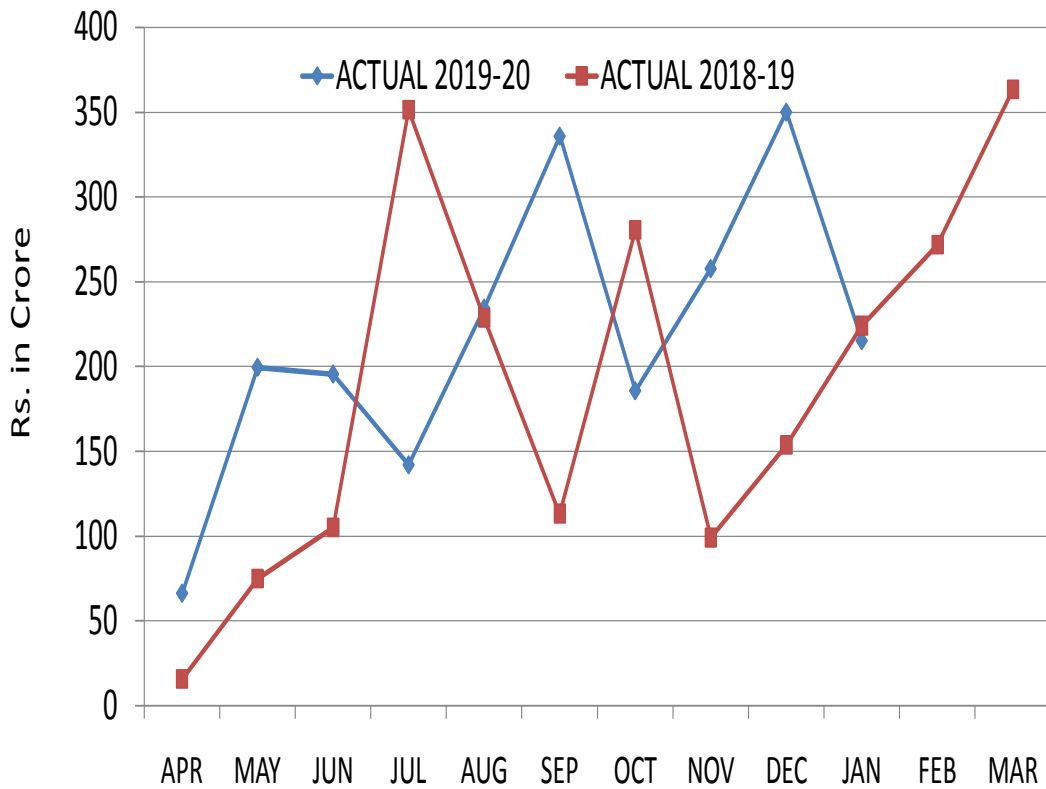
Budget/Revised Estimate		2019-20				2018-19			
		BE RS. 1,09,343				BE RS. 90,000			
		RE -				RE Rs. 90,000			
Sl. No.	MONTH	Gross		Net		Gross		Net	
		Monthly	Progressive	Monthly	Progressive	Monthly	Progressive	Monthly	Progressive
1	April	8,940	8,940	8,874	8,874	8,519	8,519	8,503	8,503
2	May	7,912	16,852	7,713	16,587	7,276	15,795	7,201	15,704
3	June	8,222	25,074	8,026	24,613	8,121	23,916	8,016	23,720
4	July	8,325	33,399	8,183	32,796	8,314	32,230	7,963	31,683
5	August	7,056	40,455	6,822	39,618	7,633	39,863	7,405	39,088
6	September	7,484	47,939	7,148	46,766	7,963	47,826	7,850	46,938
7	October	8,887	56,826	8,701	55,467	8,004	55,830	7,724	54,662
8	November	7,376	64,202	7,119	62,586	8,035	63,865	7,936	62,598
9	December	8,263	72,465	7,913	70,499	7,854	71,719	7,700	70,298
10	January	8,574	81,039	8,359	78,858	8,660	80,379	8,435	78,733
11	February					8,444	88,823	8,173	86,906
12	March					8,538	97,361	8,175	95,081

Compensation Cess (Net) Monthly Trends of Collection



	APR	MAY	JUN	JUL	AUG	SEP	OCT	NOV	DEC	JAN	FEB	MAR
2019-20	8874	7713	8026	8183	6822	7148	8701	7119	7913	8359		
2018-19	8503	7201	8016	7963	7405	7850	7724	7936	7700	8435	8173	8175

Compensation Cess (Refund) Monthly Trends



	APR	MAY	JUN	JUL	AUG	SEP	OCT	NOV	DEC	JAN	FEB	MAR
2019-20	66.13	199.46	195.44	141.87	234.29	335.79	185.62	257.65	349.98	215.14		
2018-19	15.64	74.75	104.91	351.27	228.42	113.15	280.49	98.99	153.56	223.94	271.57	363.19

**Compensation Cess Collections
(Head wise Breakup)**

(Rs. in crore)

Sl. No.	Head Code	Head Nomenclature	Upto the month of Jan. 2020 (FY 2019-20)	Upto the month of Jan. 2019 (FY 2018-19)	Growth in %
	0009	GOODS AND SERVICES TAX COMPENSATION CESS			
	000901	COMPENSATION CESS OF IMPORT SERVICES			
1	000901101	CESS ON GST COMP. CESS ON IMP/EXP OF GOODS AND SERVICES	8098.68	8049.99	0.60
2	000901102	INTEREST	7.43	0.21	3523.21
	000902	COMPENSATION CESS OF DOMESTIC SUPPLY			
3	000902101	CESS ON GST COM CESS ON DOMESTIC SUPPLY OF GOODS & SERVICES	72878.93	72300.89	0.80
4	000902102	INTEREST	23.60	7.14	230.57
5	000902103	PENALTY	27.38	15.32	78.77
6	000902104	FEES	1.29	1.55	-16.69
7	000902500	RECEIPTS AWAITING TRANSFER TO OTHER MINOR HEADS	0.30	0.00	0.00
8	000902800	OTHER RECEIPTS	1.27	3.43	-62.95
		Gross Collection Total (A)	81038.88	80378.53	0.82
9	00090210102	DEDUCT REFUNDS	-2171.08	-1643.48	32.10
10	00090210202	DEDUCT REFUNDS	-4.09	-0.48	753.12
11	00090210302	DEDUCT REFUNDS	-2.07	-0.01	0.00
12	00090210402	DEDUCT REFUNDS	-0.26	-0.11	141.44
13	00090280002	DEDUCT REFUNDS	-3.86	-1.04	273.18
		Refund Total (B)	-2181.36	-1645.12	32.60
		Net Total (A+B)	78857.52	78733.41	0.16

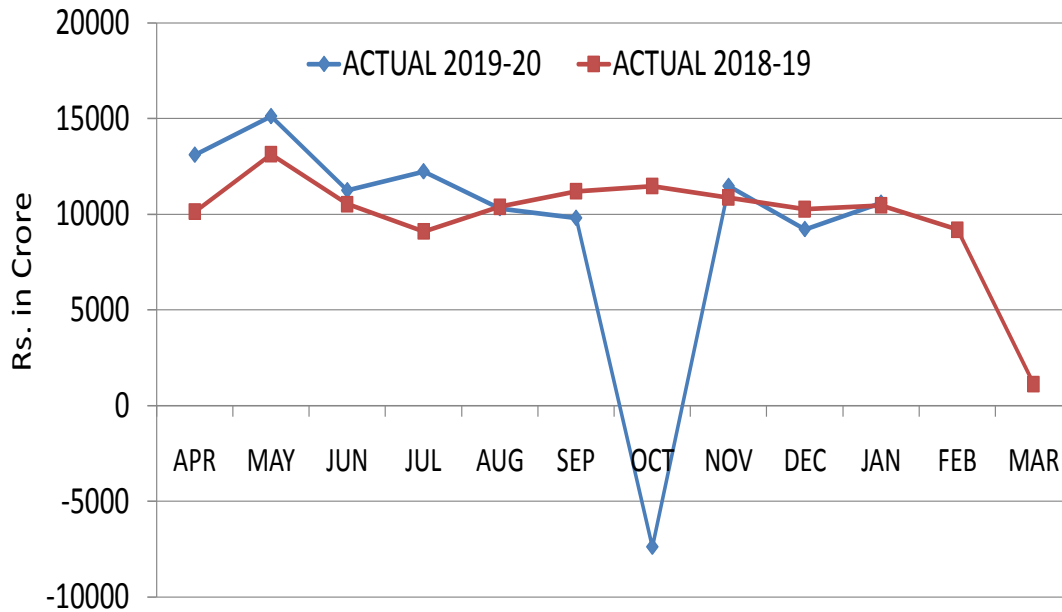
Monthly Collection Customs Duty (Net)

(Rs. in crore)

Budget/Revised Estimate		2019-20		2018-19	
		BE	Rs. 1,55,904	BE	Rs. 1,12,500
		RE	-	RE	Rs. 1,30,038
Sl. NO	MONTH	Monthly	Progressive	Monthly	Progressive
1	April	13,100	13,106	10,128	10,128
2	May	15,124	28,230	13,127	23,255
3	June	11,249	39,479	10,524	33,779
4	July	12,240	51,719	9,095	42,874
5	August	10,312	62,031	10,389	53,263
6	September	9,808	71,839	11,193	64,456
7	October	-7,380	64,459	11,463	75,919
8	November	11,474	75,933	10,869	86,788
9	December	9,222	85,155	10,258	97,046
10	January	10,597	95,752	10,455	1,07,501
11	February			9,188	1,16,689
12	March			1,124	1,17,813

Note: During the month of October the accumulated RAT booked from April-September under 0037-Customs has been properly classified under appropriate Heads of IGST and Comp. Cess after reconciliation with ICEGATE/ICES figures. Hence the impact of transfer entries has resulted into negative figures.

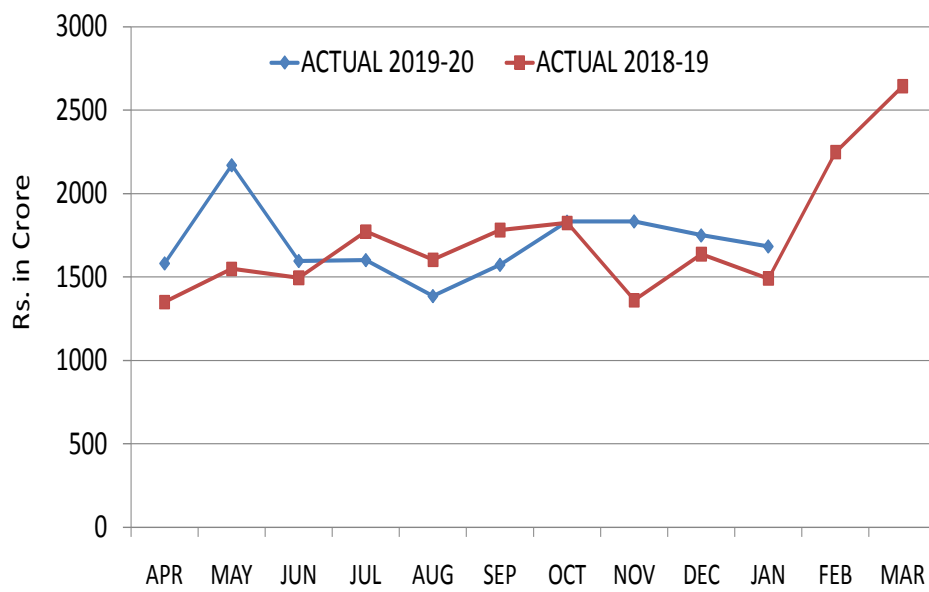
Customs Duty (Net) Monthly Trends of Collection



2019-20	13105	15124	11249	12240	10312	9808	-7380	11474	9222	10597		
2018-19	10128	13127	10524	9095	10389	11193	11463	10869	10258	10455	9188	1124

Note: During the month of October the accumulated RAT booked from April-September under 0037-Customs has been properly classified under appropriate Heads of IGST and Comp. Cess after reconciliation with ICEGATE/ICES figures. Hence the impact of transfer entries has resulted into negative figures.

Customs Duty (Refund) Monthly Trends



2019-20	1581.78	2169.32	1596.30	1601.48	1386.21	1573.58	1831.65	1833.13	1749.25	1683.30		
2018-19	1350.89	1548.66	1496.30	1772.50	1604.42	1781.87	1824.40	1361.91	1637.94	1491.29	2247.89	2643.18

**Custom Duty Collection (Net)
Head wise Breakup**

(Rs. in crore)

Sl. No.	Head Code	Head Nomenclature	Upto the month of Jan. 2020 (FY 2019-20)	Upto the month of Jan. 2019 (FY 2018-19)	Growth in %
A		IMPORTS			
1	003700101	IMPORTS	1627.67	966.01	68.49
2	00370010101	PROTECTIVE DUTIES	281.52	326.59	-13.80
3	00370010102	REVENUE DUTIES	81812.88	95145.91	-14.01
4	00370010103	DEDUCT DRAWBACKS	-12215.10	-11988.69	1.89
5	00370010104	DEDUCT-REFUNDS	-3917.02	-2983.80	31.28
6	00370010105	AMOUNT TRANSFERED TO CONSUMER WELFARE FUND	0.15	0.05	0.00
7	00370010106	CUSTOMS DUTY ON GOLD	1622.08	1110.38	46.08
8	00370010107	CUSTOMS DUTY ON SILVER	1529.60	1891.02	-19.11
9	00370010108	2% SPECIAL CUSTOMS DUTY ON IMPORTS	0.25	0.00	0.00
10	00370010109	ADDITIONAL CUSTOMS DUTY ON MOTOR SPIRIT (PETROL)	0.01	0.00	0.00
11	00370010110	ADDITIONAL DUTY OF CUSTOMS ON HIGH SPEED DIESEL OIL	1.27	2.62	-51.58
12	00370010111	NATIONAL CALAMITY CONTINGENCY DUTY	767.96	0.03	0.00
13	00370010112	ADDITIONAL CUSTOMS DUTY (CVD)	2668.37	1316.84	102.64
14	00370010113	GSIS(GOODS OF SPECIAL IMPORTANCE ACT)DUTY	2273.30	0.00	0.00
15	00370010114	SPECIAL EXCISE DUTY	0.07	0.03	0.00
16	00370010115	TTA (TEXTILE & TEXTILE ARTICLES)DUTY	0.02	0.00	0.00
17	00370010116	CESSES ON IMPORTS	0.33	0.31	6.40
18	00370010117	EXCISE PRIMARY EDUCATION CESS DUTY	0.11	-6.82	-101.61
19	00370010118	OTHER CENTRAL EXCISE DUTY	1.22	0.00	0.00
20	00370010119	ADDITIONAL CVD DUTY	9.52	52.94	-82.02

Sl. No.	Head Code	Head Nomenclature	Upto the month of Jan. 2020 (FY 2019-20)	Upto the month of Jan. 2019 (FY 2018-19)	Growth in %
21	00370010120	HEALTH DUTY AMOUNT	0.11	0.02	449.14
22	00370010121	EXCISE SECONDARY & HIGHER EDUCATIONAL CESS DUTY	0.00	0.00	0.00
23	00370010122	CLEAN ENERGY CESS	0.17	7.71	-97.77
24	00370010123	IGST TAX COLLECTED BY CUSTOMS	18.66	4267.06	-99.56
25	00370010124	IGST INTEREST COLLECTED BY CUSTOMS	0.04	0.02	69.65
26	00370010125	IGST PENALTY COLLECTED BY CUSTOMS	0.53	2.12	-74.92
27	00370010126	IGST FESS COLLECTED BY CUSTOMS	-0.02	0.00	0.00
28	00370010127	IGST OTHERS COLLECTED BY CUSTOMS	2.10	177.53	-98.82
29	00370010128	GST COMPENSATION CESS COLLECTED BY CUSTOMS	2.01	19.24	-89.56
30	00370010129	GST COMP CESS INT. COMPONENT COLLECTED BY CUSTOM	0.00	6.16	-100.00
31	00370010131	GST COMP CESS FEES COMPONENT COLLECTED BY CUST	0.00	0.00	0.00
		Total (A)	76487.82	90313.30	-15.31
B		EXPORTS			
32	003700102	EXPORTS	2.71	115.86	-97.66
33	00370010201	ALL OTHER ARTICLES	31.23	36.59	-14.66
34	00370010202	IRON ORE FINE(INCLUDING BLUE DUST)	0.00	0.75	-100.00
35	00370010203	DEDUCT DRAWBACK	-855.49	-824.73	3.73
36	00370010204	DEDUCT-REFUNDS	-18.18	-72.96	-75.08
		Total (B)	-839.74	-744.49	12.79
C		CESSES ON EXPORTS			
37	003700103	CESSES ON EXPORTS	4035.37	905.55	345.63
38	00370010301	OTHER ARTICLES.	13.18	12.57	4.81
39	00370010302	OTHER AGRICULTURAL PRODUCE	55.51	68.78	-19.29

Sl. No.	Head Code	Head Nomenclature	Upto the month of Jan. 2020 (FY 2019-20)	Upto the month of Jan. 2019 (FY 2018-19)	Growth in %
40	00370010303	TOBACCO UNMANUFACTURED	5.08	0.59	754.64
41	00370010304	DEDUCT-REFUNDS	-0.21	0.00	0.00
42	00370010305	AMOUNT TRANSFERED TO CONSUMER WELFARE FUND	0.13	0.00	0.00
		Total (C)	4109.06	987.50	316.11
D	003700104	SALE OF GOLD BY PUBLIC AUCTION	6.98	26.91	-74.06
E	003700105	SALE PROCEEDS OF CONFISCATED GOODS			
43	00370010501	CONFISCATED GOLD	84.98	31.46	0.00
44	00370010502	CONFISCATED SILVER	0.24	0.05	0.00
45	00370010503	OTHER CONFISCATED GOODS	10.71	25.77	-58.42
46	00370010504	OTHER GOODS RETAIL SHOP	91.25	112.84	-19.13
47	00370010505	CONFISCATED FOREIGN CURRENCIES/INSTRUMENTS	7.17	7.48	-4.08
48	00370010506	FEES,FINES,FORFEITURES & PENALTIES	445.98	615.27	-27.51
		Total (E)	640.35	792.86	-19.24
F	003700106	RECEIPTS OF ADVANCE PAYMENTS FROM ASSESSES	84.28	85.27	-1.16
G	003700107	ANTI DUMPING DUTY	918.62	7.07	12895.90
H	003700108	SAFEGUARD DUTY	1541.01	1.20	0.00
I	003700109	ADDITIONAL DUTY OF CUSTOMS ON TEA AND TEA WASTE	0.00	0.00	96.54
J	003700504	EDUCATION CESS	45.41	58.92	-22.93
K	003700505	SECONDARY AND HIGHER EDUCATION CESS	10.85	18.07	-39.94
L	003700507	ROAD AND INFRASTRUCTURE CESS	2.41	0.01	18478.52
M	003700508	SOCIAL WELFARE SURCHARGE	6849.93	147.23	4552.66
N	003700700	RECEIPTS UNDER KAR VIVAD SAMADHAN SCHEME,1998	0.00	0.00	-61.99
O	003700800	OTHER RECEIPTS	5814.43	15740.83	-63.06
P		Collection made BY OTHER DEPARTMENT/MINISTRIES	80.38	66.27	21.29
		Total Net Collection (A to P)	95751.80	107500.95	-10.93

Note: 1) The Collection made by other Ministries/Departments during the FY 2019-20 is reported up to Dec, 2019.

2) Booked under the head 0037.00.800 (Receipts awaiting Transfer to other minor heads) includes the amount credited in Govt. Account in RBI, for which the classification detail are not yet received from ICEGATE portal of CBIC.

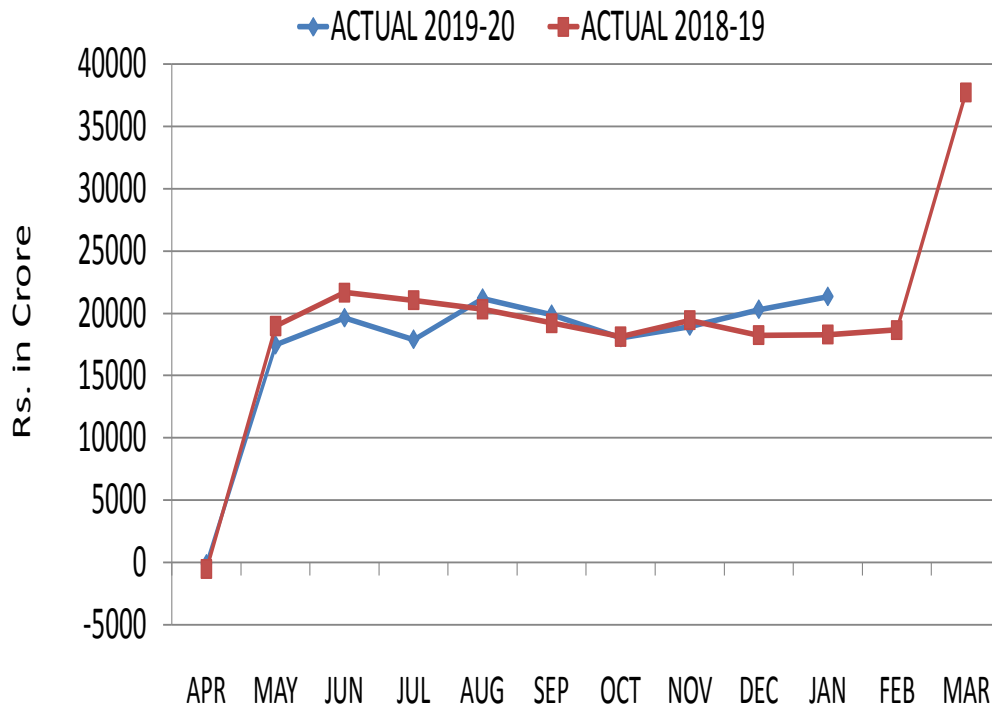
3) Some Revenue PAOs used this head of account **0037.00.10.123 to 131 on temporary heads** for booking the IGST/Comp. Cess (MH 0008 and 0009) as this head of account is not available in REVACT system, however is to be cleared by making necessary transfer entries.

**Monthly Collection
Union Excise Duty (Net)**

(Rs. in crore)

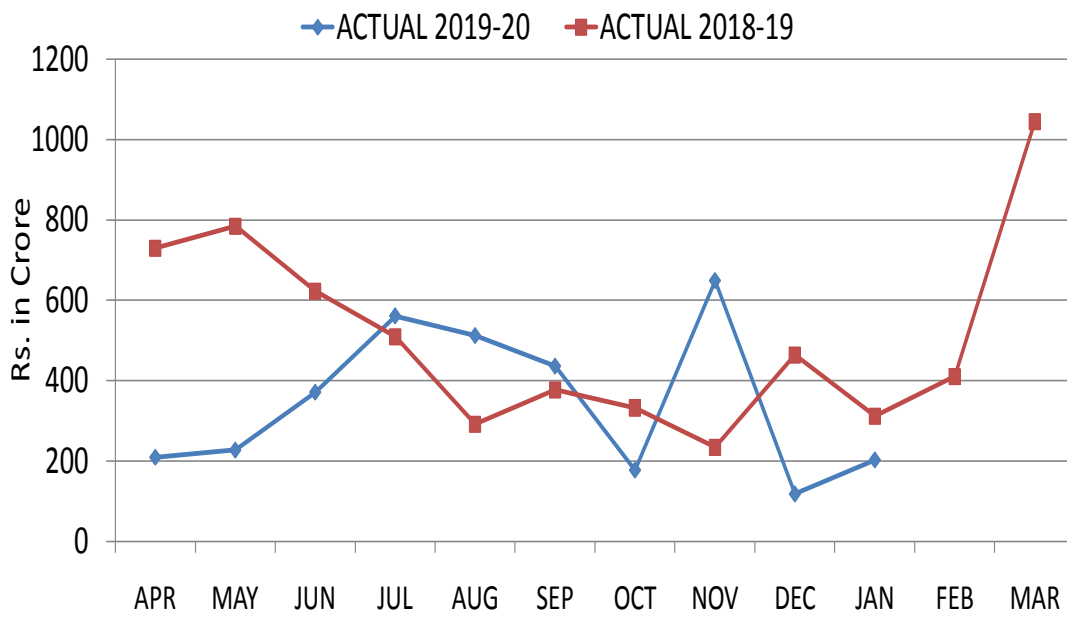
Budget/Revised Estimate		2019-20		2018-19	
		BE	Rs. 3,00,000	BE	Rs. 2,59,600
		RE	-	RE	Rs. 2,59,612
Sl. NO	MONTH	Monthly	Progressive	Monthly	Progressive
1	April	-114	-114	-552	-552
2	May	17,447	17,333	18,963	18,411
3	June	19,619	36,952	21,641	40,052
4	July	17,892	54,844	21,023	61,075
5	August	21,188	76,032	20,313	81,388
6	September	19,898	95,930	19,202	1,00,590
7	October	18,021	1,13,951	18,104	1,18,694
8	November	18,948	1,32,899	19,429	1,38,123
9	December	20,300	1,53,199	18,231	1,56,354
10	January	21,329	1,74,528	18,266	1,74,620
11	February			18,654	1,93,274
12	March			37,719	2,30,993

Union Excise Duty (Net) Monthly Trends of Collection



2019-20	-114	17447	19619	17892	21188	19898	18021	18948	20300	21329		
2018-19	-552	18963	21641	21023	20313	19202	18104	19429	18231	18266	18654	37719

Union Excise Duty (Refund) Monthly Trends



2019.20	209.22	226.86	371.06	560.98	511.90	435.90	177.21	648.92	117.79	202.53		
2018-19	729.19	784.09	622.29	508.95	290.79	376.89	331.98	233.89	463.36	311.12	409.76	1039.19

**Union Excise Duty
Head wise Breakup of Collections)**

(Rs. In crore)

Sl. No.	Head Code	Head Nomenclature	Upto the month of Jan. 2020 (FY 2019-20)	Upto the month of Jan. 2019 (FY 2018-19)	Growth in %
A	003801	SHAREABLE DUTIES			
1	003801101	BASIC EXCISE DUTIES	45468.56	52904.93	-14.06
2	003801102	AUXILIARY DUTIES OF EXCISE	-20.68	-265.34	-92.20
3	003801103	ADDITIONAL EXCISE DUTIES ON MINERAL PRODUCTS	0.49	0.00	0.00
4	003801104	SPECIAL EXCISE DUTIES	62.75	261.26	-75.98
		Total (A)	45511.12	52900.85	-13.97
B	003802	DUTIES ASSIGNED TO STATES			
5	003802101	ADDITIONAL EXCISE DUTIES IN LIEU OF SALES TAX	-773.77	-0.01	0.00
6	003802102	EXCISE DUTY ON GENERATION OF POWER	0.93	0.00	0.00
		Total (B)	-772.84	-0.01	0.00
C	003803	NON-SHAREABLE DUTIES			
7	003803102	AUXILIARY DUTIES OF EXCISE	0.09	0.00	1840.00
8	003803103	SPECIAL EXCISE DUTIES	676.19	316.37	113.74
9	003803104	ADDITIONAL EXCISE DUTIES ON TEXTILE & TEXTILE ARTICLES	0.48	-0.36	-234.08
10	003803105	ADDITIONAL EXCISE DUTY ON T.V.SETS	-0.46	-1.32	-64.99
11	003803106	ADDITIONAL EXCISE DUTY ON INDIGENIOUS MOTOR SPIRIT	10631.96	12096.48	-12.11
12	003803107	ADDITIONAL EXCISE DUTY ON HIGH SPEED DIESEL OIL	29436.65	34677.15	-15.11
13	003803108	NATIONAL CALAMITY CONTINGENT DUTY	1400.75	1357.44	3.19
14	003803109	SPECIAL ADDITIONAL DUTY OF EXCISE ON MOTOR SPIRIT	27223.53	23148.55	17.60
15	003803110	ADDITIONAL DUTY OF EXCISE ON TEA AND TEA WASTE	0.00	0.00	0.00

Sl. No.	Head Code	Head Nomenclature	Upto the month of Jan. 2020 (FY 2019-20)	Upto the month of Jan. 2019 (FY 2018-19)	Growth in %
16	003803111	ADDITIONAL DUTY OF EXCISE ON PAN MASALA AND CERTAIN TOBACCO PRODUCTS	0.07	0.19	-66.05
17	003803112	CLEAN ENERGY CESS*	11.13	4.03	176.15
18	003803504	EDUCATION CESS	14.25	3.22	342.38
19	003803505	SECONDARY AND HIGHER EDUCATION CESS	7.03	1.68	318.97
20	003803506	INFRASTRUCTURE CESS*	0.13	6.34	-97.98
21	003803507	ROAD AND INFRASTRUCTURE CESS	49203.27	35344.61	39.21
22	003803800	OTHER DUTIES	55.87	504.07	-88.92
		Total (C)	118660.94	107458.45	10.42
D	003804	CESSES ON COMMODITIES			
23	003804102	CESS ON JUTE	0.60	0.23	161.77
24	003804103	CESS ON TEA	0.03	0.10	-74.88
25	003804105	CESS ON OIL	14.78	-0.10	0.00
26	003804106	CESS ON COTTON	-0.02	0.00	0.00
27	003804114	CESS ON BIDI	0.01	0.00	-378.12
28	003804115	CESS ON TOBACCO	0.03	0.05	-49.94
29	003804117	CESS ON CRUDE OIL	10658.27	13739.69	-22.43
30	003804118	CESS ON COFFEE	0.00	0.00	0.00
31	003804119	CESS ON SUGAR	2.80	11.95	0.00
32	003804123	HANDLOOM CESS ON MANMADE FABRICS	0.00	0.13	0.00
33	003804124	CESS ON PAPER	0.06	0.00	0.00
34	003804125	CESS ON STRAW BOARD	0.00	0.00	0.00
35	003804128	CESS ON AUTOMOBILES	0.74	0.08	851.62

Sl. No.	Head Code	Head Nomenclature	Upto the month of Jan. 2020 (FY 2019-20)	Upto the month of Jan. 2019 (FY 2018-19)	Growth in %
36	003804131	CESS ON MATCHES	0.00	-0.01	-118.57
37	003804200	CESS ON OTHER COMMODITIES	0.02	0.06	-70.27
		Total (D)	10677.30	13752.18	-22.36
E	003860	OTHER RECEIPTS			
38	003860101	SALE PROCEEDS OF CONFISCATED GOODS	0.02	0.04	-49.98
39	003860500	RECEIPTS AWAITING TRANSFER TO OTHER MINOR HEADS ETC.	294.71	0.00	0.00
40	003860800	OTHER RECEIPTS	156.33	501.96	-68.86
		Total (E)	451.05	501.99	-10.15
F		CESSES ADMINISTERED BY OTHER DEPARTMENT	0.00	6.08	0.00
		Total Net Collection (A+B+C+D+E+F)	174527.57	174619.55	-0.05

Remarks: i * These cesses are collected by CBIC

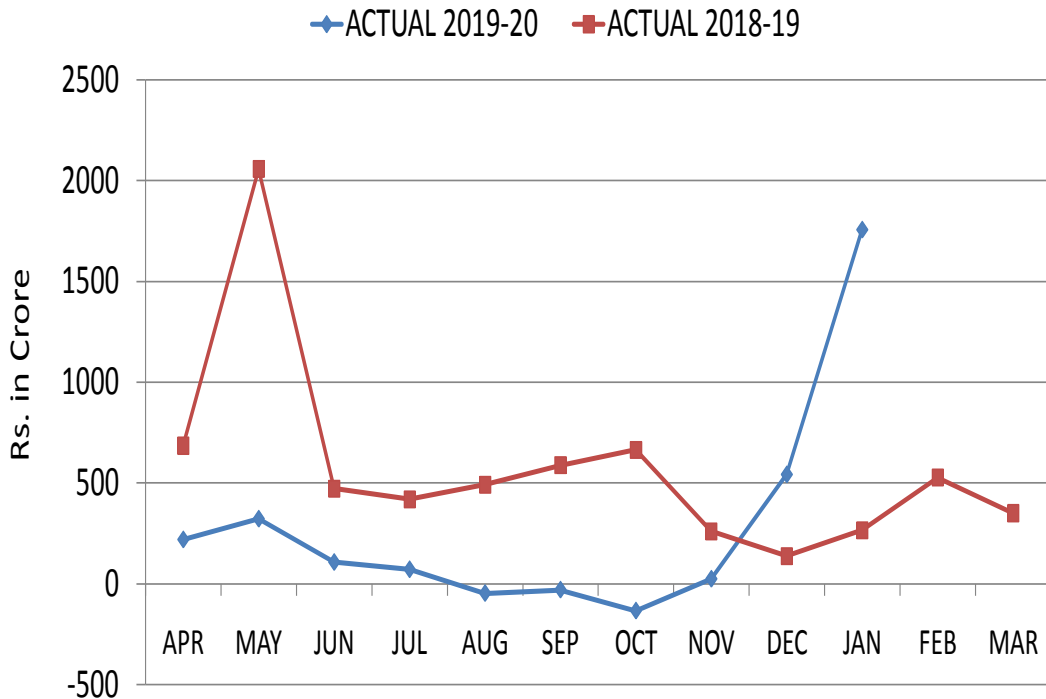
Note: The Collection made by other Ministries/Departments during the FY 2019-20 is reported up to Dec., 2019.

Monthly Collection Service Tax (Net)

(Rs. in Crore)

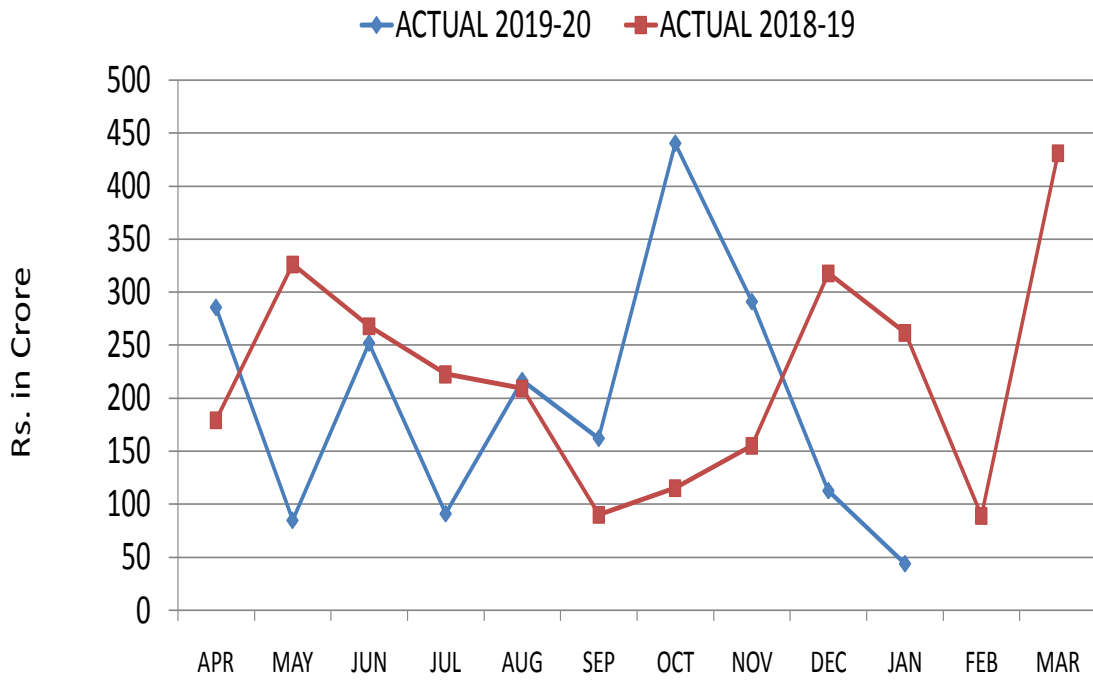
Budget/Revised Estimate		2019-20		2018-19	
		BE	Rs. 0.00	BE	Rs. 0.00
		RE	-	RE	Rs. 9,283
Sl. No.	Month	Monthly	Progressive	Monthly	Progressive
1	April	219	219	684	684
2	May	322	541	2,056	2,740
3	June	107	648	472	3,212
4	July	71	719	418	3,630
5	August	-47	672	490	4,120
6	September	-30	642	587	4,707
7	October	-134	508	663	5,370
8	November	24	532	260	5,630
9	December	542	1,074	137	5,767
10	January	1,757	2,831	264	6,031
11	February			526	6,557
12	March			350	6,907

Service Tax (Net) Monthly Trends of Collection



2019-20	219	322	107	71	-47	-30	-134	24	542	1757		
2018-19	684	2056	472	418	490	587	663	260	137	264	526	350

Service Tax (Refund) Monthly Trends



2019-20	285.57	84.88	251.97	91.11	216.65	162.20	440.24	291.01	112.82	44.03		
2018-19	179.36	326.13	267.89	222.76	209.19	90.46	115.30	155.21	318.00	261.80	89.33	431.11

**Service Tax
(Service wise Collections)**

(Rs. In crore)

Sl. No.	Head Code	Head Nomenclature	Upto the month of Jan. 2020 (FY 2019-20)	Upto the month of Jan. 2019 (FY 2018-19)	Growth in %
					-
1	004400101	TAX ON TELEPHONE BILLING	-1.44	0.05	2955.08
2	004400102	TAX ON GENERAL INSURANCE PREMIA	14.47	83.13	-82.59
3	004400103	TAX ON STOCK BROKERAGE COMMISSION	20.57	10.44	96.90
4	004400104	ADVERTISING SERVICES	-17.60	29.72	-159.24
5	004400105	COURIER SERVICES	-79.85	-65.85	21.26
6	004400106	RADIO PAGING SERVICES	-0.27	-0.04	655.20
7	004400107	CUSTOM HOUSE AGENT SERVICES	1.64	7.27	-77.41
8	004400108	STEAMER AGENT SERVICES	3.10	1.87	65.98
9	004400109	AIR TRAVEL AGENT SERVICES	8.56	12.32	-30.46
10	004400110	MANDAP KEEPER SERVICES	9.40	20.12	-53.29
11	004400111	CLEARING AND FORWARDING AGENT SERVICES	14.14	20.59	-31.33
12	004400112	RENT A CAB SCHEME OPERATOR SERVICES	13.58	58.15	-76.65
13	004400113	OUTDOOR CATERERS SERVICES	11.02	33.25	-66.84
14	004400114	PANDAL OR SHAMIANA CONTRACTORS SERVICES	1.23	11.04	-88.86
15	004400115	CONSULTING ENGINEER SERVICES	24.12	73.04	-66.98
16	004400116	MAN POWER RECRUITMENT SERVICES	116.36	374.83	-68.96
17	004400117	TOUR OPERATOR SERVICES	10.21	46.19	-77.90
18	004400119	ARCHITECT SERVICES	5.45	14.12	-61.42
19	004400120	INTERIOR DECORATION/DESIGNERS SERVICES	2.52	8.58	-70.66
20	004400121	MECHANISED SLAUGHTER HOUSE SERVICES	0.00	-0.11	0.00
21	004400122	UNDER WRITER SERVICES	0.02	-0.04	0.00

Sl. No.	Head Code	Head Nomenclature	Upto the month of Jan. 2020 (FY 2019-20)	Upto the month of Jan. 2019 (FY 2018-19)	Growth in %
22	004400123	CREDIT RATING AGENCY SERVICES	0.11	0.12	-6.49
23	004400124	CHARTERED ACCOUNTANT SERVICES	10.38	18.96	-45.22
24	004400125	COST ACCOUNTANT SERVICES	0.02	0.12	-78.71
25	004400126	COMPANY SECRETARY SERVICES	-1.20	0.77	-255.85
26	004400127	REAL ESTATE AGENT/CONSULTANT SERVICES	8.94	17.53	-49.03
27	004400128	SECURITY/DETECTIVE AGENCY SERVICES	47.57	175.43	-72.89
28	004400129	MARKET RESEARCH AGENCY SERVICES	1.87	6.41	-70.80
29	004400130	MANAGEMENT CONSULTANT SERVICES	34.67	89.52	-61.27
30	004400131	SCIENTIFIC AND TECHNICAL CONSULTANCY SERVICE	8.54	13.59	-37.17
31	004400132	PHOTOGRAPHY SERVICES	1.58	3.80	-58.36
32	004400133	CONVENTION SERVICE	-33.75	-86.17	-60.84
33	004400134	LEASED CIRCUIT SERVICE	0.05	0.74	-92.74
34	004400135	TELEGRAPH SERVICE	0.00	-0.24	0.00
35	004400136	TELEX SERVICE	0.00	0.01	0.00
36	004400137	FACSIMILE SERVICE	0.00	-0.08	0.00
37	004400138	ON-LINE INFORMATION AND DATABASE ACCESS AND/OR RETRIEVAL SERVICE	13.87	12.37	12.06
38	004400139	VIDEO TAPE PRODUCTION SERVICE	3.58	8.96	-60.01
39	004400140	SOUND RECORDING SERVICE	0.85	0.82	3.43
40	004400141	BROADCASTING SERVICE	7.99	15.22	-47.54
41	004400142	INSURANCE AUXILLARY SERVICES	7.06	14.30	-50.59
42	004400143	BANKING AND OTHER FINANCIAL SERVICES	213.43	85.30	150.22
43	004400144	PORT SERVICES	23.21	54.16	-57.14
44	004400145	SERVICE OR REPAIR PROVIDED BY AUTHORISED SERVICE STATION FOR MOTO R CAR AND TWO WHEELED MOTOR VEHICLE	16.49	41.25	-60.04

Sl. No.	Head Code	Head Nomenclature	Upto the month of Jan. 2020 (FY 2019-20)	Upto the month of Jan. 2019 (FY 2018-19)	Growth in %
45	004400146	LIFE INSURANCE SERVICES INCLUDING INSURANCE AUXILLARY SERVICES RELATING TO LIFE INSURANCE	4.67	29.42	-84.13
46	004400147	CARGO HANDLING SERVICES	13.12	52.56	-75.04
47	004400148	STORAGE AND WAREHOUSE SERVICES	5.38	11.97	-55.05
48	004400149	EVENT MANAGEMENT SERVICES	10.17	33.63	-69.77
49	004400150	RAIL TRAVEL AGENT SERVICES	0.01	0.03	-65.82
50	004400151	HEALTH CLUB AND FITNESS CENTERS SERVICES	3.24	6.17	-47.44
51	004400152	BEAUTY PARLOURS SERVICES	2.30	6.77	-66.05
52	004400153	FASHION DESIGNING SERVICES	0.40	0.56	-27.78
53	004400154	CABLE OPERATORS SERVICES	11.70	33.38	-64.96
54	004400155	DRYCLEANING SERVICES	0.48	2.46	-80.28
55	004400156	BUSINESS AUXILIARY SERVICES	126.58	214.65	-41.03
56	004400157	COMMERCIAL TRAINING AND COACHING CENTRE	35.53	65.57	-45.82
57	004400158	COMMISSIONING AND INSTALLATION AGENCY	60.09	183.46	-67.25
58	004400159	FRANCHISE SERVICE	10.97	28.29	-61.22
59	004400160	INTERNET CAFE	0.00	0.30	-99.92
60	004400161	MAINTENANCE AND REPAIR SERVICE	62.16	175.82	-64.64
61	004400162	A TECHNICAL TESTING AND ANALYSIS: TECHNICAL INSPECTION AND CERTIFICATION AGENCY	14.36	28.58	-49.76
62	004400163	BUSINESS EXHIBITION SERVICES	3.48	3.81	-8.72
63	004400164	AIRPORT SERVICES	3.40	21.17	-83.93
64	004400165	TRANSPORT OF GOODS BY ROAD	-1337.13	-735.00	81.92
65	004400166	TRANSPORT OF GOODS BY AIR	0.09	0.35	-73.87
66	004400167	SURVEY AND EXPLORATION OF MINERALS	0.10	2.81	-96.47

Sl. No.	Head Code	Head Nomenclature	Upto the month of Jan. 2020 (FY 2019-20)	Upto the month of Jan. 2019 (FY 2018-19)	Growth in %
67	004400168	OPINION POLL SERVICES	0.00	0.11	-97.71
68	004400169	INTELLECTUAL PROPERTY SERVICES OTHER THAN COPYRIGHT	10.96	44.35	-75.28
69	004400170	FORWARD CONTRACT SERVICES	0.03	0.10	-68.41
70	004400171	TV RADIO PROGRAMME PRODUCTION	2.17	13.59	-84.01
71	004400172	CONSTRUCTION SERVICES IN RESPECT OF COMMERCIAL OR INDUSTRIAL BUILDINGS AND CIVIL STRUCTURES	72.40	143.33	-49.48
72	004400173	TRAVEL AGENTS (OTHER THAN AIR/TRAVEL AGENTS)	0.63	1.51	-58.24
73	004400174	TRANSPORT OF GOODS THROUGH PIPELINE OR OTHER CONDUIT	0.94	6.22	-84.89
74	004400175	SITE FORMATION AND CLEARANCE, EXCAVATION AND EARTH MOVING AND DEMOLITION SERVICES OTHER THAN THOSE PROVIDED TO AGRICULTURE IRRIGATION & WATERSHED DEVELOPMENT	40.76	35.26	15.59
75	004400176	DREDGING SERVICE OF RIVER, PORT, HARBOUR, BACKWATER OR ESTUARY	4.68	2.59	80.69
76	004400177	SURVEY AND MAP MAKING OTHER THAN THOSE BY GOVERNMENT DEPARTMENTS	1.37	5.34	-74.29
77	004400178	CLEANING SERVICES OTHER THAN IN RELATION TO AGRICULTURE, HORTICULTURE, HORTICULTURE, ANIMAL HUSBANDRY OR DAIRYING	11.10	55.37	-79.96
78	004400179	MEMBERSHIP OF CLUB OR ASSOCIATION WITH SPECIFIED EXCLUSIONS	5.78	9.24	-37.43
79	004400180	PACKAGING SERVICES	0.19	3.04	-93.72
80	004400181	MAILING LIST COMPILATION AND MAILING	0.31	0.87	-65.03
81	004400182	CONSTRUCTION OF RESIDENTIAL COMPLEXES HAVING MORE THAN TWELVE RESIDENTIAL HOUSES OR APARTMENTS TOGETHER WITH COMMON AREAS & OTHER APPURTENANCES	125.15	399.01	-68.63

Sl. No.	Head Code	Head Nomenclature	Upto the month of Jan. 2020 (FY 2019-20)	Upto the month of Jan. 2019 (FY 2018-19)	Growth in %
82	004400183	SERVICE PROVIDED BY A REGISTRAR TO AN ISSUE	0.99	0.02	5343.65
83	004400184	SERVICE PROVIDED BY A SHARE TRANSFER AGENT	0.04	0.51	-91.85
84	004400185	AUTOMATED TELLER MACHINE OPERATIONS, MAINTENANCE OR MANAGEMENT	2.17	0.48	350.28
85	004400186	SERVICE PROVIDED BY A RECOVERY AGENT	2.23	3.57	-37.44
86	004400187	SALE OF SPACE OR TIME FOR ADVERTISEMENT OTHER THAN THE IN PRINT MEDIA	9.37	32.74	-71.37
87	004400188	SPONSORSHIP SERVICES PROVIDED TO ANYBODY CORPORATE OR FIRM OTHER THAN SPONSORSHIP OF SPORTS EVENTS	1.01	5.04	-79.91
88	004400189	TRANSPORT OF PASSENGERS EMBARKING ON INTERNATIONAL JOURNEY BY AIR OTHER THAN THE ECONOMY CLASS PASSENGERS	49.62	-16.54	-400.10
89	004400190	TRANSPORT OF GOODS IN CONTAINERS BY RAIL BY ANY PERSON OTHER THAN GOVERNMENT RAILWAY	0.98	2.09	-52.87
90	004400191	BUSINESS SUPPORT SERVICES	257.64	186.66	38.02
91	004400192	AUCTIONERS SERVICE OTHER THAN AUCTION OF PROPERTY UNDER DIRECTIONS OR ORDERS OF A COURT OF LAW OR AUCTION BY THE CENTRAL GOVERNMENT	0.21	1.28	-83.63
92	004400193	PUBLIC RELATIONS SERVICE	0.12	1.76	-93.24
93	004400194	SHIP MANAGEMENT SERVICES	0.83	1.28	-35.68
94	004400195	INTERNET TELEPHONY SERVICE	-3.01	6.99	-143.05
95	004400196	TRANSPORT OF PERSONS BY CRUISE SHIP	0.06	0.26	-77.35
96	004400197	CREDIT CARD, DEBIT CARD, CHANGE CARD OR PAYMENT CARD RELATED SERVICES	11.51	16.51	-30.31
97	004400198	SERVICES PROVIDED BY A TELEGRAPH AUTHORITY IN RELATION TO TELECOMMUNICATION SERVICES	6.64	25.51	-73.98

Sl. No.	Head Code	Head Nomenclature	Upto the month of Jan. 2020 (FY 2019-20)	Upto the month of Jan. 2019 (FY 2018-19)	Growth in %
98	004400199	SERVICES PROVIDED IN RELATION TO MINING OF MINERAL, OIL OR GAS	44.91	99.55	-54.89
99	004400200	SERVICES PROVIDED IN RELATION TO RENTING OF IMMOVABLE PROPERTY FOR USE IN COURSE OR FURTHER OF BUS OR COMMERCE	159.55	315.64	-49.45
100	004400201	SERVICES PROVIDED IN RELATION TO EXECUTION OF A WORKS CONTRACT	253.05	709.40	-64.33
101	004400202	SERVICES PROVIDED IN RELATION TO DEVPT SUPPLY OF CONTENT FOR USE TELECOM SERVICES, ADVERTISING AGENCY SERVICES & DATABASE ASS ES OR RETREIVAL SERVICES	1.11	6.67	-83.34
102	004400203	SERVICES PROVIDED BY ANY PERSON EXCPT BANKING CO. OR FI INCLDNG A NBFC OR ANY OTHER BODY CORPORATE OR COMM. CONCERN IN RELATIO TO ASSET MGMT INCLUDING PORTFOLIO MGMT & ALL FORMS OF FUND MGMT	0.06	0.72	-91.58
103	004400204	SERVICE PROVIDED IN RELATION TO DESIGN SERVICES	2.35	6.76	-65.16
104	004400205	SERVICES PROVIDED BY ANY PERSON IN RELATION TO INFORMATION TECHNOLOGY SOFTWARE FOR USE IN THE COURSE OR FURTHERANCE OF BUSINESS OR COMMERCE	-4.76	12.35	-138.53
105	004400206	SERVICES PROVIDED BY AN INSURER ON LIFE INSURANCE BUSINESS,IN RELATION TO MANAGEMENT OF INVESTMENT,UNDER UNIT LINKED INSURANCE BUSINESS,COMMONLY KNOWN AS UNIT LINKED INSURANCE PLAN-ULIP- SCHEME	0.00	0.00	0.00
106	004400207	SERVICES PROVIDED BY A RECONIZED STOCK EXCHANGE IN RELATION TO ASSISTING,REGULATING OR COTROLLING THE BUSINESS,SELLING OR DEALING IN SECURITIES	0.11	0.05	121.94
107	004400208	SERVICES PROVIDED BY A RECONIZED/REGISTERED ASSOCIATION IN RELATION TO ASSISTIG,REGULATING OR CONTROLLING	0.00	0.07	-98.08

Sl. No.	Head Code	Head Nomenclature	Upto the month of Jan. 2020 (FY 2019-20)	Upto the month of Jan. 2019 (FY 2018-19)	Growth in %
108	004400209	SERVICES PROVIDED BY A PROCESSING AND CLEARING HOUSE IN RELATION TO PROCESSING,CLEARING AND SETTLEMENT OF TRANSACTION IN SECURITIES	0.15	0.76	-80.69
109	004400210	SERVICES PROVIDED BY ANY PERSON IN RELATION TO SUPPLY OF TANGIBLE GOODS INCLUDING MACHENRY,EQIPMENT AND APPLIANCES FOR USE	24.34	97.76	-75.10
110	004400211	COSMETIC SURGERY OR PLASTIC SURGERY SERVICE	0.74	1.41	-47.74
111	004400212	TRANSPORT OF COASTAL GOODS & GOODS THROUGH NATIONAL WATERWAYS OR GOODS THROUGH INLAND WATER	6.36	45.84	-86.13
112	004400213	LEGAL CONSULTANCY SERVICE	17.78	41.99	-57.65
113	004400214	SERVICES OF PROMOTING MARKETING OR ORGANIZING OF GAMES OF CHANCE INCLUDING LOTTERY, BINGO OR LOTTO	0.07	11.44	-99.40
114	004400215	HEALTH SERVICES LIKE (A) HEALTH CHECK UP UNDERTAKEN BY HOSPITALS OR MEDICAL ESTABLISHMENTS FOR EMPLO	0.27	2.25	-87.93
115	004400216	SERVICES PROVIDED MAINTENANCE OF MEDICAL RECORDS OF EMPLOYEES BUSINESS ENTITY	0.33	0.10	241.70
116	004400217	SERVICES OF PROMOTING A BRAND OF GOODS SERVICES EVENTS BUSINESS ENTITY ETC.	1.13	5.09	-77.86
117	004400218	SERVICES OF PERMITTING COMMERCIAL USE OR EXPLOITATION OF ANY EVENT ORGANIZED BY A PERSON OR ORGANIZA	0.28	0.93	-70.42
118	004400219	SERVICES PROVIDED BY ELECTRICITY EXCHANGE	0.32	0.29	9.19
119	004400220	SERVICES RELATED TO (A) TRANSFERRING TEMPORARILY OR (B) PERMITTING THE USE OR ENJOYMENT OF ANY COPYR	18.17	10.55	72.26
120	004400221	SPECIAL SERVICES PROVIDED BY A BUILDER ETC. TO THE PROSPECTIVE BUYERS SUCH AS PROVIDING PREFERENTIAL	1.34	0.49	171.13
121	004400222	SERVICES OF AIRCONDTIONED RESTURANTS	12.78	47.90	-73.32
122	004400223	SERVICES OF PROVIDING OF ACCOMODATIONS IN HOTELS	23.18	58.05	-60.07

Sl. No.	Head Code	Head Nomenclature	Upto the month of Jan. 2020 (FY 2019-20)	Upto the month of Jan. 2019 (FY 2018-19)	Growth in %
123	004400224	ALL TAXABLE SERVICES	-0.21	-14.96	-98.60
124	004400225	OTHER TAXABLE SERVICES	198.24	1829.60	-89.17
125	004400500	RECEIPT AWAITING TRANSFER TO OTHER MINOR HEADS	1847.91	0.50	0.00
126	004400504	PRIMARY EDUCATION CESS	7.20	14.89	-51.62
127	004400505	SECONDARY AND HIGHER EDUCATION CESS	3.42	7.32	-53.31
128	004400506	SWACHH BHARAT CESS	22.68	191.96	-88.18
129	004400507	KRISHI KALYAN CESS	14.62	151.51	-90.35
130	004400700	RECEIPTS UNDER KAR VIVAD SAMADHAN SCHEME, 1998	0.00	0.00	0.00
131	004400800	OTHER RECEIPTS	-2.14	-3.15	-32.01
		Total	2825.82	6020.16	-53.06
		Service Tax Collected of other Ministries/Departments	5.38	10.46	
		Total Net Collection	2831.20	6030.62	-53.05

Note: The Collection made by other Ministries/Departments during the FY 2019-20 is reported up to Dec., 2019.

**Office of the Principal Chief Controller of Accounts,
Central Board of Indirect Taxes and Customs, 1st Floor,
DGACR Building, I.P. Estate, New Delhi-110002**