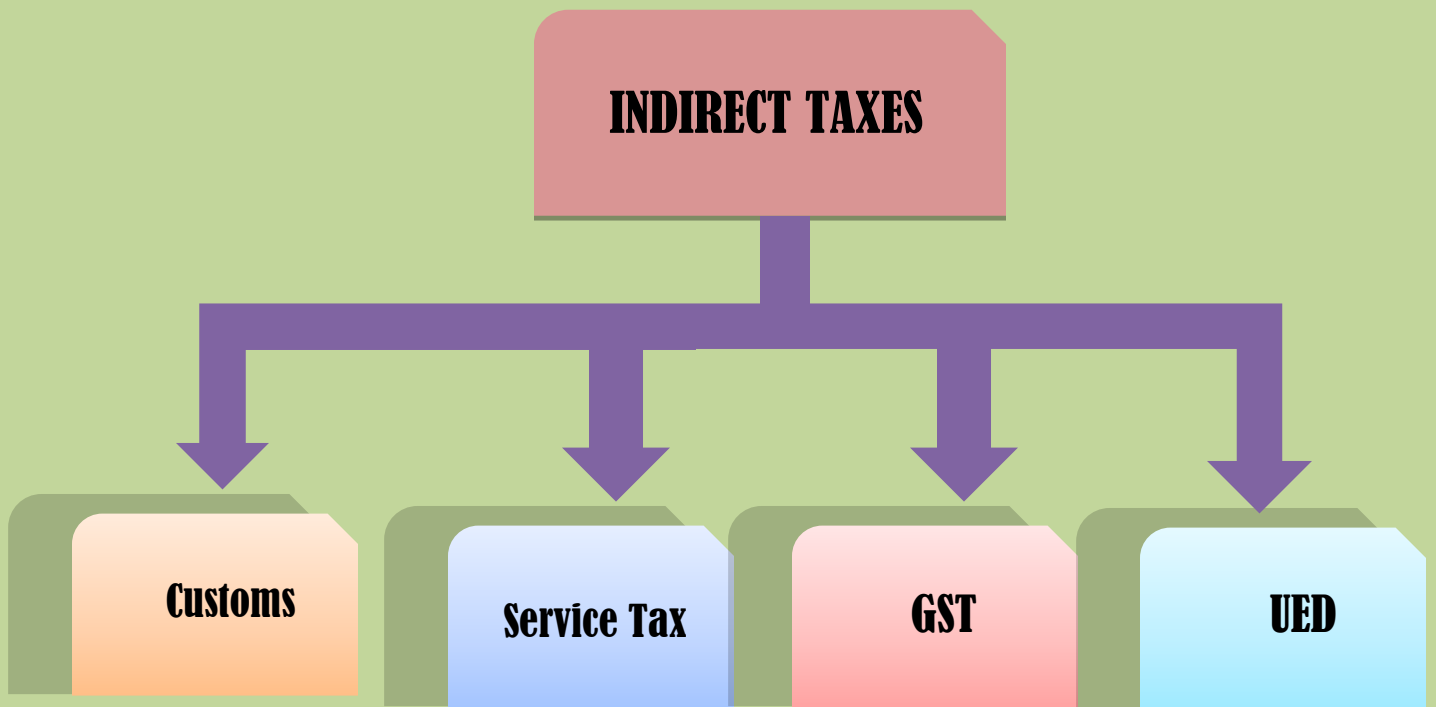




# **AN OVERVIEW OF INDIRECT TAXES**

## **MARCH (FINAL REVISED), 2022**



**PRINCIPAL CHIEF CONTROLLER OF ACCOUNTS**  
**CENTRAL BOARD OF INDIRECT TAXES AND CUSTOMS**  
**DEPARTMENT OF REVENUE**  
**MINISTRY OF FINANCE**



## INDEX

Sl. No.	Contents	Page
1	Executive Summary	1-3
2	Revised Estimate F.Y. 2021-22 Graph	4
3	Cumulative Collection upto March (Final Revised), 2022	5-6
4	Gross Indirect tax collections upto March (Final Revised), 2022	7
5	Net Indirect tax collections upto March (Final Revised), 2022	8
6	GST Net Collection & Refund upto March (Final Revised), 2022	9-10
7	Non GST Net Collection & Refund upto March (Final Revised), 2022	11-12
8	GST Net Collection Comparison of Last Three Years	13
9	Non GST Net Collection Comparison of Last Three Years	14
10	0005-CGST Collections for Month wise 2021-22 & 2020-21	15-16
11	0005-CGST Refunds for Month wise 2021-22 & 2020-21	17
12	0007-UTGST Collections for Month wise 2021-22 & 2020-21	18-19
13	0007-UTGST Refunds for Month wise 2021-22 & 2020-21	20
14	0008-IGST Collections for Month wise 2021-22 & 2020-21	21-22
15	0008-IGST Refunds for Month wise 2021-22 & 2020-21	23
16	0009-Compensation Cess collection for Month wise 2021-22 & 2020-21	24-25
17	0009-Compensation Cess Refunds for Month wise 2021-22 & 2020-21	26
18	0037-Custom Collections for Month wise 2021-22 & 2020-21	27-28
19	0037-Custom Refunds for Month wise 2021-22 & 2020-21	29
20	0038-U.E.D. Collections for Month wise 2021-22 & 2020-21	30-31
21	0038-U.E.D. Refunds for Month wise 2021-22 & 2020-21	32
22	0044-Service Tax Collections for Month wise 2021-22 & 2020-21	33-34
23	0044-Service Tax Refunds for Month wise 2021-22 & 2020-21	35
24	0005-CGST: Head wise Breakup of Collections	36
25	0007-UTGST: Head wise breakup of Collections	37
26	0008-IGST: Head wise Breakup of Collections	38
27	0009-Compensation Cess: Head wise Breakup of Collections	39
28	0037-Custom Duty : Head wise Breakup of Collections	40-42
29	0038-U.E.D. : Head wise Breakup of Collections	43-45
30	0044-Service Tax : Service wise Collections	46-52
31	GST Refunds Report for Month wise 2021-22	53
32	0008-IGST Regular Settlement (Towards Centre & States)	54
33	0008-IGST Regular Settlement (States/UT wise)	55-56
34	0008-IGST Advance Apportionment month wise	57
35	0008-IGST Advance Apportionment (State/UT wise)	58-59
36	Indirect tax collections for March (Final Revised), 2022 (Statement-I)	60
36	Indirect tax collections upto March (Final Revised), 2022 (Statement-II)	61



# INDIRECT TAX COLLECTION

## March (Final Revised), 2022

### Executive Summary

#### *Gross Collections*

- Gross collection of Indirect Taxes (including GST) upto **March, 2022** is **Rs. 17,65,247.07 crore** in comparisons to **Rs. 14,21,147.45 crore** upto March in previous year, showing a growth of **24.21%**. Out of the Total Gross collection, the share of **CGST** is **Rs. 2,69,143.42 crore**, **UTGST (OT)** is **Rs. 126.37 crore**, **IGST** is **Rs. 7,69,271.04 crore**, **Compensation Cess** is **Rs. 1,07,706.06 crore**, **Custom Duty** is **Rs. 2,25,760.73 crore**, **UED** is **Rs. 3,91,725.66 crore** and **Service Tax** is **Rs. 1,513.79 crore**.

#### *Net Collections (Total)*

- Net collection upto **March, 2022** is **Rs. 12,91,113.17 crore** as compared to **Rs. 10,75,370.39 crore** upto March in previous year, showing a growth of **20.06%**. The net collection is **102.55%** of the R.E. of **Rs. 12,59,000 crore**.

#### *Custom Duty (Net)*

- Net collection upto **March, 2022** is **Rs. 1,99,728.30 crore** which is **105.68%** of R.E.

#### *Customs Duty drawback and Refund*

- The Custom duty drawback & Refund payments upto **March, 2022** are **Rs. 26,032.43 crore**. (11.53% of Gross Collections)

#### *Union Excise Duty (Net)*

- Net collection of Excise Duty upto **March, 2022** is **Rs. 3,90,808.07 crore** which is **99.19%** of R.E.

#### *Union Excise Duty Refund*

- The UED Refund payments upto **March, 2022** are **Rs. 917.59 crore**. (0.23 % of Gross Collections)

### ***Service-Tax (Net)***

- Net collection of Service Tax **upto March, 2022** is **Rs. 1,011.82 crore** which is **101.18% of R.E.**

### ***Service Tax Refund***

- The Service Tax Refund payments **upto March, 2022** are **Rs. 501.97 crore.**  
(33.16% of Gross Collections)

### ***CGST (Net)***

- Net Collection of CGST **upto March, 2022** is **Rs. 5,91,226.14 crore.** It includes the share of regular Settlements and Advance Apportionment from IGST, added through book adjustments.

### ***UTGST (OT) (Net)***

- Net Collection of UTGST (OT) **upto March, 2022** is **Rs. 326.45 crore.**

### ***IGST (Net)***

- Net collection of IGST **upto March, 2022** is **Rs. 3,243.73 crore.** This is after Refunds and monthly regular settlements as well as Advance Apportionments.

### ***Compensation Cess (Net)***

- Net (after Refund) collection of Compensation Cess **upto March, 2022** is **Rs. 1,04,768.66 crore.**

### ***Refund of GST***

- *An amount of **Rs. 1,51,413.38 crore** has been paid as GST Refund upto March, 2022 with following details:*
  - *CGST:* Rs. 26,884.21 crore
  - *UTGST (OT)* Rs. 29.20 crore
  - *IGST:* Rs. 1,21,562.57 crore
  - *Comp. Cess:* Rs. 2,937.40 crore

# Executive Summary

## Revised Estimate F.Y. 2021-22

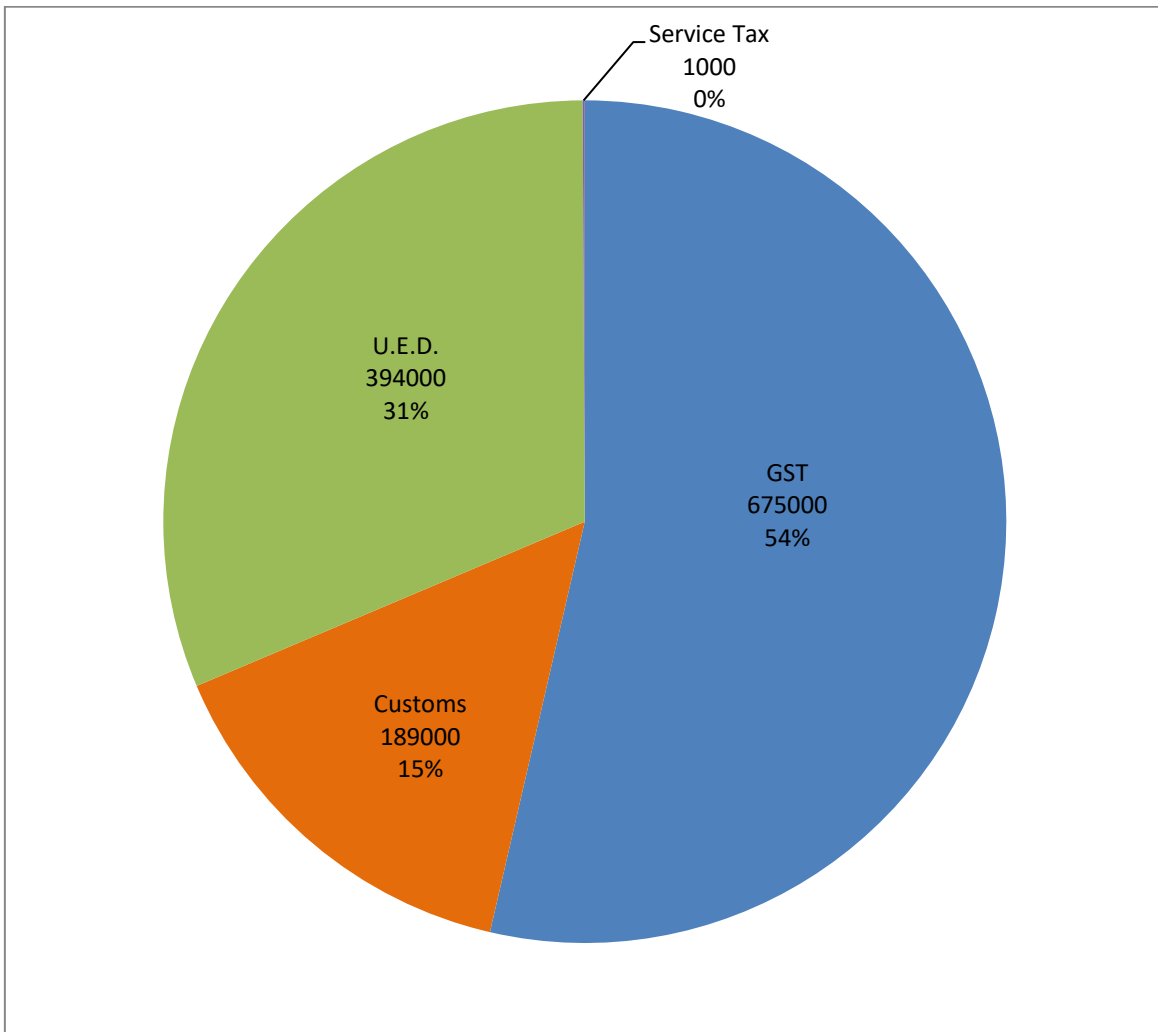
### Micro Perspective:-

1. Total Receipt (Revised Estimate) : -	Rs. 12,59,000 Crores
2. Share of GST Related Taxes : - (% of Total Indirect Taxes): -	Rs. 6,75,000 Crores 53.61 %
3. Share of Custom Related Taxes : - (% of Total Indirect Taxes) :-	Rs. 1,89,000 Crores 15.01 %
4. Share of U.E.D : - (% of Total Indirect Taxes):-	Rs. 3,94,000 Crores 31.29 %
5. Share of Service Tax : - (% of Total Indirect Taxes):-	Rs. 1,000 Crores 0.079 %

# Revised Estimate F.Y. 2021-22

(Rs. In Crores)

Total Revised Estimate Rs. 12,59,000 Crores



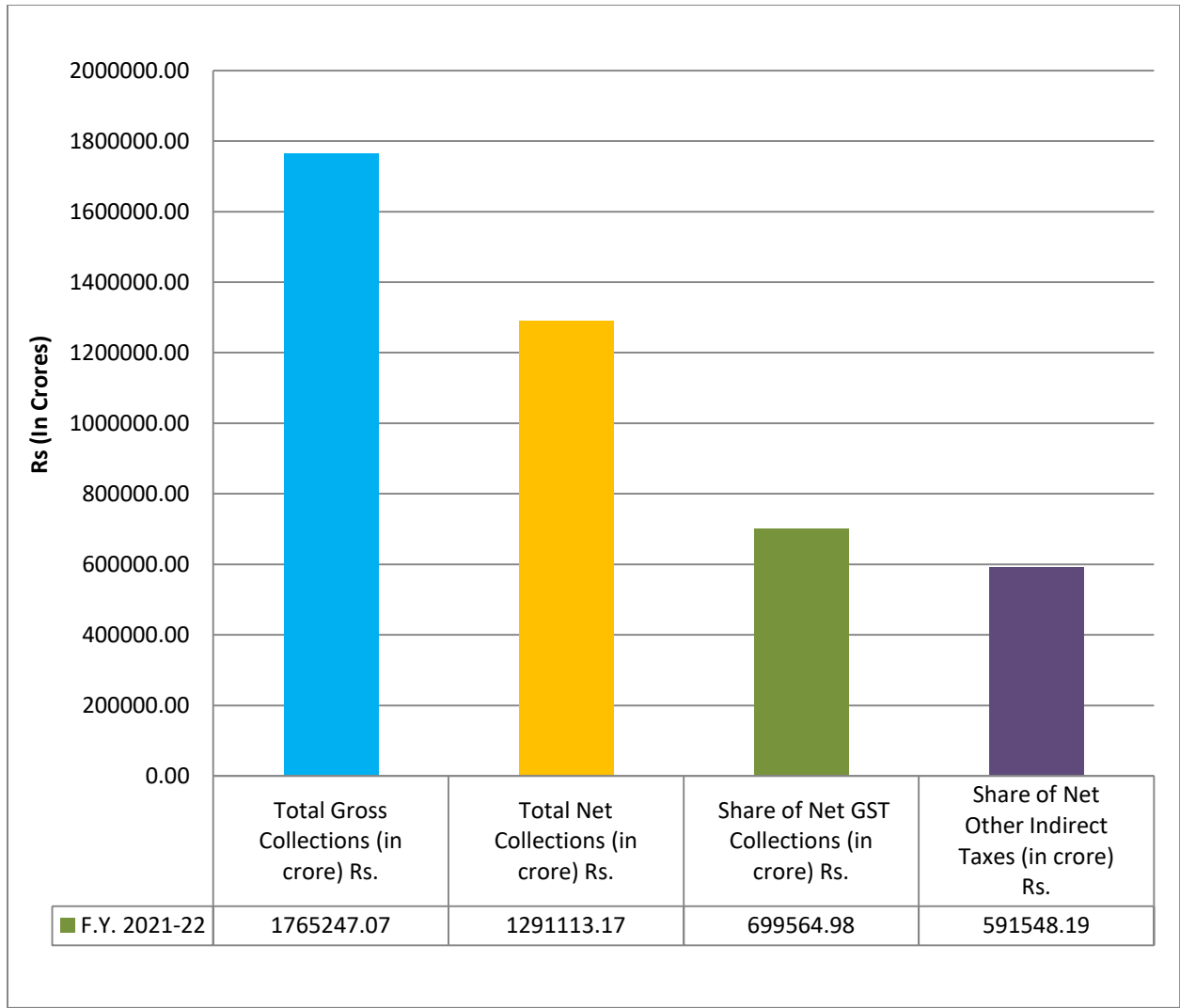
## **Cumulative Collections upto March, 2022**

### **Indirect Taxes**

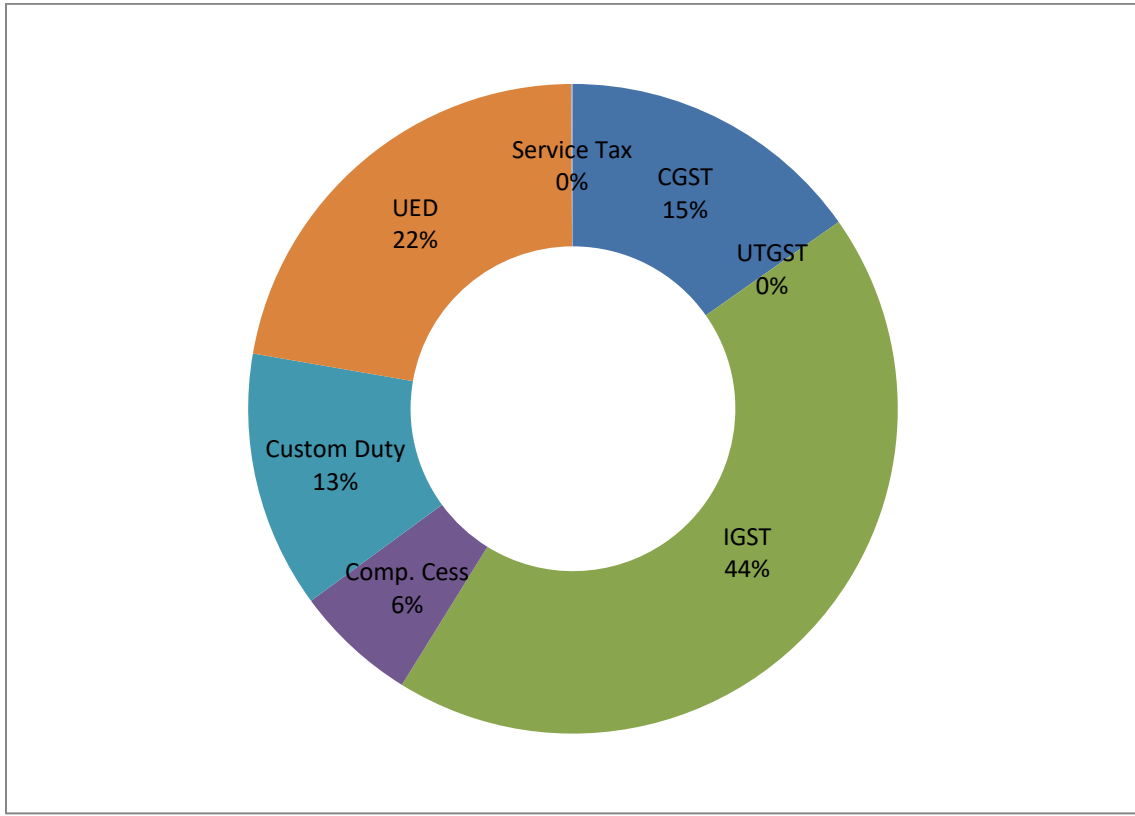
1. Total Gross Collections (% of Total R.E.)	Rs. 17,65,247.07 Crores 140.21 %
2. Total Net Collections (% of Total R.E.)	Rs. 12,91,113.17 Crores 102.55 %
2(a) Share of Net GST Collections (% of Total R.E.)	Rs. 6,99,564.98 Crores 103.64 %
2(b) Share of Net Other Indirect Tax (% of Total R.E.)	Rs. 5,91,548.19 Crores 101.29 %

## Cumulative Collections upto March, 2022

### Indirect Taxes (Rs. In Crores)

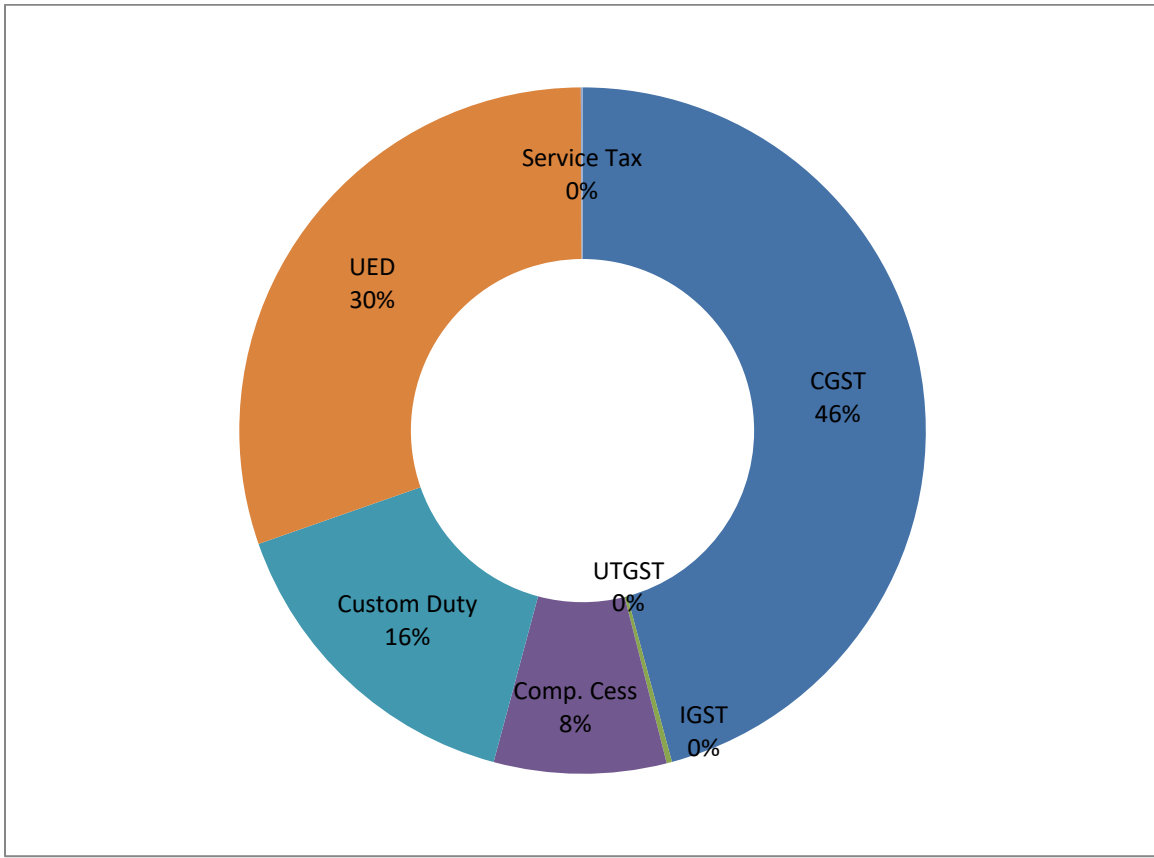


**Indirect Taxes**  
**Gross Collection at a glance**  
**{Upto March, 2022}**



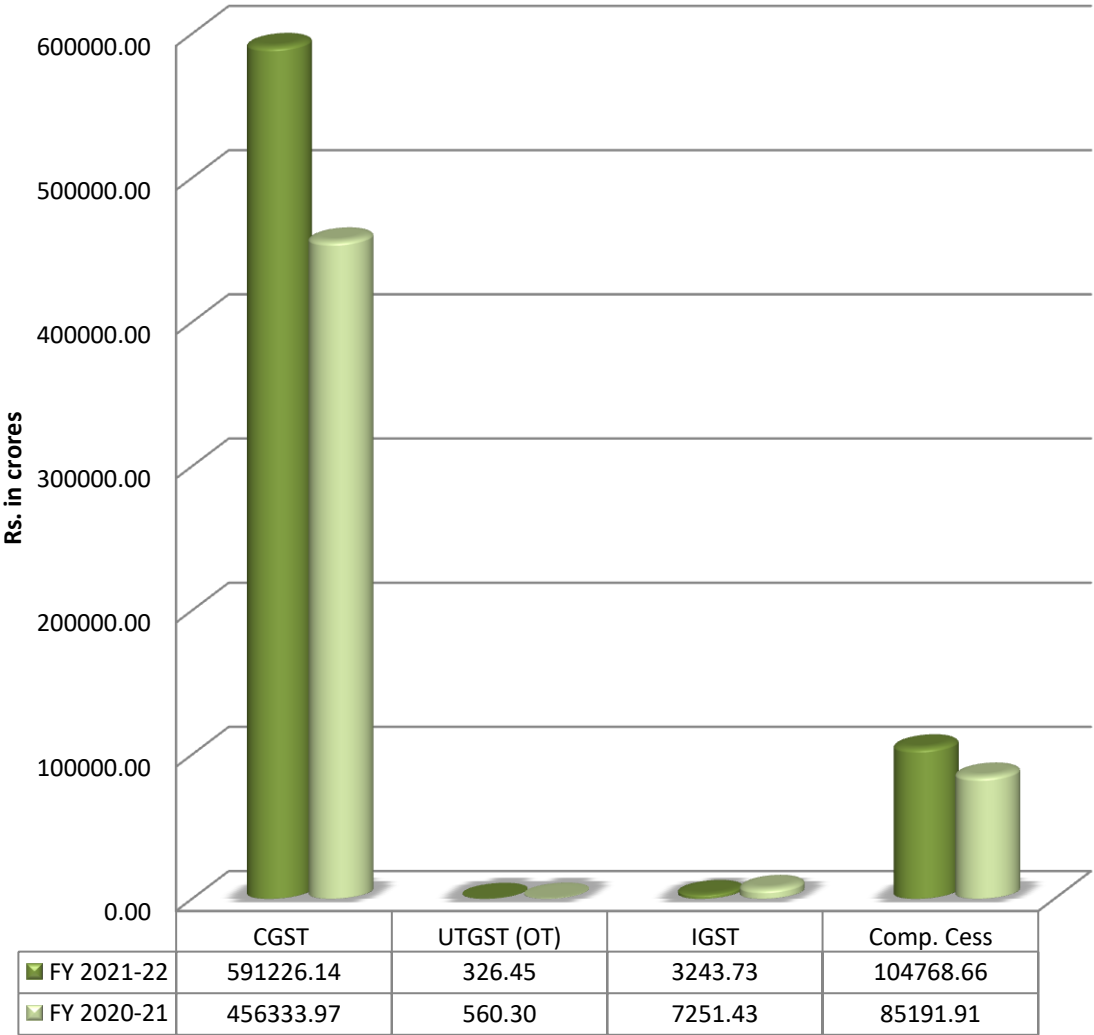
S. No.	Tax Head	Gross Collection (In Crore)
1	CGST	269143.42
2	UTGST	126.37
3	IGST	769271.04
4	Comp. Cess	107706.06
5	Custom Duty	225760.73
6	Union Excise Duty	391725.66
7	Service Tax	1513.79

**Indirect Taxes**  
**Net Collection at a glance**  
**{Upto March , 2022}**

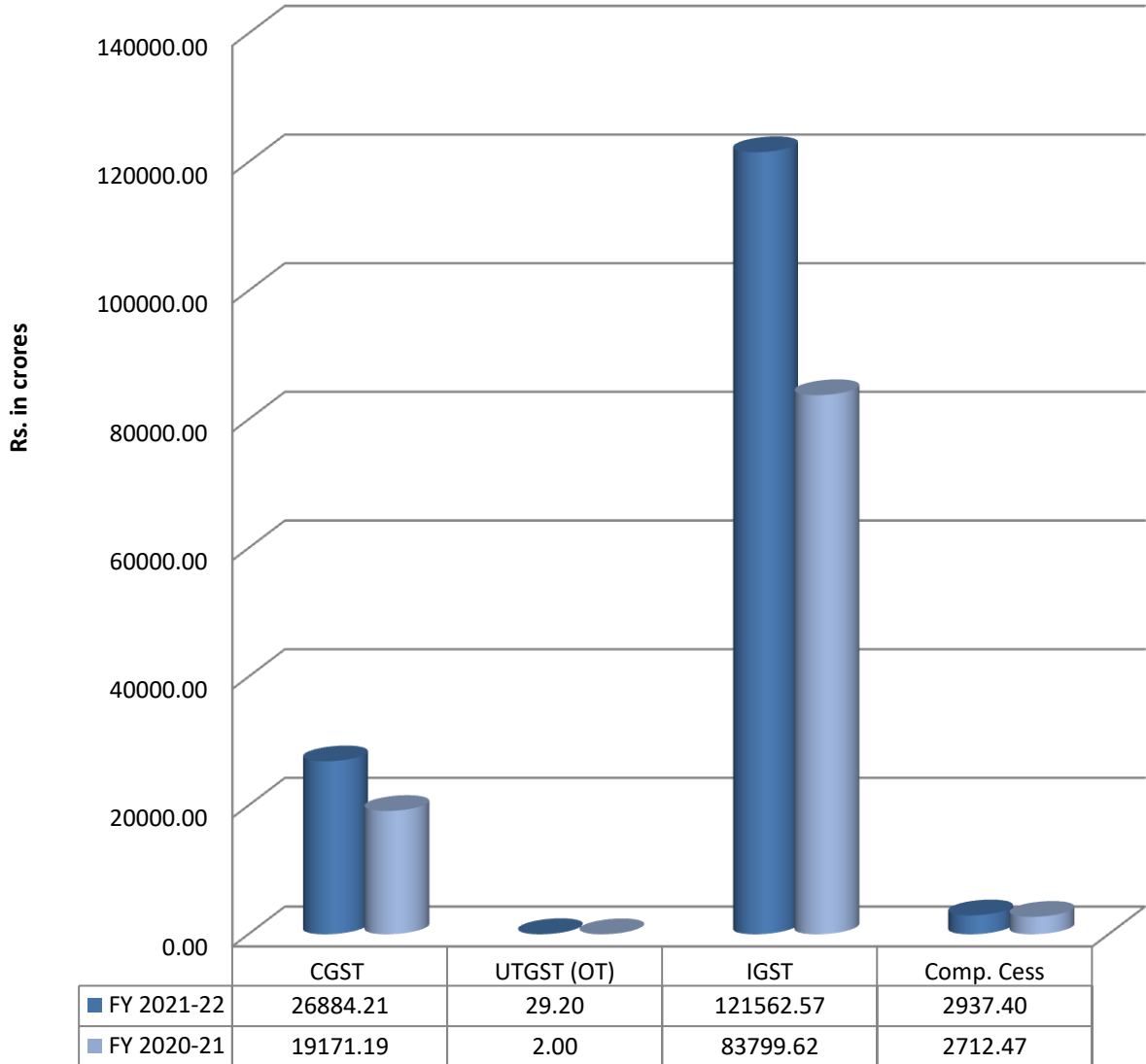


S. No.	Tax Head	Net Collection (In Crore)
1	CGST	591226.14
2	UTGST	326.45
3	IGST	3243.73
4	Comp. Cess	104768.66
5	Custom Duty	199728.30
6	Union Excise Duty	390808.07
7	Service Tax	1011.82

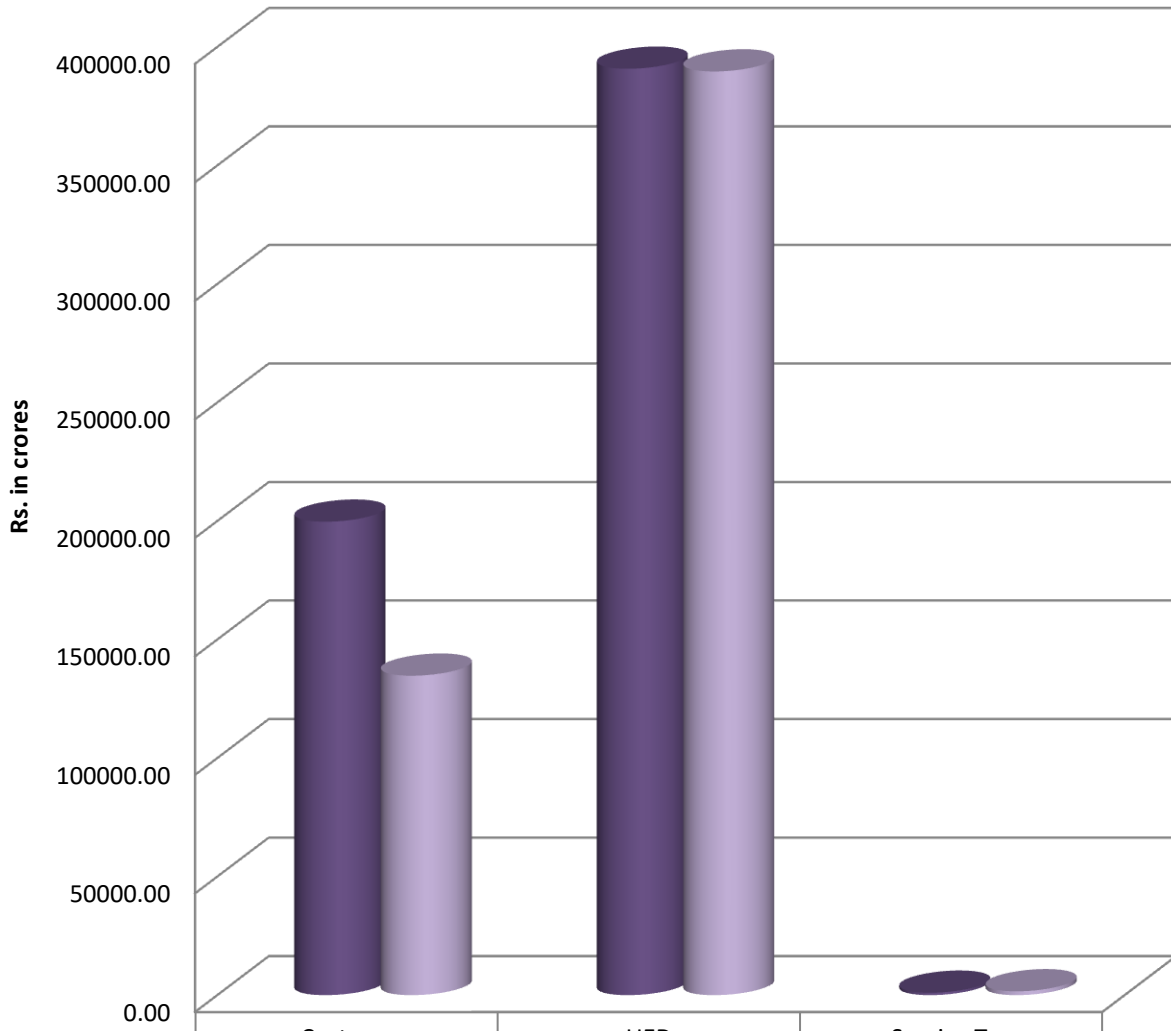
### GST Net Collections upto March, 2022



## GST Refund upto March, 2022

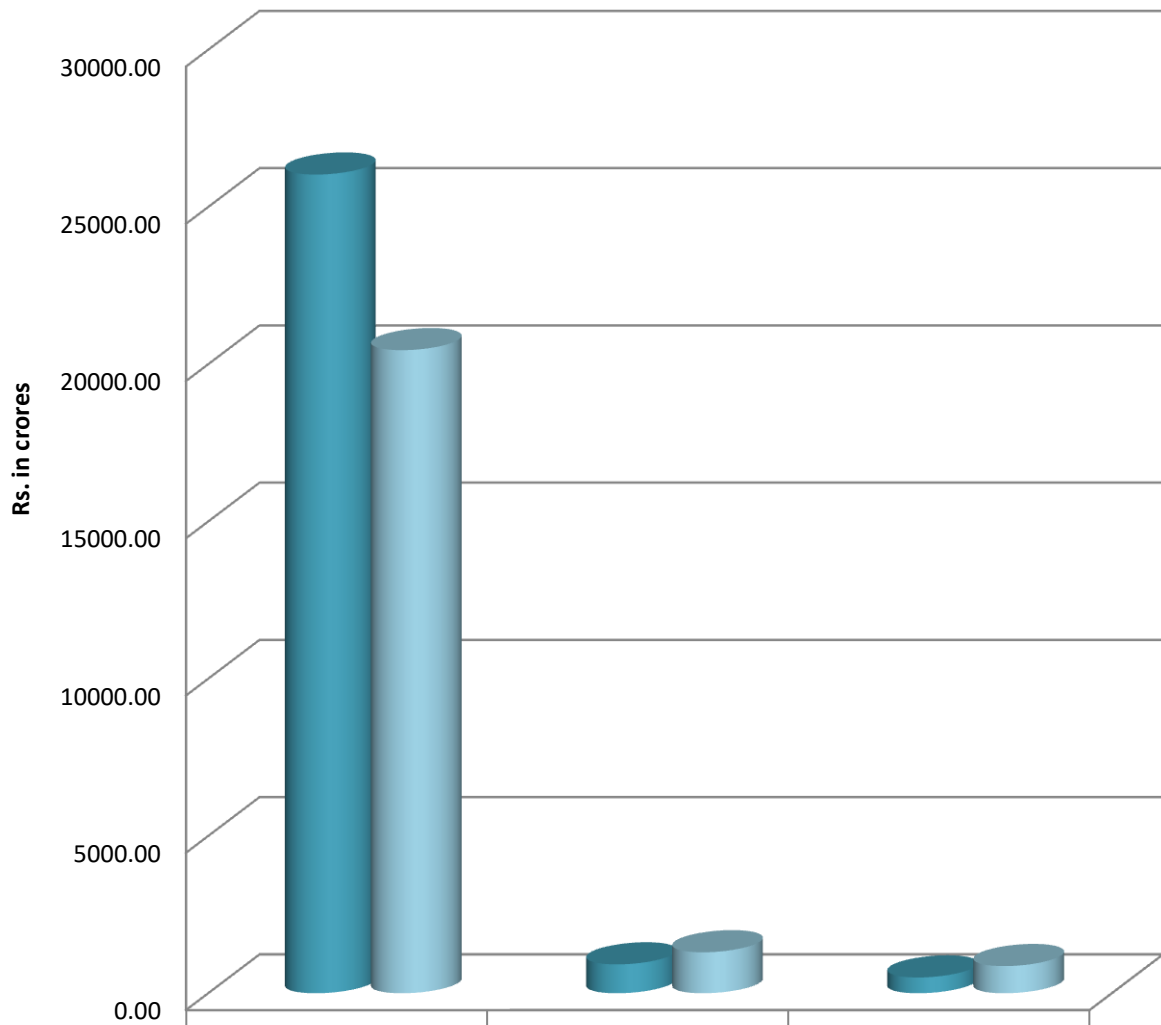


### Non GST Net Collection upto March, 2022



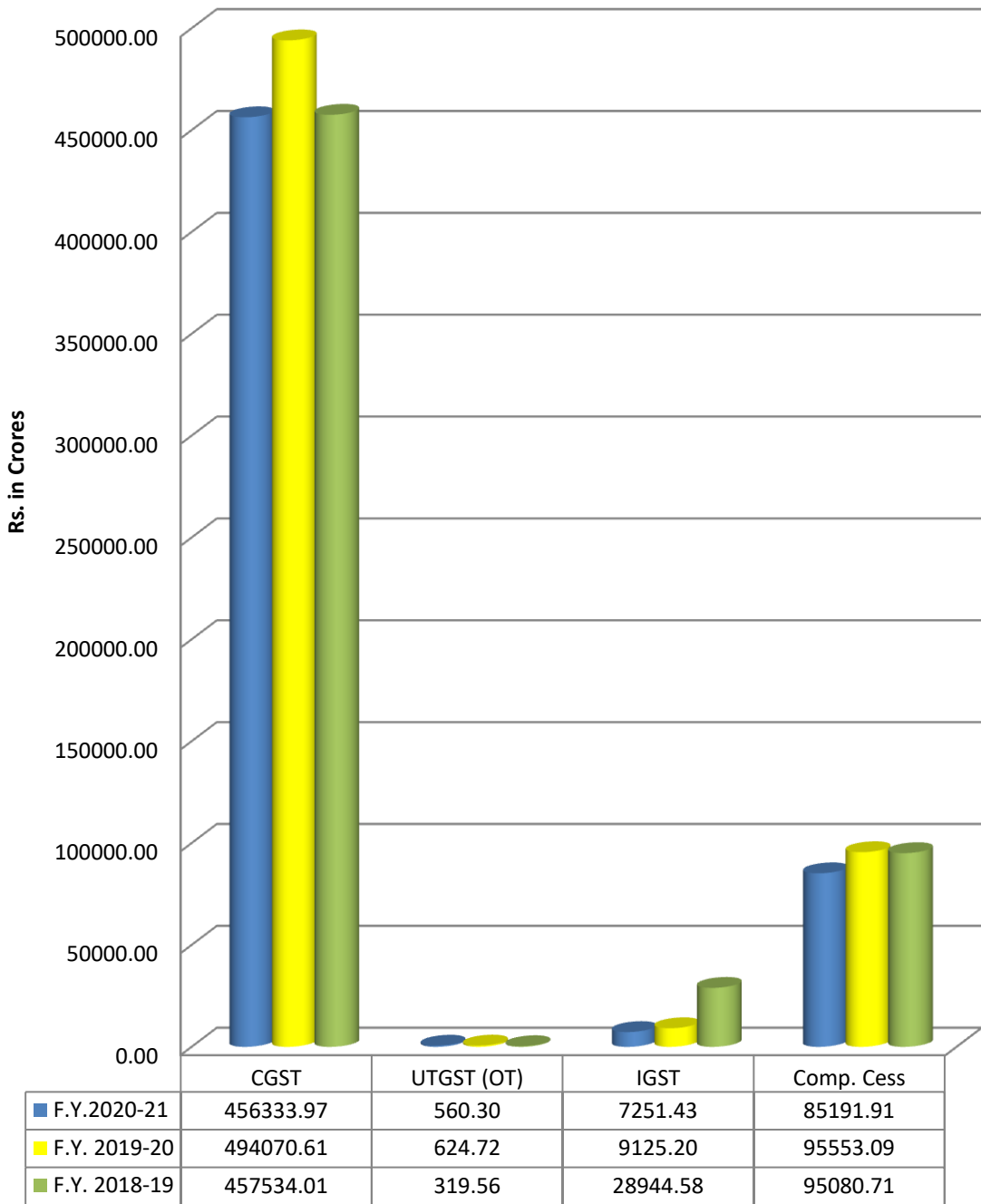
	Customs	UED	Service Tax
■ FY 2021-22	199728.30	390808.07	1011.82
■ FY 2020-21	134750.42	389667.08	1615.28

## Non GST Refund upto March, 2022

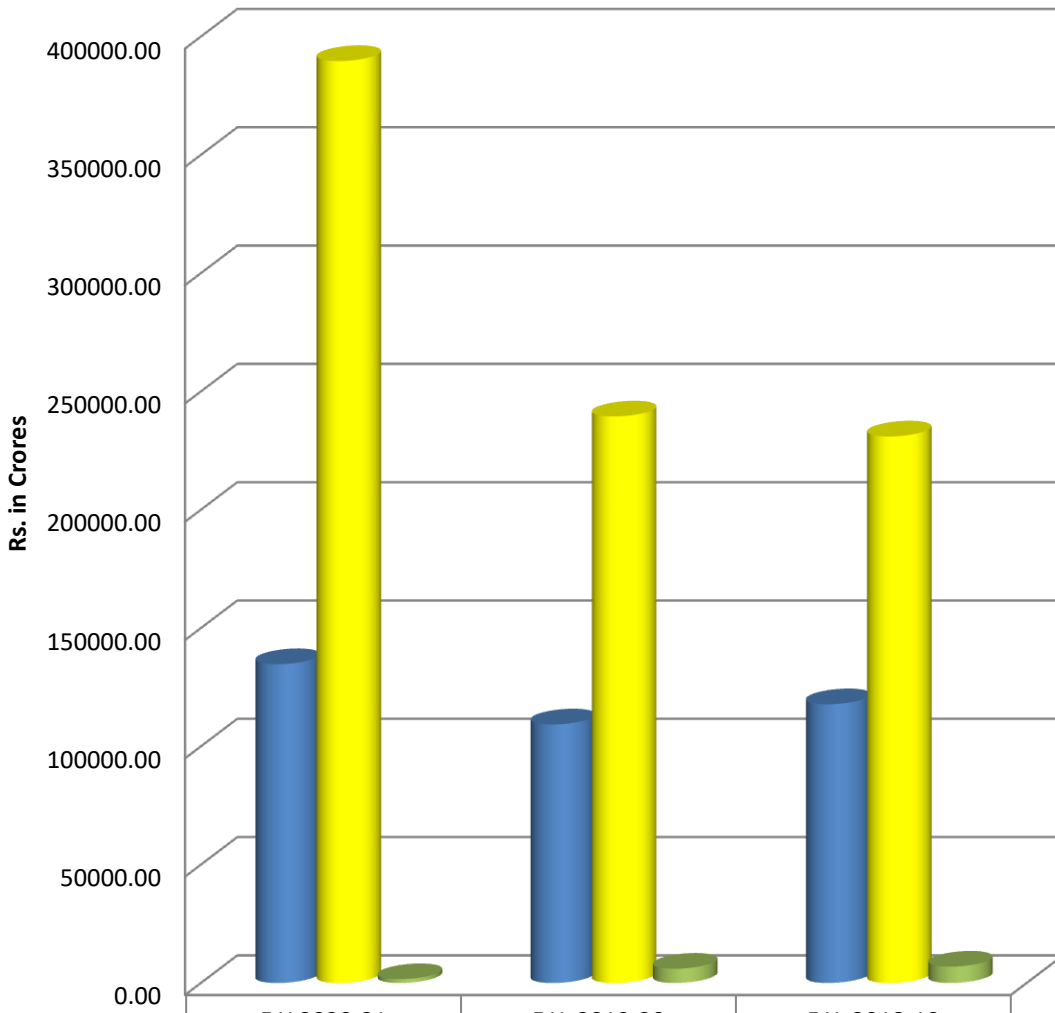


	Customs	UED	Service Tax
■ FY 2021-22	26032.43	917.59	501.97
■ FY 2020-21	20448.74	1302.61	863.93

### GST Net Collection Comparison of Last Three Years



### Non GST Net Collection Comparison of Last Three Years



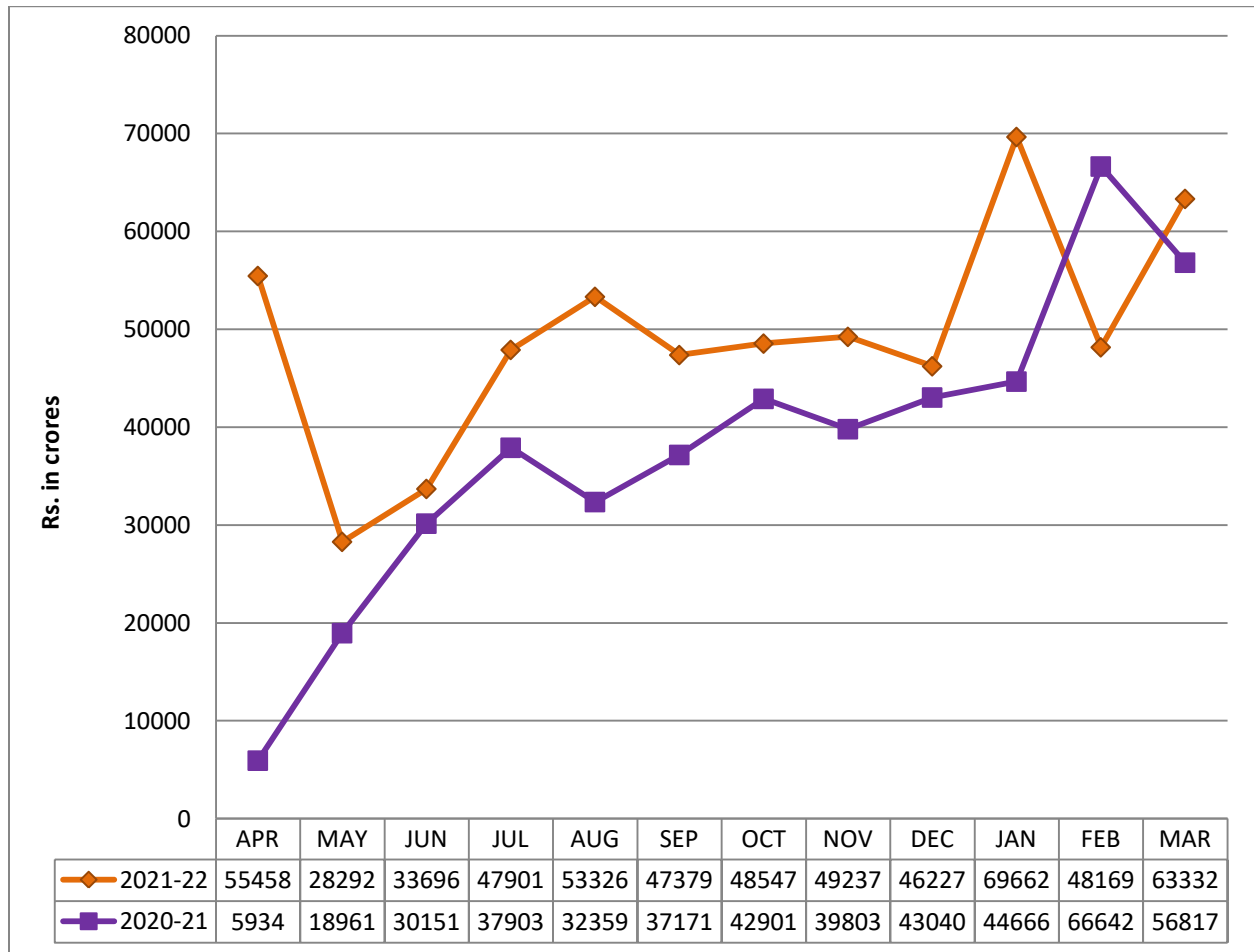
	F.Y. 2020-21	F.Y. 2019-20	F.Y. 2018-19
■ Customs	134750.42	109282.53	117812.89
■ U.E.D.	389667.08	239452.43	230992.59
■ Service Tax	1615.28	6029.00	6906.08

**Monthly Collection**  
**Central Goods & Service Tax (Gross & Net)**

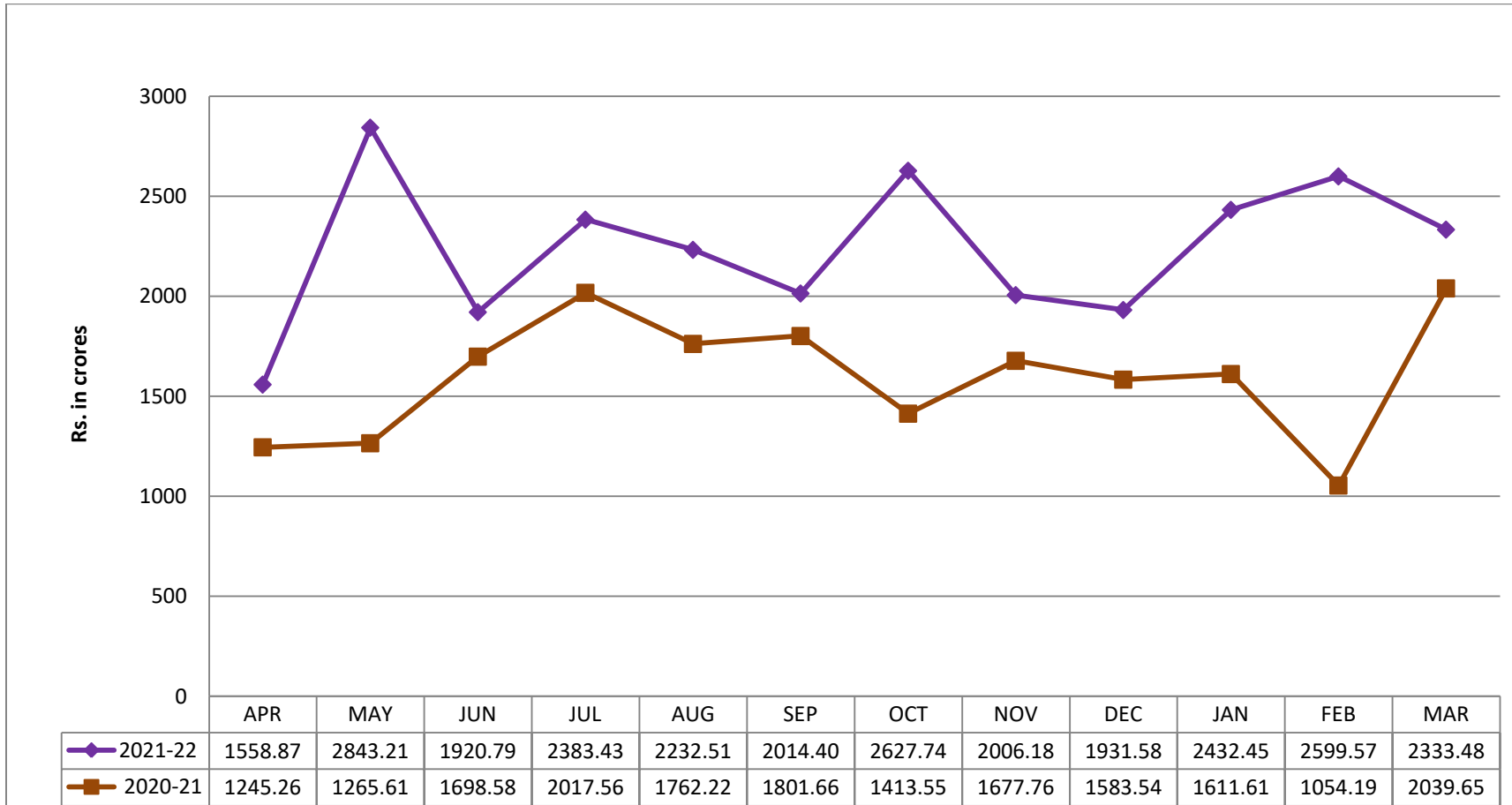
(Rs. In crore)

Budget Estimate		2021-22				2020-21			
		BE	Rs. 5,30,000	RE	Rs. 5,70,000	BE	Rs. 5,80,000	RE	Rs. 4,31,000
Sl. No.	Month	Gross		Net		Gross		Net	
		Monthly	Progressive	Monthly	Progressive	Monthly	Progressive	Monthly	Progressive
1	April	27,832	27,832	55,458	55,458	5,063	5,063	5,934	5,934
2	May	16,120	43,952	28,292	83,750	10,330	15,393	18,961	24,895
3	June	16,332	60,284	33,696	1,17,446	18,525	33,918	30,151	55,046
4	July	22,197	82,481	47,901	1,65,347	16,600	50,518	37,903	92,949
5	August	20,516	1,02,997	53,326	2,18,673	15,906	66,424	32,359	1,25,308
6	September	20,581	1,23,578	47,379	2,66,052	17,713	84,137	37,171	1,62,479
7	October	23,864	1,47,442	48,547	3,14,599	19,223	1,03,360	42,901	2,05,380
8	November	23,970	1,71,412	49,237	3,63,836	19,188	1,22,548	39,803	2,45,183
9	December	22,591	1,94,003	46,227	4,10,063	21,348	1,43,896	43,040	2,88,223
10	January	24,869	2,18,872	69,662	4,79,725	21,747	1,65,643	44,666	3,32,889
11	February	24,422	2,43,294	48,169	5,27,894	21,297	1,86,940	66,642	3,99,531
12	March	25,849	2,69,143	63,332	5,91,226	22,978	2,09,918	56,817	4,56,348

## CGST (Net) Monthly Trends of Collections



## CGST (Refund) Monthly Trends



**Monthly Trends of Collection  
UTGST (OT) Gross & Net**

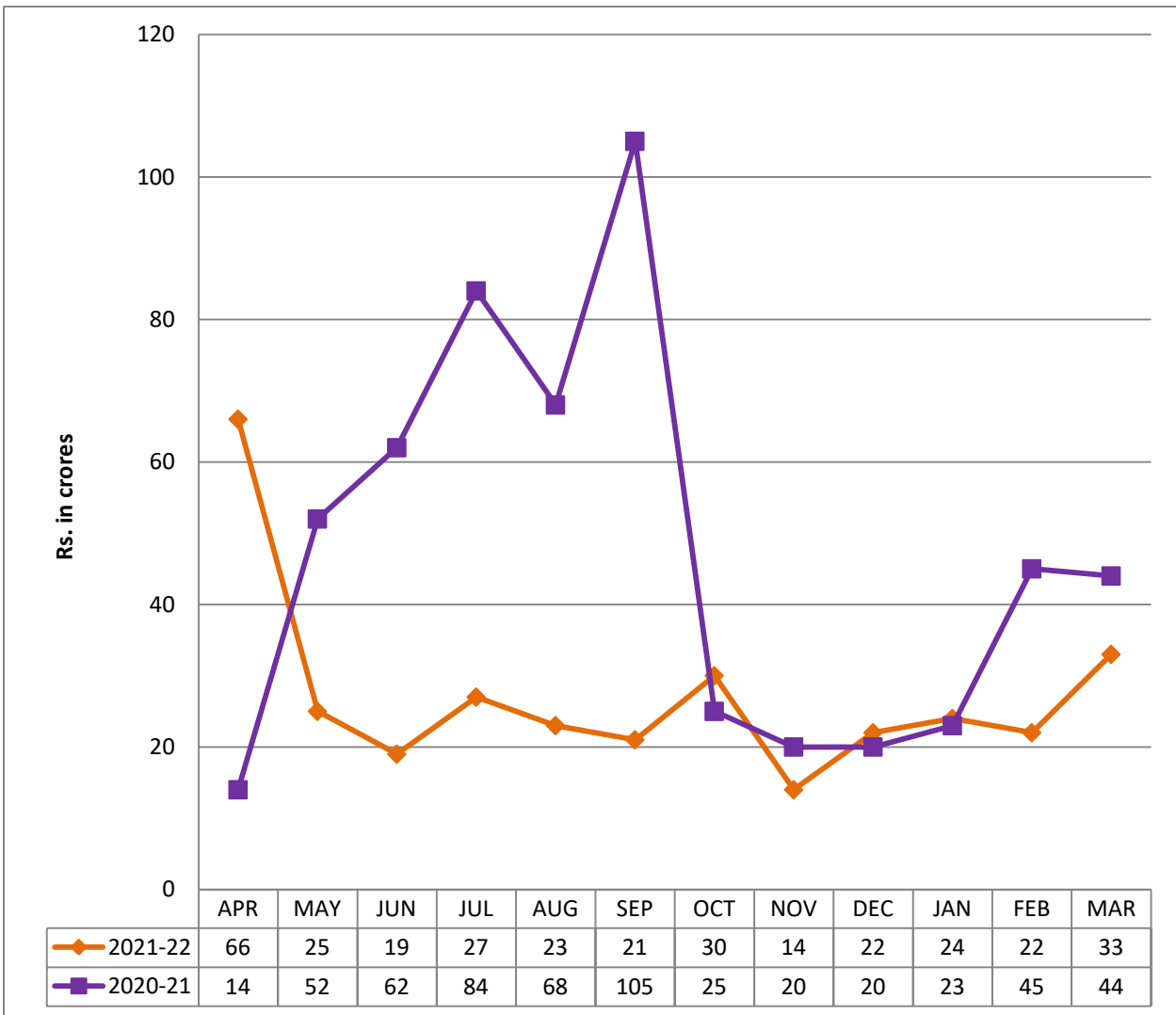
(Rs. in crore)

Budget Estimate	2021-22		2020-21	
	BE	Rs. 0.00	BE	Rs. 0.00
RE	Rs. 0.00	RE	Rs. 0.00	

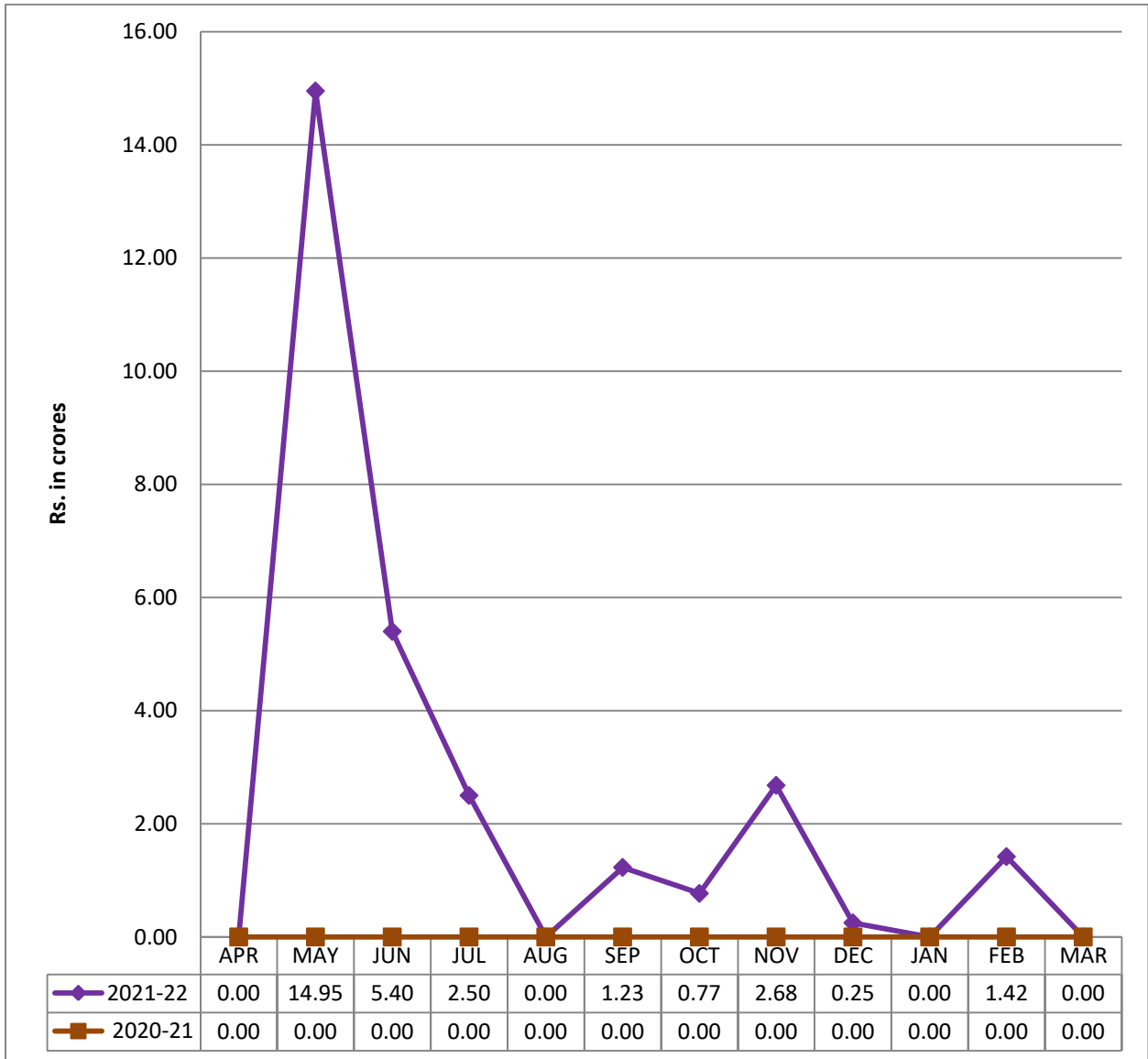
Sl. No	MONTH	Gross		Net		Gross		Net	
		Monthly	Progressive	Monthly	Progressive	Monthly	Progressive	Monthly	Progressive
1	April	24	24	66	66	10	10	14	14
2	May	8	32	25	91	13	23	52	66
3	June	8	40	19	110	10	33	62	128
4	July	9	49	27	137	19	52	84	212
5	August	7	55	23	160	29	81	68	280
6	September	10	65	21	181	14	95	105	385
7	October	10	75	30	211	6	101	25	410
8	November	3	78	14	225	6	107	20	430
9	December	11	89	22	247	8	115	20	450
10	January	15	104	24	271	7	122	23	473
11	February	9	113	22	293	24	146	45	518
12	March	13	126	33	326	9	155	44	562

Note: UTGST (Other Territory) collections are those collections for which the place of supply is the territorial water beyond 14 nautical miles in the shore area of India.

## UTGST (OT) (Net) Monthly Trend of Collection



## UTGST (OT) (Refund) Monthly Trends

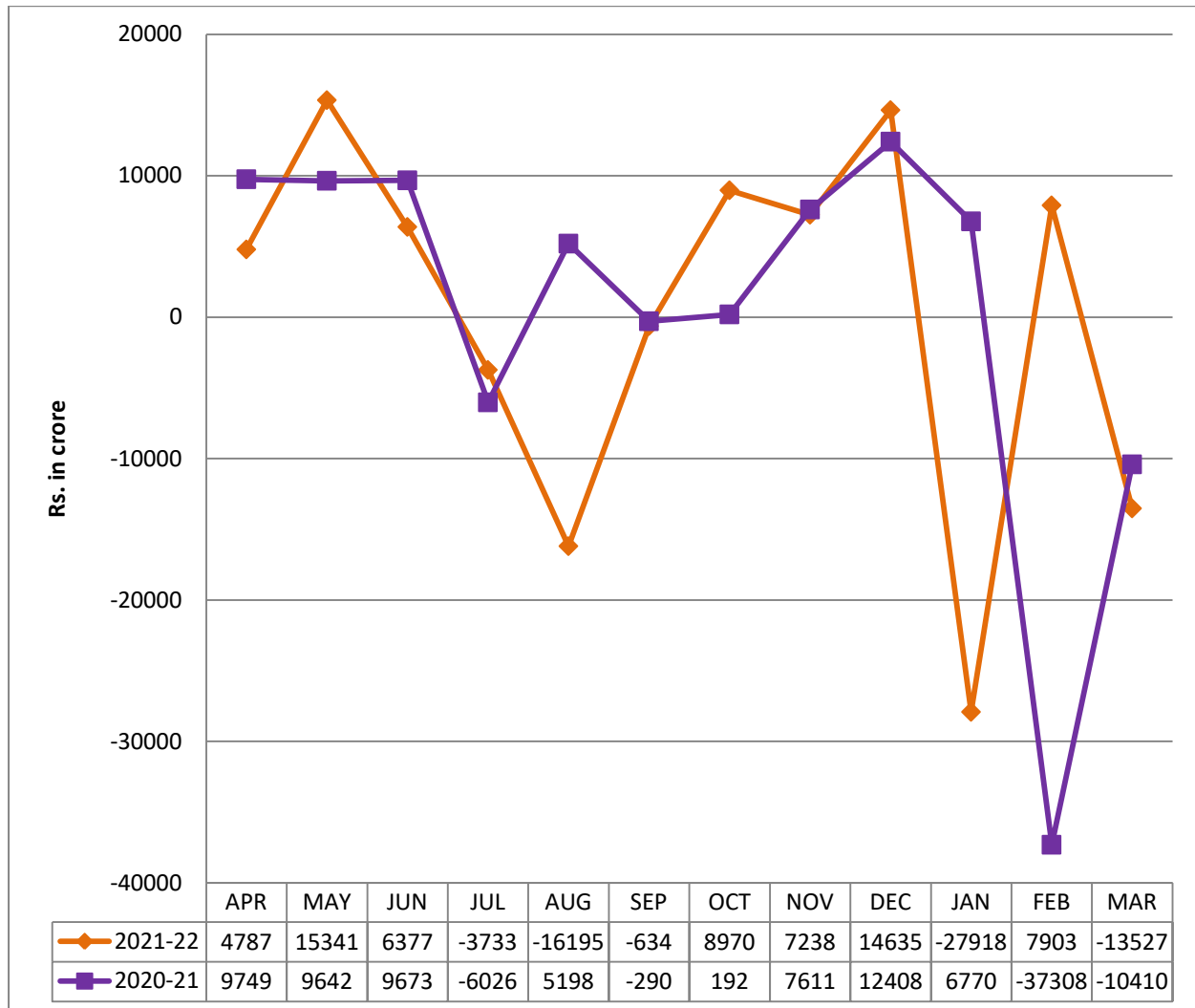


**Monthly Collection  
Integrated Goods & Service Tax (Gross &Net)**

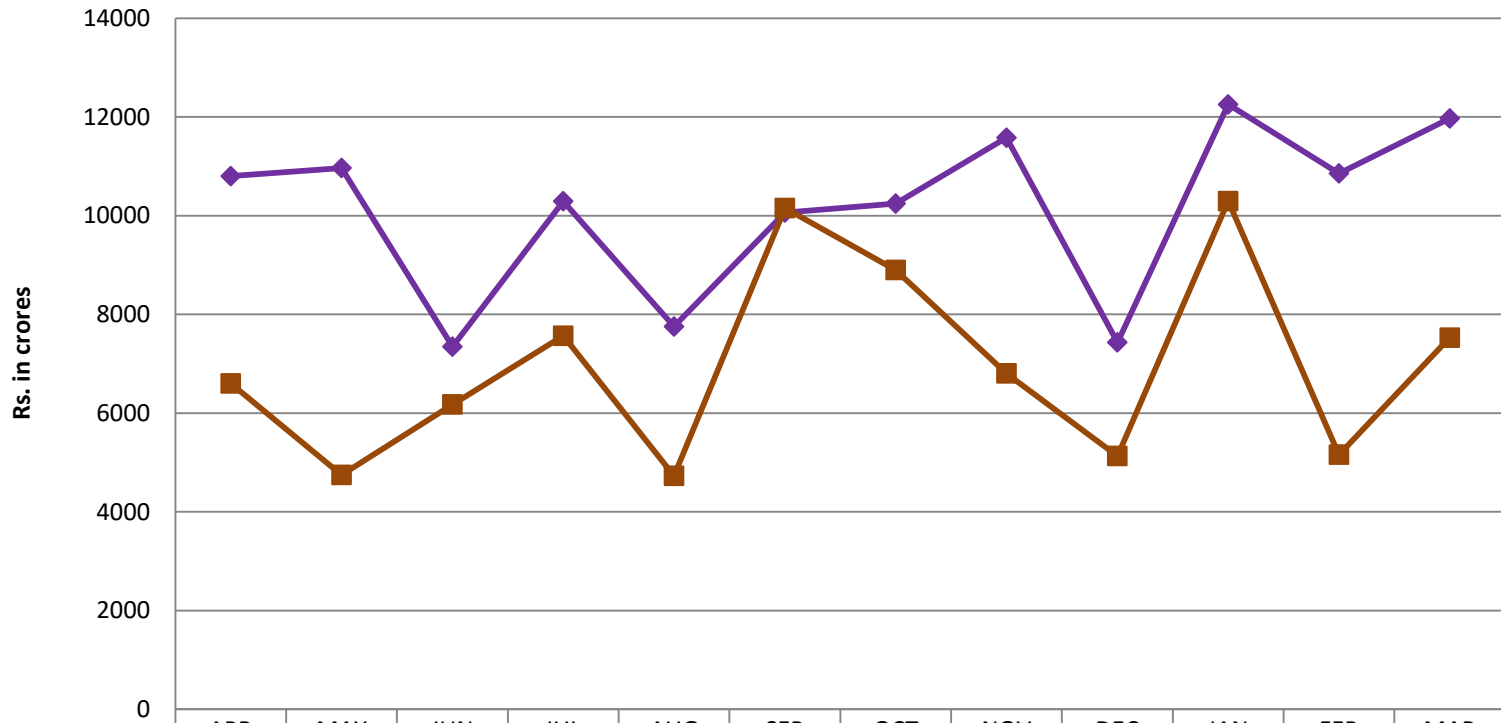
(Rs. in crore)

Budget Estimate		2021-22				2020-21			
		BE RE		Rs. 0.00 Rs. 0.00		BE RE		Rs. 0.00 Rs. 0.00	
Sl. NO	MONTH	Gross		Net		Gross		Net	
		Monthly	Progressive	Monthly	Progressive	Monthly	Progressive	Monthly	Progressive
1	April	67,529	67,529	4,787	4,787	20,301	20,301	9,749	9,749
2	May	52,973	1,20,502	15,341	20,128	33,207	53,508	9,642	19,391
3	June	49,948	1,70,450	6,377	26,505	40,291	93,799	9,673	29,064
4	July	58,747	2,29,197	-3,733	22,772	43,698	1,37,497	-6,026	23,038
5	August	57,741	2,86,938	-16,195	6,577	42,794	1,80,291	5,198	28,236
6	September	62,383	3,49,321	-634	5,943	48,122	2,28,413	-290	27,946
7	October	68,919	4,18,240	8,970	14,913	53,611	2,82,024	192	28,138
8	November	68,744	4,86,984	7,238	22,151	52,995	3,35,019	7,611	35,749
9	December	68,739	5,55,723	14,635	36,786	58,497	3,93,516	12,408	48,157
10	January	73,241	6,28,964	-27,918	8,868	60,966	4,54,482	6,770	54,927
11	February	67,016	6,95,980	7,903	16,771	55,784	5,10,266	-37,308	17,619
12	March	73,291	7,69,271	-13,527	3,244	64,228	5,74,494	-10,410	7,209

## IGST (Net) Monthly Trends of Collection



## IGST (Refund) Monthly Trends



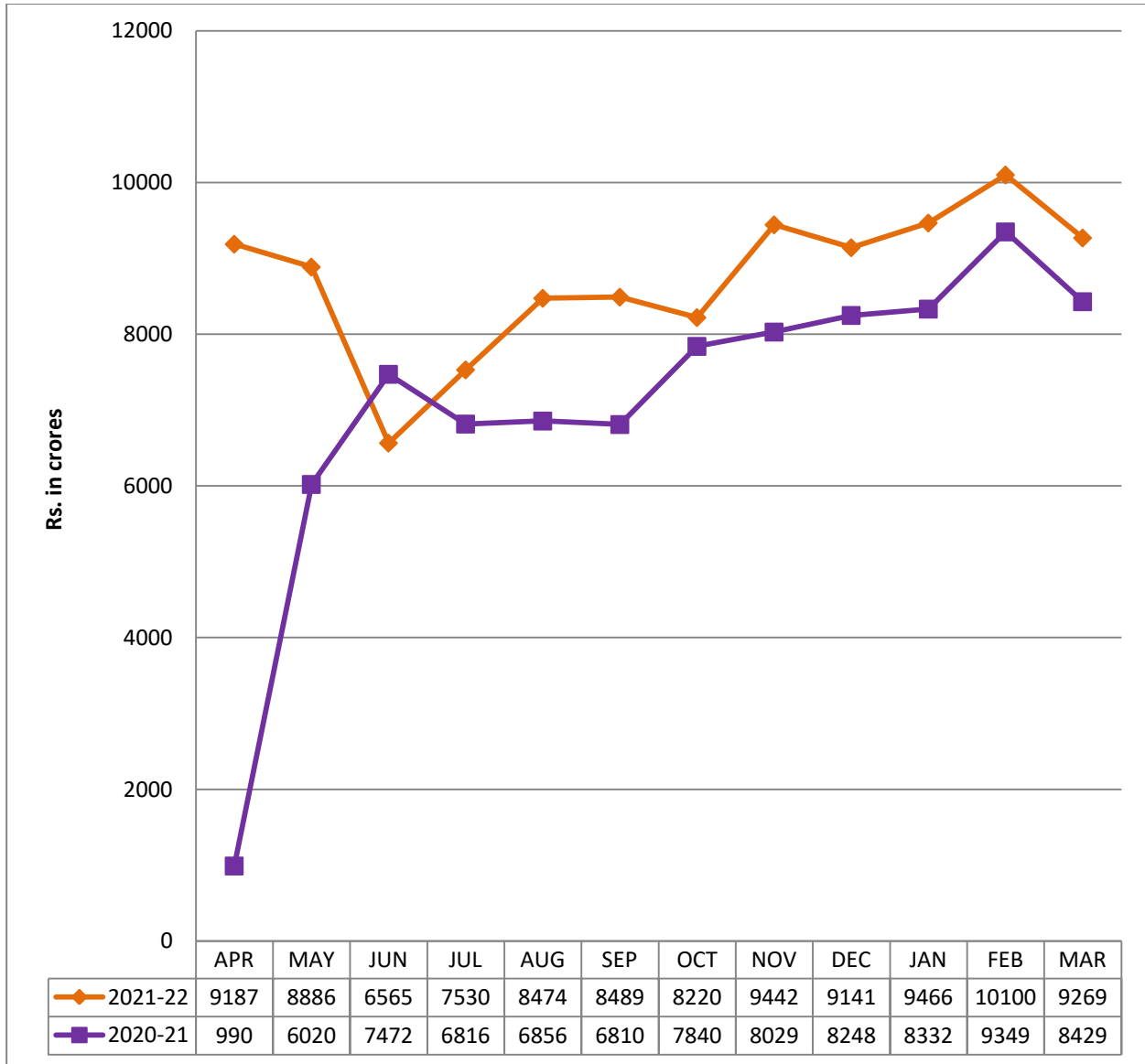
	APR	MAY	JUN	JUL	AUG	SEP	OCT	NOV	DEC	JAN	FEB	MAR
◆ 2021-22	10800.43	10965.65	7346.44	10293.12	7754.26	10064.53	10245.09	11578.87	7433.89	12253.88	10856.58	11969.83
■ 2020-21	6602.17	4748.03	6176.47	7566.76	4730.01	10154.67	8900.11	6805.61	5132.81	10294.72	5159.52	7528.74

**Monthly Collection  
Compensation Cess (Gross & Net)**

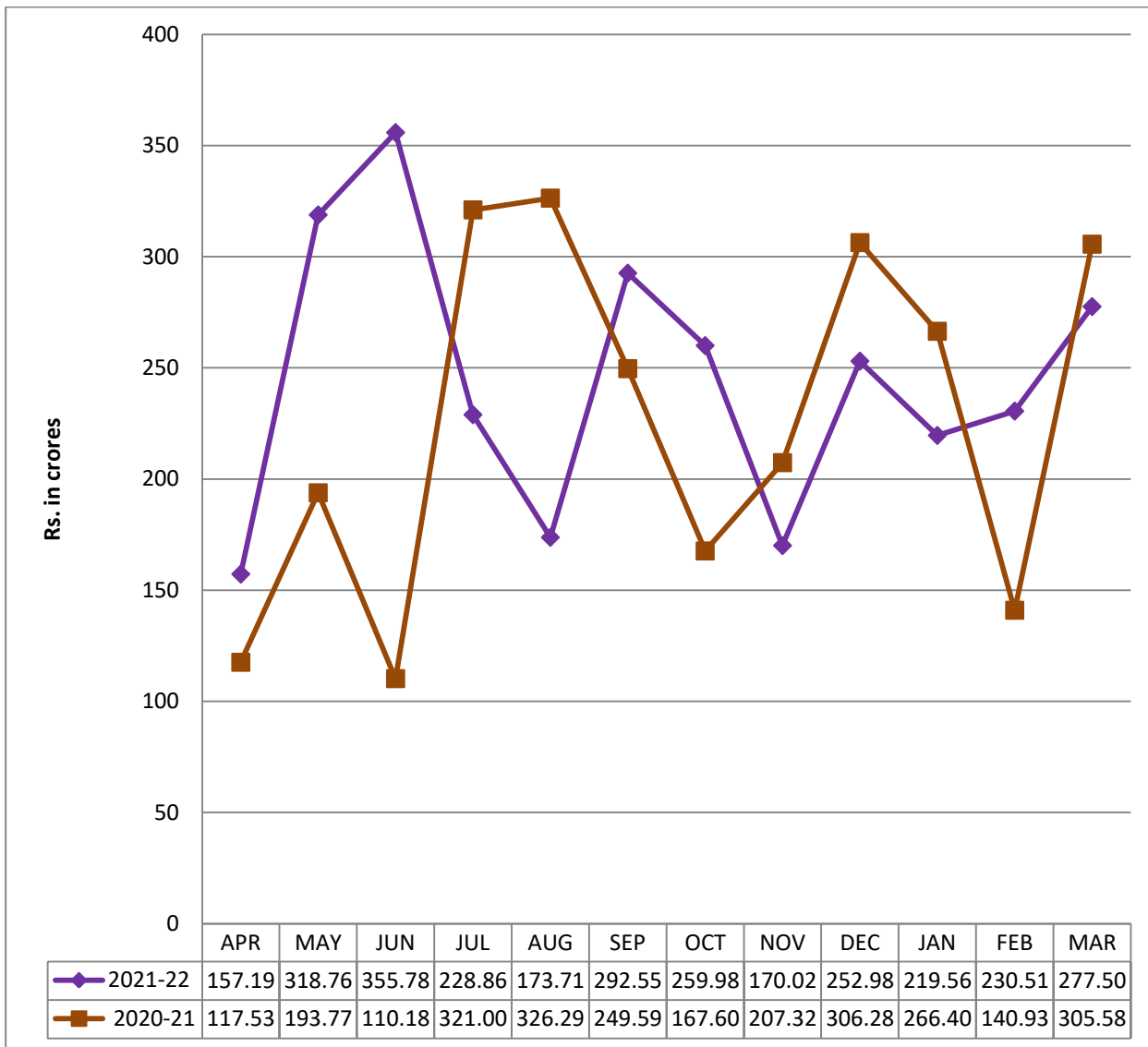
(Rs. in crore)

Budget Estimate		2021-22				2020-21			
		BE RE		RS.1,00,000 Rs.1,05,000		BE RE		RS. 1,10,500 Rs. 84,100	
Sl. No.	MONTH	Gross		Net		Gross		Net	
		Monthly	Progressive	Monthly	Progressive	Monthly	Progressive	Monthly	Progressive
1	April	9,344	9,344	9,187	9,187	1,107	1,107	990	990
2	May	9,205	18,549	8,886	18,073	6,214	7,321	6,020	7,010
3	June	6,921	25,470	6,565	24,638	7,583	14,904	7,472	14,482
4	July	7,759	33,229	7,530	32,168	7,137	22,041	6,816	21,298
5	August	8,647	41,876	8,474	40,642	7,182	29,223	6,856	28,154
6	September	8,782	50,658	8,489	49,131	7,059	36,282	6,810	34,964
7	October	8,480	59,138	8,220	57,351	8,008	44,290	7,840	42,804
8	November	9,612	68,750	9,442	66,793	8,236	52,526	8,029	50,833
9	December	9,394	78,144	9,141	75,934	8,555	61,081	8,248	59,081
10	January	9,686	87,830	9,466	85,400	8,598	69,679	8,332	67,413
11	February	10,330	98,160	10,100	95,500	9,490	79,169	9,349	76,462
12	March	9,546	1,07,706	9,269	1,04,769	8,735	87,904	8,429	85,191

## Compensation Cess (Net) Monthly Trends of Collection



## Compensation Cess (Refund) Monthly Trends

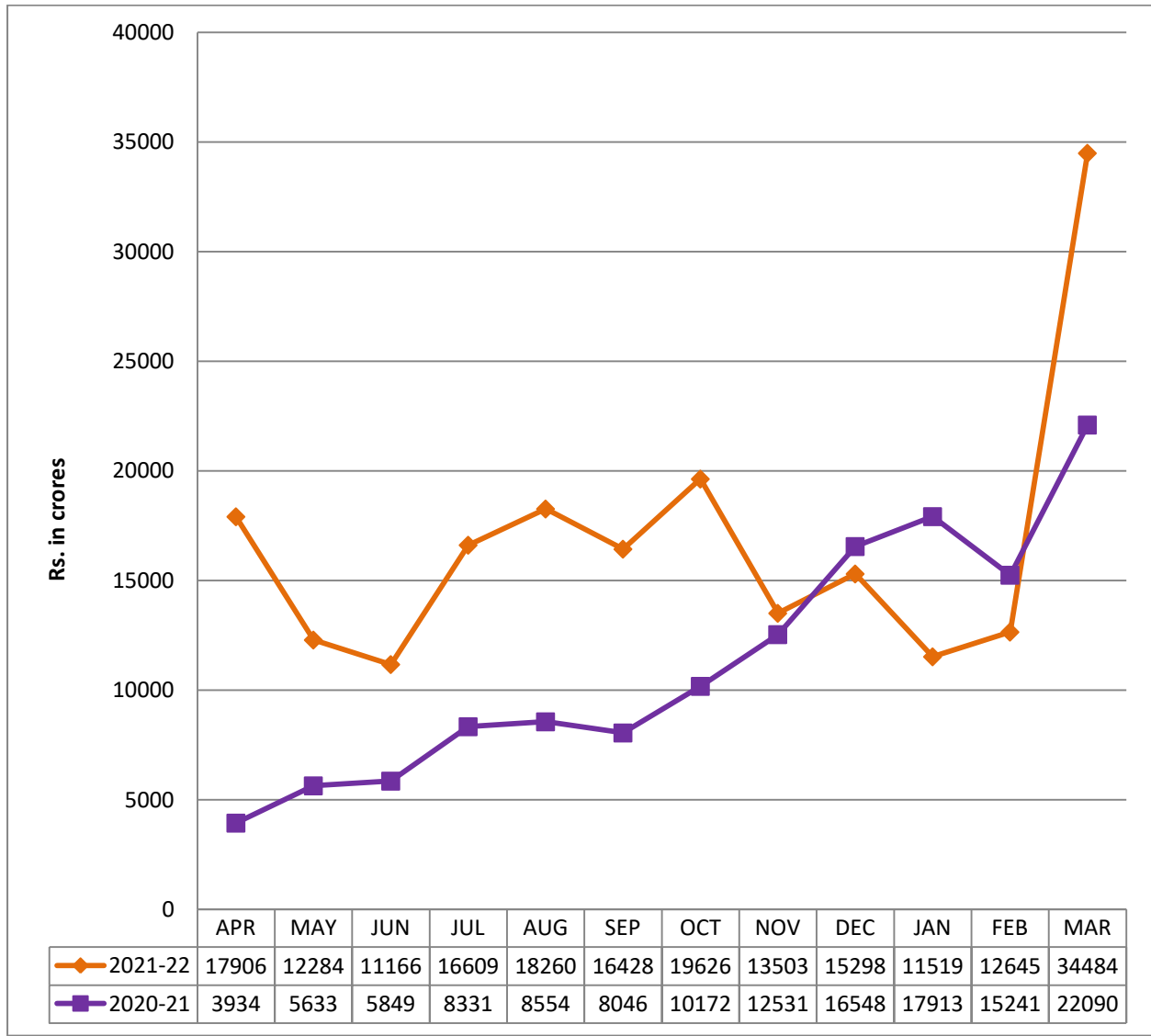


**Monthly Collection  
Customs Duty (Net)**

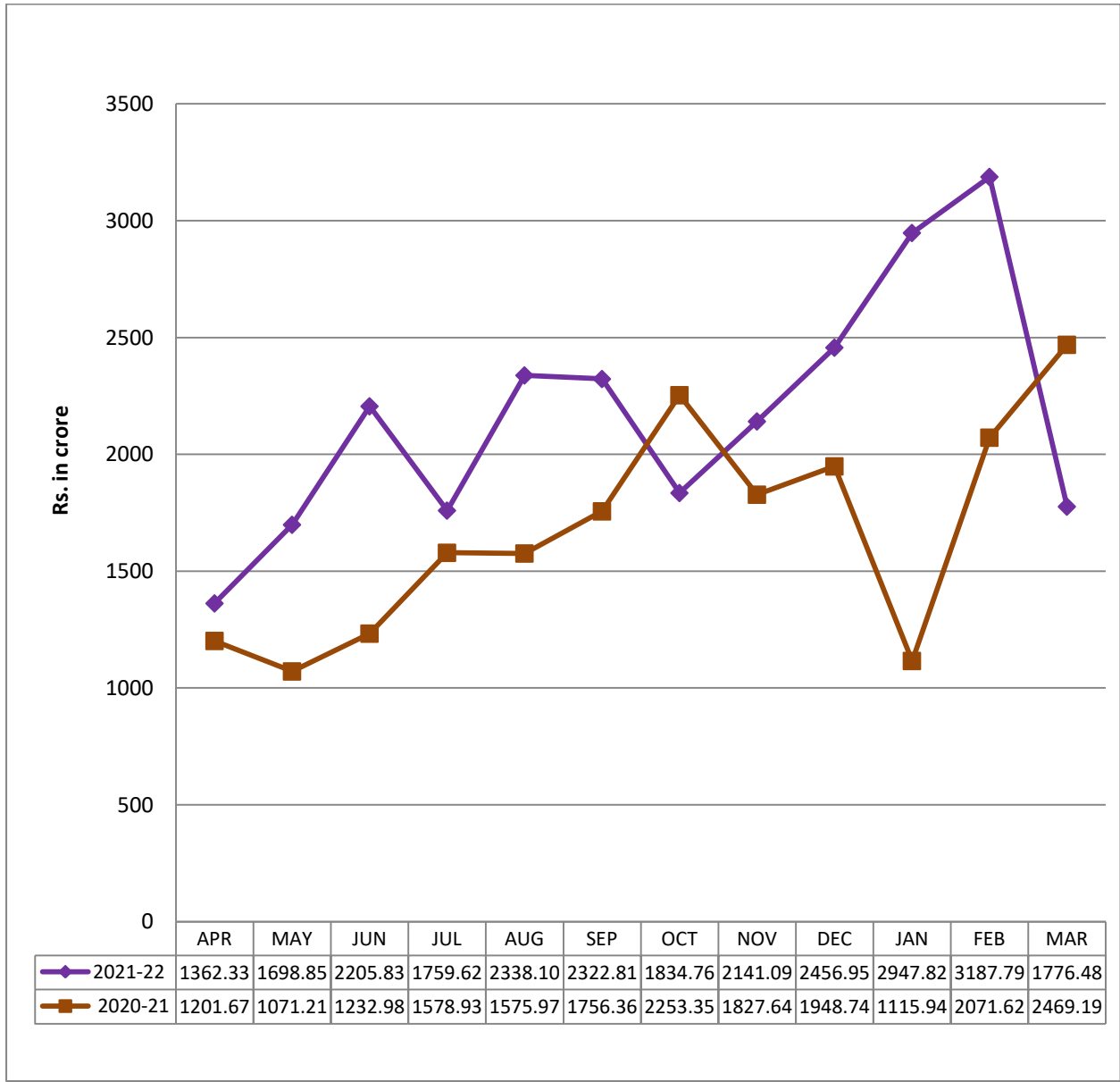
(Rs. in crore)

Budget Estimate		2021-22		2020-21	
		BE RE	Rs. 1,36,000 Rs. 1,89,000	BE RE	Rs. 1,38,000 Rs. 1,12,000
Sl. NO	MONTH	Monthly	Progressive	Monthly	Progressive
1	April	17,906	17,906	3,934	3,934
2	May	12,284	30,190	5,633	9,567
3	June	11,166	41,356	5,849	15,416
4	July	16,609	57,965	8,331	23,747
5	August	18,260	76,225	8,554	32,301
6	September	16,428	92,653	8,046	40,347
7	October	19,626	1,12,279	10,172	50,519
8	November	13,503	1,25,782	12,531	63,050
9	December	15,298	1,41,080	16,548	79,598
10	January	11,519	1,52,599	17,913	97,511
11	February	12,645	1,65,244	15,241	1,12,752
12	March	34,484	1,99,728	22,090	1,34,842

**Custom Duty (Net)**  
**Monthly Trends of Collection**



## Custom Duty (Refund) Monthly Trends

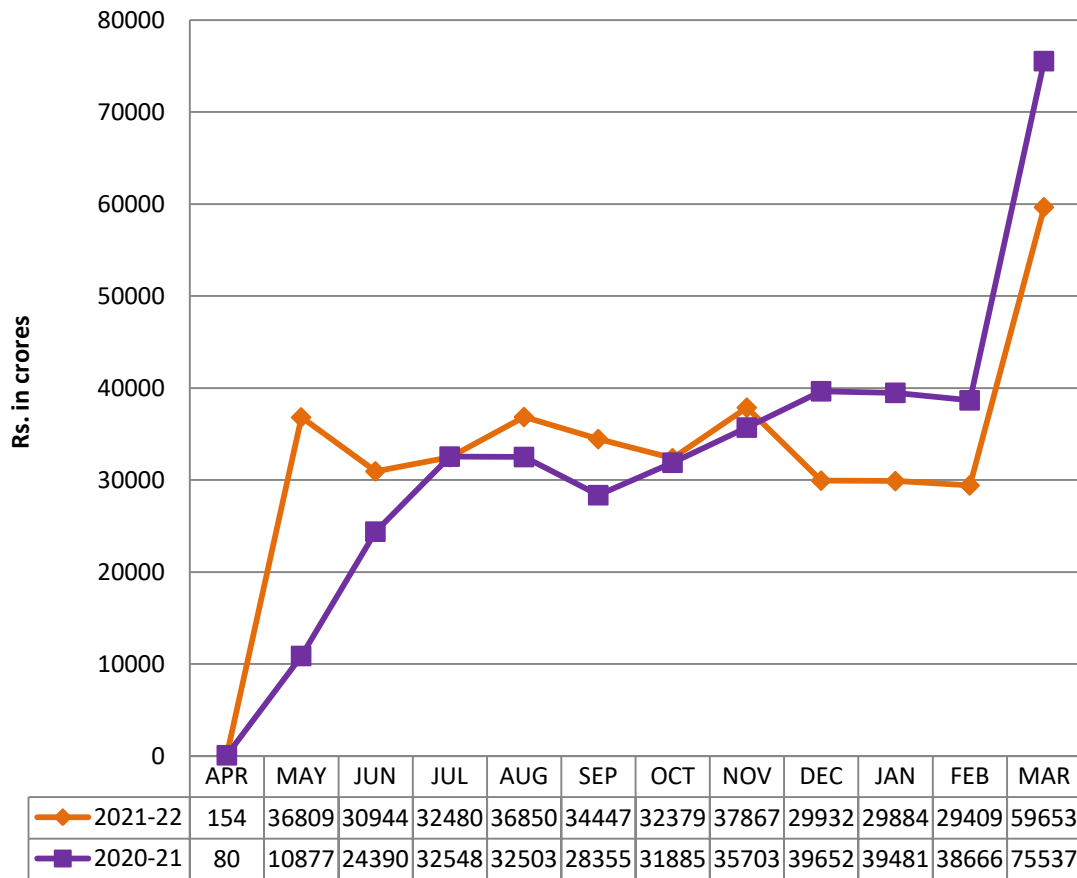


**Monthly Collection  
Union Excise Duty (Net)**

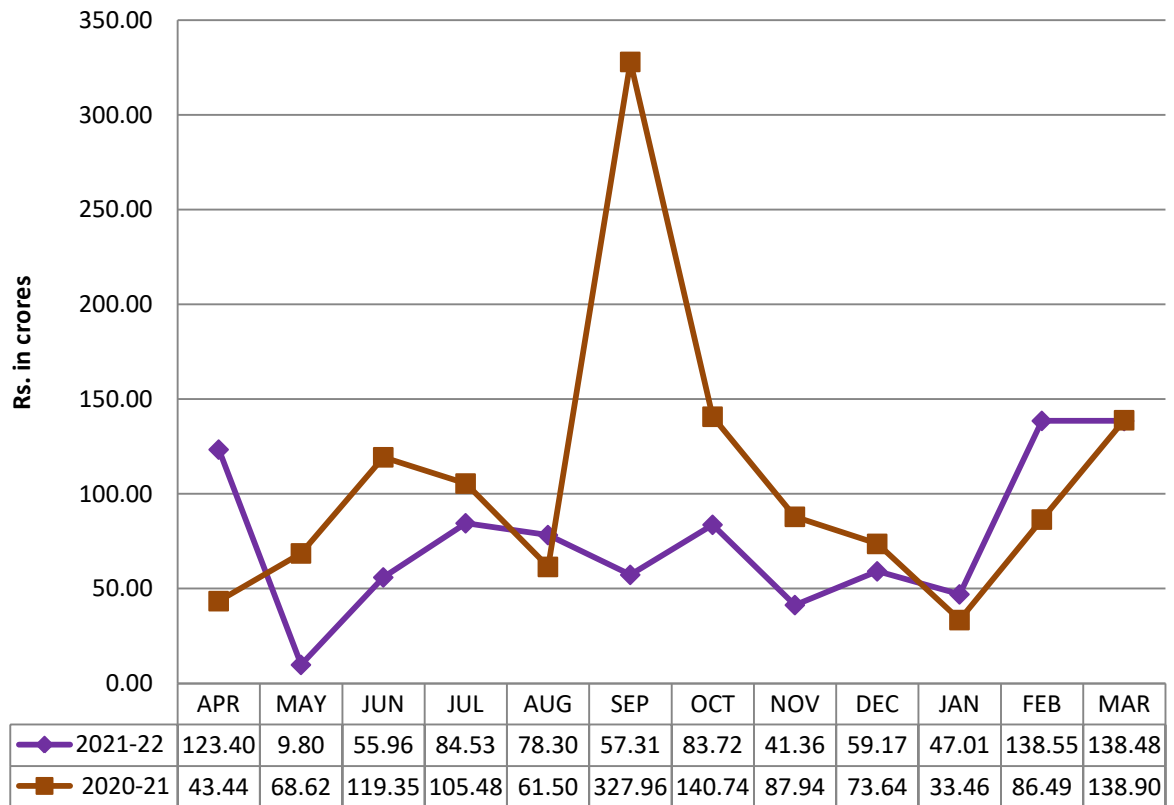
(Rs. in crore)

Budget Estimate		2021-22		2020-21	
		BE RE	Rs. 3,35,000 Rs. 3,94,000	BE RE	Rs. 2,67,000 Rs. 3,61,000
Sl. NO	MONTH	Monthly	Progressive	Monthly	Progressive
1	April	154	154	80	80
2	May	36,809	36,963	10,877	10,957
3	June	30,944	67,907	24,390	35,347
4	July	32,480	1,00,387	32,548	67,895
5	August	36,850	1,37,237	32,503	1,00,398
6	September	34,447	1,71,684	28,355	1,28,753
7	October	32,379	2,04,063	31,885	1,60,638
8	November	37,867	2,41,930	35,703	1,96,341
9	December	29,932	2,71,862	39,652	2,35,993
10	January	29,884	3,01,746	39,481	2,75,474
11	February	29,409	3,31,155	38,666	3,14,140
12	March	59,653	3,90,808	75,537	3,89,677

## Union Excise Duty (Net) Monthly Trends of Collection



## Union Excise Duty (Refund) Monthly Trends

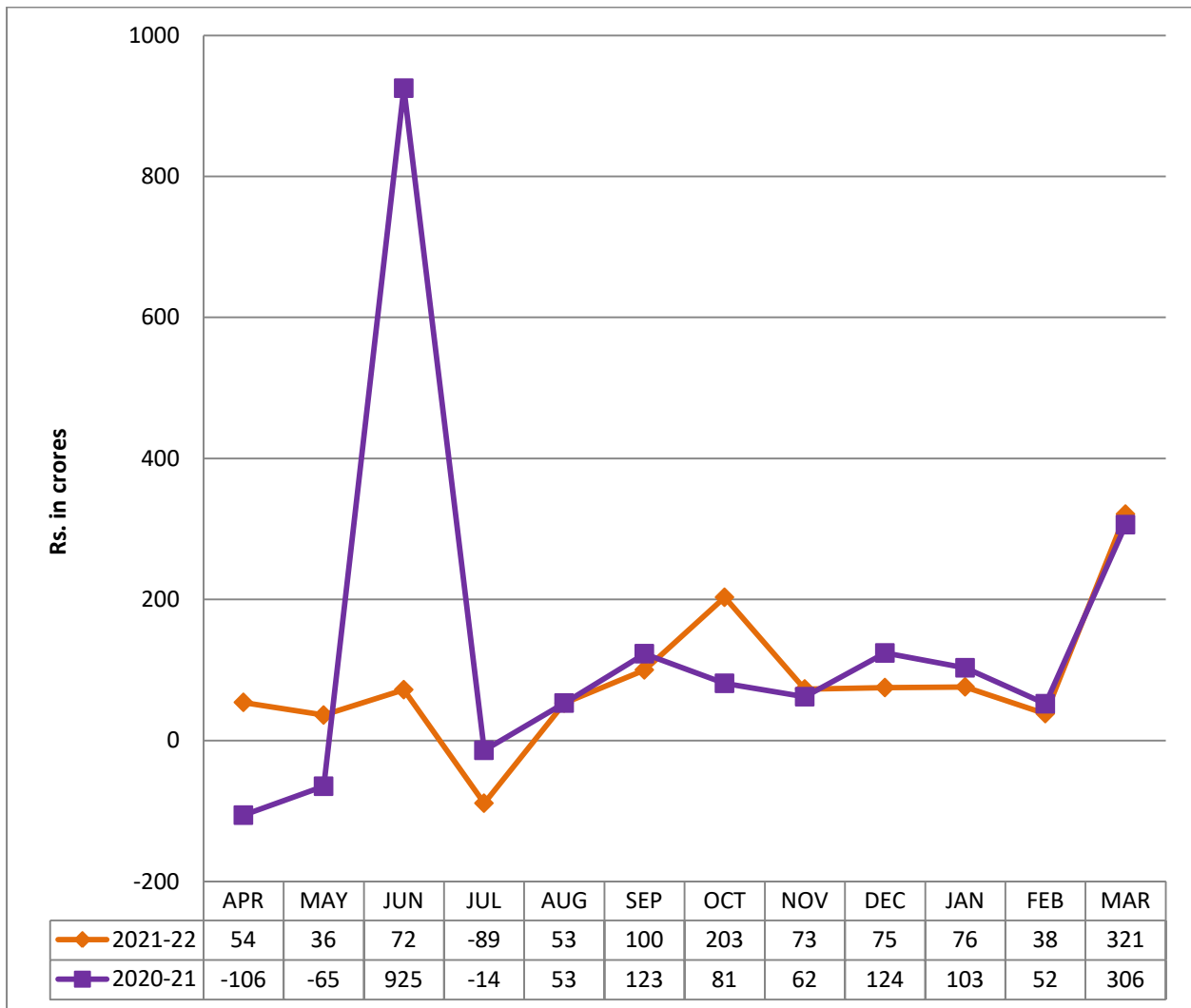


## Monthly Collection Service Tax (Net)

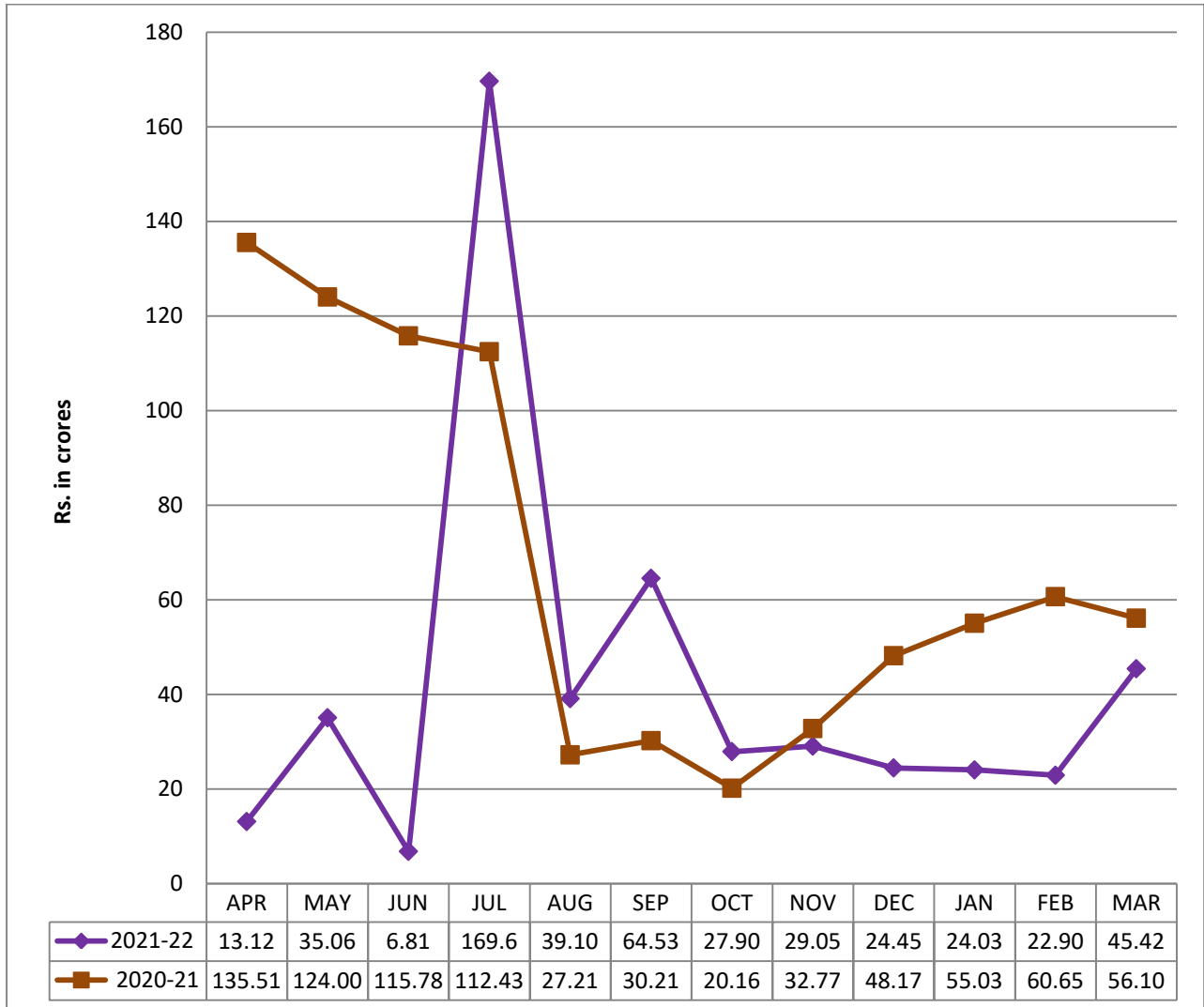
(Rs. in Crore)

Budget Estimate		2021-22		2020-21	
		BE RE	Rs. 1,000 Rs. 1,000	BE RE	Rs. 1,020 Rs. 1,400
Sl. No.	Month	Monthly	Progressive	Monthly	Progressive
1	April	54	54	-106	-106
2	May	36	90	-65	-171
3	June	72	162	925	754
4	July	-89	73	-14	740
5	August	53	126	53	793
6	September	100	226	123	916
7	October	204	430	81	997
8	November	72	502	62	1,059
9	December	75	577	124	1,183
10	January	76	653	103	1,286
11	February	38	691	52	1,338
12	March	321	1,012	306	1,644

## Service Tax (Net) Monthly Trends of Collection



## Service Tax (Refund) Monthly Trend



**CGST Collections  
(Head wise Breakup)**

(Rs. in crore)

Sl. No.	Head Code	Head Nomenclature	Up to the month of Mar 2022 (FY 2021-22)	Up to the month of Mar. 2021 (FY 2020-21)	Growth in %
<b>A</b>	<b>0005</b>	<b>CENTRAL GOODS AND SERVICES TAX (CGST)</b>			
1	00050010101	TAX ON CENTRAL GOODS AND SERVICES TAX (CGST)	265982.36	206657.26	28.71
2	00050010201	INTEREST	1734.64	1261.62	37.49
3	00050010301	PENALTY	378.50	237.24	59.54
4	00050010401	FEES	909.07	1687.55	-46.13
5	00050010902	SALE PROCEEDS OF CONFISCATED GOODS (FEES, PEN.)	0.00	0.00	0.00
6	00050050000	RECEIPTS AWAITING TRANSFER TO OTHER MINOR HEADS	0.00	0.00	0.00
7	00050080001	OTHER RECEIPTS	138.83	59.97	131.48
		<b>Collection made by other Deptt./ Ministries</b>	<b>0.03</b>	<b>0.00</b>	<b>0.00</b>
		<b>Gross Collection Total (A)</b>	<b>269143.42</b>	<b>209903.64</b>	<b>28.22</b>
8	00050010102	DEDUCT REFUNDS	-26861.58	-19154.19	40.24
9	00050010202	DEDUCT REFUNDS	-13.10	-4.23	209.89
10	00050010302	DEDUCT REFUNDS	-6.33	-6.29	0.55
11	00050010402	DEDUCT REFUNDS	-1.73	-2.36	-26.67
12	00050080002	DEDUCT REFUNDS	-1.47	-4.12	-100.00
13	000500105	INPUT TAX CREDIT CROSS UTILISATION OF CGST AND IGST	258606.03	198122.59	-100.00
14	000500106	APPORT OF IGST -TRANSFER-IN OF TAX COMPONENT TO CGST	56310.03	29478.92	-100.00
15	000500107	APPORTIONMENT OF IGST -TRANSFER-IN OF INTEREST COMPONENT TO CGST	50.86	0.00	0.00
16	000500110	ADVANCE APPORTIONMENT FROM IGST	34000.00	38000.00	-100.00
		<b>Refund/Apportionment Total (B)</b>	<b>322082.72</b>	<b>246430.33</b>	<b>30.70</b>
		<b>Net Total (A+B)</b>	<b>591226.14</b>	<b>456333.97</b>	<b>29.56</b>

**UTGST (OT) Collections  
(Head wise Breakup)**

(Rs. in crore)

Sl. No.	Head Code	Head Nomenclature	Up to the month of Mar 2022 (FY 2021-22)	Up to the month of Mar. 2021 (FY 2020-21)	Growth in %
	<b>0007</b>	<b>UNION TERRITORY GOODS AND SERVICES TAX (UTGST)</b>			
	<b>000706</b>	<b>OTHER TERRITORY</b>			
1	00070610101	TAX	125.72	152.80	-17.73
2	00070610201	INTEREST	0.66	1.88	-64.87
3	00070610401	FEES	0.00	0.01	-4.70
4	00070650000	RECEIPTS AWAITING TRANSFER TO OTHER MINOR HEADS	0.00	0.00	0.00
		<b>Gross Collection (Total A)</b>	<b>126.38</b>	<b>154.69</b>	<b>-18.30</b>
5	00070610102	DEFUNDS-EXCESS DUE TO MISTAKE/INADVERTENCE	-29.20	-2.00	0.00
6	000706105	INPUT TAX CREDIT CROSS UTILISATION OF UTGST AND IGST	226.29	285.61	-20.77
7	000706106	APPORTIONMENT OF IGST-TRANSFER-IN OF TAX COMPONENT TO UTGST	2.99	122.00	-97.55
		<b>Refund/Apportionment Total (B)</b>	<b>200.07</b>	<b>405.61</b>	<b>-50.67</b>
		<b>Net Total (A+B)</b>	<b>326.45</b>	<b>560.30</b>	<b>-41.74</b>

Note: UTGST (Other Territory) collections are those collections for which the place of supply is the territorial water Beyond 14 nautical miles in the shore area of India.

**IGST Collections  
(Head wise Breakup)**

Rs. in crore)

Sl. No.	Head Code	Head Nomenclature	Up to the month of Mar 2022 (FY 2021-22)	Up to the month of Mar. 2021 (FY 2020-21)	Growth in %
	<b>0008</b>	<b>INTEGRATED GOODS AND SERVICES TAX (IGST)</b>			
	<b>000801</b>	<b>IGST ON IMPORT/EXPORT OF GOODS AND SERVICES</b>			
1	00080110101	TAX ON IGST ON IMPORT/EXPORT OF GOODS AND SERVICES	383095.16	269938.21	41.92
2	00080110201	INTEREST	355.07	279.82	26.89
3	00080110301	PENALTY	51.41	0.21	24033.52
4	00080110401	FEES	1.27	2.36	-46.25
5	00080150000	RECEIPTS AWAITING TRANSFER TO OTHER MINOR HEADS	0.00	0.00	0.00
6	00080180000	OTHER RECEIPTS	454.68	372.92	21.92
	<b>000802</b>	<b>IGST ON DOMESTIC SUPPLY OF GOODS AND SERVICES</b>			
7	00080210101	TAX ON IGST ON DOMESTIC SUPPLY OF GOODS AND SERVICES	383275.70	302351.37	26.76
8	00080210201	INTEREST	1446.90	1236.77	16.99
9	00080210301	PENALTY	455.75	296.41	53.75
10	00080210401	FEES	5.51	7.11	-22.52
11	00080250000	RECEIPTS AWAITING TRANSFER TO OTHER MINOR HEADS	0.00	0.00	0.00
12	00080280001	OTHER RECEIPTS	129.65	51.50	151.76
	<b>Collection made by other Department/ Ministries</b>		<b>-0.05</b>	<b>0.00</b>	<b>0.00</b>
		<b>Gross Collection (Total A)</b>	<b>769271.04</b>	<b>574536.68</b>	<b>33.89</b>
13	00080210102	DEDUCT REFUNDS	-121536.80	-83777.74	45.07
14	00080210202	DEDUCT REFUNDS	-8.35	-10.50	-20.52
15	00080210302	DEDUCT REFUNDS	-16.56	-9.67	71.24
16	00080210402	DEDUCT REFUNDS	-0.10	-0.83	-87.46
17	00080280002	DEDUCT REFUNDS	-0.76	-0.87	-12.52
18	000802105	INPUT TAX CREDIT CROSS UTILISATION BETWEEN IGST AND CGST	-258606.03	-198122.59	30.53
19	000802106	INPUT TAX CREDIT CROSS UTILISATION BETWEEN IGST & SGST	-203771.80	-149317.81	36.47
20	000802107	INPUT TAX CREDIT CROSS UTILISATION BETWEEN IGST & UTGST	-1365.12	-1087.38	25.54
21	000802950	APPORIONMENT OF IGST-TRANSFER OUT OF TAX COMPONENT TO CGST	-56310.03	-29478.92	91.02
22	000802951	APPORIONMENT OF IGST-TRANSFER OUT OF INTEREST COMPONENT TO CGST	-50.86	0.00	0.00
23	000802952	APPORIONMENT OF IGST-TRANSFER OUT OF PENALTY COMPONENT TO CGST	0.00	0.00	0.00
24	000802953	APPORIONMENT OF IGST-TRANSFER OUT OF TAX COMPONENT TO SGST	-55466.88	-28976.27	91.42
25	000802954	APPORIONMENT OF IGST-TRANSFER OUT OF INTEREST COMPONENT TO SGST	-50.38	0.00	0.00
26	000802956	APPORIONMENT OF IGST-TRANSFER OUT OF TAX COMPONENT TO UTGST	-843.16	-502.66	67.74
27	000802957	APPORIONMENT OF IGST-TRANSFER OUT OF INTEREST COMPONENT TO UTGST	-0.48	0.00	0.00
28	000802959	ADVANCE APPORTIONMENT OF IGST TO CGST	-34000.00	-38000.00	-10.53
29	000802960	ADVANCE APPORTIONMENT OF IGST TO SGST	-33747.08	-37748.57	-10.60
30	000802961	ADVANCE APPORTIONMENT OF IGST TO UTGST	-252.92	-251.43	0.59
		<b>Refund/Apportionment Total (B)</b>	<b>-766027.31</b>	<b>-567285.25</b>	<b>35.03</b>
		<b>(Net) Total A+B</b>	<b>3243.73</b>	<b>7251.43</b>	<b>-55.27</b>

**Compensation Cess Collections  
(Head wise Breakup)**

(Rs. in crore)

Sl. No.	Head Code	Head Nomenclature	Up to the month of Mar 2022 (FY 2021-22)	Up to the month of Mar. 2021 (FY 2020-21)	Growth in %
	<b>0009</b>	<b>GOODS AND SERVICES TAX COMPENSATION CESS</b>			
	<b>000901</b>	<b>COMPENSATION CESS OF IMPORT SERVICES</b>			
1	00090110101	CESS ON GST COMP. CESS ON IMP/EXP OF GOODS AND SERVICES	8790.46	8736.64	0.62
2	00090110201	INTEREST	6.20	8.95	-30.77
3	00090110301	PENALTY	0.00	0.01	-100.00
4	00090180001	OTHER RECEIPTS	30.79	7.32	320.57
	<b>000902</b>	<b>COMPENSATION CESS OF DOMESTIC SUPPLY</b>			
5	00090210101	CESS ON GST COM CESS ON DOMESTIC SUPPLY OF GOODS & SERVICES	98767.12	79079.36	24.90
6	00090210201	INTEREST	35.17	30.96	13.60
7	00090210301	PENALTY	71.55	36.78	94.55
8	00090210401	FEES	0.98	1.62	-39.41
9	00090250000	RECEIPTS AWAITING TRANSFER TO OTHER MINOR HEADS	0.00	0.00	0.00
10	00090280001	OTHER RECEIPTS	3.78	2.72	39.08
		<b>Gross Collection Total (A)</b>	<b>107706.06</b>	<b>87904.37</b>	<b>22.53</b>
11	00090210102	DEDUCT REFUNDS	-2935.04	-2710.36	8.29
12	00090210202	DEDUCT REFUNDS	-0.75	-0.58	28.93
13	00090210302	DEDUCT REFUNDS	-1.34	-1.33	0.60
14	00090210402	DEDUCT REFUNDS	-0.05	-0.14	-62.84
15	00090280002	DEDUCT REFUNDS	-0.22	-0.05	319.65
		<b>Refund Total (B)</b>	<b>-2937.40</b>	<b>-2712.47</b>	<b>8.29</b>
		<b>Net Total (A+B)</b>	<b>104768.66</b>	<b>85191.91</b>	<b>22.98</b>

**Custom Duty Collection (Net)  
Head wise Breakup**

Rs. in crore)

Sl. No.	Head Code	Head Nomenclature	Up to the month of Mar 2022 (FY 2021-22)	Up to the month of Mar. 2021 (FY 2020-21)	Growth in %
<b>A</b>		<b>IMPORTS</b>			
1	00370010100	IMPORTS	1038.85	683.52	51.99
2	00370010101	PROTECTIVE DUTIES	443.39	318.83	39.07
3	00370010102	REVENUE DUTIES	145259.39	119790.03	21.26
4	00370010103	DEDUCT DRAWBACKS	-19939.31	-14996.56	32.96
5	00370010104	DEDUCT-REFUNDS	-4480.69	-4203.54	6.59
6	00370010105	AMOUNT TRANSFERED TO CONUMER WELFARE FUND	0.11	-0.01	-1432.51
7	00370010106	CUSTOMS DUTY ON GOLD	734.22	435.91	68.43
8	00370010107	CUSTOMS DUTY ON SILVER	0.17	131.06	-99.87
9	00370010108	2% SPECIAL CUSTOMS DUTY ON IMPORTS	0.32	0.10	222.32
10	00370010109	ADDITIONAL CUSTOMS DUTY ON MOTOR SPIRIT (PETROL)	0.00	0.01	-100.00
11	00370010110	ADDITIONAL DUTY OF CUSTOMS ON HIGH SPEED DIESEL OIL	2.76	3.56	-22.31
12	00370010111	NATIONAL CALAMITY CONTINGENCY DUTY	936.57	887.41	5.54
13	00370010112	ADDITIONAL CUSTOMS DUTY (CVD)	564.20	1315.41	-57.11
14	00370010113	GSIS(GOODS OF SPECIAL IMPORTANCE ACT)DUTY	975.40	2868.12	-65.99
15	00370010114	SPECIAL EXCISE DUTY	0.37	0.56	-33.00
16	00370010115	TTA (TEXTILE & TEXTILE ARTICLES)DUTY	0.00	0.00	0.00
17	00370010116	CESSSES ON IMPORTS	0.52	0.26	105.47
18	00370010117	EXCISE PRIMARY EDUCATION CESS DUTY	0.35	0.06	498.82
19	00370010118	OTHER CENTRAL EXCISE DUTY	3.98	4.10	-2.80
20	00370010119	ADDITIONAL CVD DUTY	36.70	13.53	171.19
21	00370010120	HEALTH DUTY AMOUNT	0.02	0.06	-63.85
22	00370010121	EXCISE SECONDARY & HIGHER EDUCATIONAL CESS DUTY	0.00	0.00	-100.00
23	00370010122	CLEAN ENERGY CESS	0.46	0.00	0.00
24	00370010123	IGST TAX COLLECTED BY CUSTOMS	0.00	-26.19	-100.00
25	00370010124	IGST INTEREST COLLECTED BY CUSTOMS	0.00	0.02	-100.00

Sl. No.	Head Code	Head Nomenclature	Up to the month of Mar 2022 (FY 2021-22)	Up to the month of Mar. 2021 (FY 2020-21)	Growth in %
26	00370010125	IGST PENALTY COLLECTED BY CUSTOMS	0.00	0.00	0.00
27	00370010126	IGST FESS COLLECTED BY CUSTOMS	0.00	25.80	-100.00
28	00370010127	IGST OTHERS COLLECTED BY CUSTOMS	0.00	42.35	-100.00
29	00370010128	GST COMPENSATION CESS COLLECTED BY CUSTOMS	0.00	118.94	-100.00
30	00370010129	GST COMPENSATION CESS INTEREST COMPONENT COLLECTED BY CUSTOMS	0.00	0.00	0.00
31	00370010130	GST COMPENSATION CESS PENALTY COMPONENT COLLECTED BY CUSTOMS	0.00	0.00	0.00
32	00370010132	GST COMPENSATION CESS OTHERS COLLECTED BY CUSTOMS	0.00	0.00	0.00
33	00370010199	BASIC DUTY PAID THROUGH SCRIPS	21377.32	0.00	0.00
		<b>Total (A)</b>	<b>146955.13</b>	<b>107413.32</b>	<b>36.81</b>
<b>B</b>		<b>EXPORTS</b>			
34	00370010200	EXPORTS	0.94	10.60	-91.17
35	00370010201	ALL OTHER ARTICLES	35.94	16.69	115.39
36	00370010202	IRON ORE FINE(INCLUDING BLUE DUST)	0.13	0.00	0.00
37	00370010203	DEDUCT DRAWBACK	-1542.83	-1184.56	30.24
38	00370010204	DEDUCT-REFUNDS	-69.61	-30.90	125.28
		<b>Total (B)</b>	<b>-1575.43</b>	<b>-1188.17</b>	<b>32.59</b>
<b>C</b>		<b>CESSES ON EXPORTS</b>			
39	00370010300	CESSES ON EXPORTS	1430.90	4697.25	-69.54
40	00370010301	OTHER ARTICLES.	25.72	23.56	9.15
41	00370010302	OTHER AGRICULTURAL PRODUCE	0.31	4496.60	-99.99
42	00370010303	TOBACCO UNMANUFACTURED	0.17	0.96	-82.44
43	00370010304	DEDUCT-REFUNDS	0.00	-6.45	-100.00
44	00370010305	AMOUNT TRANSFERED TO CONSUMER WELFARE FUND	0.00	2.72	-100.00
		<b>Total (C)</b>	<b>1457.10</b>	<b>9214.64</b>	<b>-84.19</b>
<b>D</b>	00370010400	SALE OF GOLD BY PUBLIC AUCTION	62.70	169.49	-63.01
		<b>Total (D)</b>	<b>62.70</b>	<b>169.49</b>	<b>-63.01</b>

Sl. No.	Head Code	Head Nomenclature	Up to the month of Mar 2022 (FY 2021-22)	Up to the month of Mar. 2021 (FY 2020-21)	Growth in %
<b>E</b>	003700105	<b>SALE PROCEEDS OF CONFISCATED GOODS</b>			
45	00370010501	CONFISCATED GOLD	1649.37	112.95	1360.31
46	00370010502	CONFISCATED SILVER	0.00	0.00	1076.30
47	00370010503	OTHER CONFISCATED GOODS	34.25	47.33	-27.63
48	00370010504	OTHER GOODS RETAIL SHOP	84.36	56.18	50.15
49	00370010505	CONFISCATED FOREIGN CURRENCIES/INSTRUMENTS	1.67	6.64	-74.92
50	00370010506	FEES,FINES,FORFEITURES & PENALTIES	644.53	428.90	50.28
		<b>Total (E)</b>	<b>2414.18</b>	<b>651.99</b>	<b>270.28</b>
<b>F</b>	003700106	RECEIPTS OF ADVANCE PAYMENTS FROM ASSESSES	117.75	87.85	34.03
<b>G</b>	003700107	ANTI DUMPING DUTY	983.72	623.86	57.68
<b>H</b>	003700108	SAFEGUARD DUTY	1018.73	1986.81	-48.73
<b>I</b>	003700109	ADDITIONAL DUTY OF CUSTOMS ON TEA AND TEA WASTE	0.85	0.00	0.00
<b>J</b>	003700504	EDUCATION CESS	10.63	56.04	-81.03
<b>K</b>	003700505	SECONDARY AND HIGHER EDUCATION CESS	0.03	8.12	-99.63
<b>L</b>	003700507	ROAD AND INFRASTRUCTURE CESS	1.82	1.57	15.46
<b>M</b>	003700508	SOCIAL WELFARE SURCHARGE	16945.06	13447.39	26.01
<b>N</b>	003700509	HEALTH CESS	31.02	-13.52	-329.50
<b>O</b>	003700510	AGRICULTURE INFRASTRUCTURE AND DEVELOPMENT CESS	28885.92	0.00	0.00
<b>P</b>	003700800	OTHER RECEIPTS	2336.58	2217.88	5.35
<b>Q</b>	003700900	SHARE OF NET PROCEEDS ASSIGNED TO STATES	0.00	0.00	0.00
<b>R</b>		<b>Collection made BY OTHER DEPARTMENT/MINISTRIES</b>	<b>82.51</b>	<b>73.13</b>	<b>12.44</b>
		<b>Total Net Collection ( A to Q)</b>	<b>199728.30</b>	<b>134750.42</b>	<b>48.22</b>

Note: Some Revenue PAOs used this head of account **0037.00.10.123 to 131** on temporary heads for booking the IGST/Comp. Cess (MH 0008 and 0009) as this head of account is not available in REVACT system, however is to be cleared by making necessary transfer entries.

**Union Excise Duty  
(Head wise Breakup of Collections)**

(Rs. In crore)

Sl. No.	Head Code	Head Nomenclature	Up to the month of Mar 2022 (FY 2021-22)	Up to the month of Mar. 2021 (FY 2020-21)	Growth in %
<b>A</b>	<b>003801</b>	<b>SHAREABLE DUTIES</b>			
1	003801101	BASIC EXCISE DUTIES	25458.92	47146.96	-46.00
2	003801102	AUXILARY DUTIES OF EXCISE	-6.98	-17.99	-61.18
3	003801103	ADDITIONAL EXCISE DUTIES ON MINERAL PRODUCTS	0.00	0.00	0.00
4	003801104	SPECIAL EXCISE DUTIES	0.31	0.85	-62.92
		<b>Total (A)</b>	<b>25452.25</b>	<b>47129.82</b>	<b>-46.00</b>
<b>B</b>	<b>003802</b>	<b>DUTIES ASSIGNED TO STATES</b>			
5	003802101	ADDITIONAL EXCISE DUTIES IN LIEU OF SALES TAX	-0.43	-0.57	-23.80
6	003802102	EXCISE DUTY ON GENERATION OF POWER	0.00	0.00	-100.00
		<b>Total (B)</b>	<b>-0.43</b>	<b>-0.57</b>	<b>-23.79</b>
<b>C</b>	<b>003803</b>	<b>NON-SHAREABLE DUTIES</b>			
7	003803101	REGULATORY EXCISE DUTIES	0.00	6912.60	-100.00
8	003803102	AUXILIARY DUTIES OF EXCISE	0.08	0.16	-51.11
9	003803103	SPECIAL EXCISE DUTIES	5095.48	4373.35	16.51
10	003803104	ADDITIONAL EXCISE DUTIES ON TEXTILE & TEXTILE ARTICLES	0.00	0.07	-100.00
11	003803105	ADDITIONAL EXCISE DUTY ON T.V.SETS	-1.49	-2.21	-32.29
12	003803106	ADDITIONAL EXCISE DUTY ON INDIGENIOUS MOTOR SPIRIT	26565.25	26895.29	-1.23
13	003803107	ADDITIONAL EXCISE DUTY ON HIGH SPEED DIESEL OIL	61820.95	85289.24	-27.52
14	003803108	NATIONAL CALAMITY CONTINGENT DUTY	6138.30	5098.81	20.39
15	003803109	SPECIAL ADDITIONAL DUTY OF EXCISE ON MOTOR SPIRIT	90548.03	79358.52	14.10
16	003803110	ADDITIONAL DUTY OF EXCISE ON TEA AND TEA WASTE	0.01	0.00	665.07
17	003803111	ADDITIONAL DUTY OF EXCISE ON PAN MASALA AND CERTAIN TOBACCO PRODUCTS	0.00	0.19	-99.14
18	003803112	CLEAN ENERGY CESS*	23.86	0.01	294736.54
19	003803504	EDUCATION CESS	3.09	0.72	329.89

Sl. No.	Head Code	Head Nomenclature	Up to the month of Mar 2022 (FY 2021-22)	Up to the month of Mar. 2021 (FY 2020-21)	Growth in %
20	003803505	SECONDARY AND HIGHER EDUCATION CESS	1.52	0.49	210.54
21	003803506	INFRASTRUCTURE CESS*	0.00	-0.07	-104.05
22	003803507	ROAD AND INFRASTRUCTURE CESS	107598.94	123596.45	-12.94
23	003803508	AGRICULTURE INFRASTRUCTURE AND DEVELOPMENT CESS	48064.76	0.00	0.00
24	003803800	OTHER DUTIES	48.52	35.23	37.73
		<b>Total ( C )</b>	<b>345907.30</b>	<b>331558.85</b>	<b>4.33</b>
<b>D</b>	<b>003804</b>	<b>CESSSES ON COMMODITIES</b>			
25	003804101	CESS ON COAL AND COKE	0.00	0.00	-100.00
26	003804102	CESS ON JUTE	0.04	0.06	-25.18
27	003804103	CESS ON TEA	0.00	0.05	-99.58
28	003804105	CESS ON OIL	0.00	0.14	-100.00
29	003804106	CESS ON COTTON	0.00	0.02	-100.00
30	003804108	HANDLOOM CESS ON WOOLLEN FABRICS	0.01	0.00	0.00
31	003804114	CESS ON BIDI	0.01	0.00	285.52
32	003804115	CESS ON TOBACCO	0.07	0.01	550.29
33	003804116	CESS ON RUBBER	0.00	0.04	-100.00
34	003804117	CESS ON CRUDE OIL	19353.84	10894.44	77.65
35	003804118	CESS ON COFFEE	0.00	0.00	0.00
36	003804119	CESS ON SUGAR	0.02	0.35	-92.94
37	003804124	CESS ON PAPER	0.00	0.01	-92.47
38	003804128	CESS ON AUTOMOBILES	0.01	0.00	0.00
39	003804131	CESS ON MATCHES	0.00	0.00	0.00
40	003804200	CESS ON OTHER COMMODITIES	0.00	0.00	-99.07
		<b>Total (D)</b>	<b>19354.01</b>	<b>10895.13</b>	<b>77.64</b>

Sl. No.	Head Code	Head Nomenclature	Up to the month of Mar 2022 (FY 2021-22)	Up to the month of Mar. 2021 (FY 2020-21)	Growth in %
<b>E</b>	<b>003860</b>	<b>OTHER RECEIPTS</b>			
41	003860000	OTHER RECEIPTS	0.00	0.00	0.00
42	003860101	SALE PROCEEDS OF CONFISCATED GOODS	0.05	0.05	-7.45
43	003860500	RECEIPTS AWAITING TRANSFER TO OTHER MINOR HEADS ETC.	0.00	0.00	0.00
44	003860800	OTHER RECEIPTS	95.09	83.75	13.55
		<b>Total (E)</b>	<b>95.14</b>	<b>83.80</b>	<b>13.53</b>
<b>F</b>		<b>CESSES ADMINISTERED BY OTHER DEPARTMENT</b>	<b>-0.18</b>	<b>0.06</b>	<b>-416.67</b>
		<b>Total Net Collection (A+B+C+D+E+F)</b>	<b>390808.07</b>	<b>389667.08</b>	<b>0.29</b>

Remarks: i \* These Cesses are collected by CBIC

**Service Tax  
(Service wise Collections)**

(Rs. In crore)

Sl. No.	Head Code	Head Nomenclature	Up to the month of Mar 2022 (FY 2021-22)	Up to the month of Mar. 2021 (FY 2020-21)	Growth in %
1	004400101	TAX ON TELEPHONE BILLING	1.71	4.18	-59.03
2	004400102	TAX ON GENERAL INSURANCE PREMIA	33.38	17.68	88.82
3	004400103	TAX ON STOCK BROKERAGE COMMISSION	11.10	4.57	142.60
4	004400104	ADVERTISING SERVICES	-118.52	-55.42	113.89
5	004400105	COURIER SERVICES	4.51	-4.20	-207.40
6	004400106	RADIO PAGING SERVICES	0.00	0.01	-100.00
7	004400107	CUSTOM HOUSE AGENT SERVICES	0.92	0.81	13.88
8	004400108	STEAMER AGENT SERVICES	0.87	0.75	17.12
9	004400109	AIR TRAVEL AGENT SERVICES	3.87	2.09	85.70
10	004400110	MANDAP KEEPER SERVICES	2.17	7.21	-69.86
11	004400111	CLEARING AND FORWARDING AGENT SERVICES	6.97	4.37	59.35
12	004400112	RENT A CAB SCHEME OPERATOR SERVICES	5.44	11.66	-53.36
13	004400113	OUTDOOR CATERERS SERVICES	3.61	3.60	0.20
14	004400114	OUTDOOR CATERERS SERVICES	1.95	1.60	21.54
15	004400115	CONSULTING ENGINEER SERVICES	11.93	25.44	-53.11
16	004400116	MAN POWER RECRUITMENT SERVICES	45.93	81.34	-43.54
17	004400117	TOUR OPERATOR SERVICES	5.20	12.65	-58.84
18	004400119	ARCHITECT SERVICES	3.39	4.12	-17.84
19	004400120	INTERIOR DECORATION/DESIGNERS SERVICES	0.98	1.53	-35.71
20	004400121	MECHANISED SLAUGHTER HOUSE SERVICES	0.00	0.00	0.00
21	004400122	UNDER WRITER SERVICES	0.00	1.60	-100.00
22	004400123	CREDIT RATING AGENCY SERVICES	0.00	0.15	-97.68
23	004400124	CHARTERED ACCOUNTANT SERVICES	5.10	9.00	-43.39

Sl. No.	Head Code	Head Nomenclature	Up to the month of Mar 2022 (FY 2021-22)	Up to the month of Mar. 2021 (FY 2020-21)	Growth in %
24	004400125	COST ACCOUNTANT SERVICES	0.00	0.03	-99.51
25	004400126	COMPANY SECRETARY SERVICES	0.26	0.29	-11.31
26	004400127	REAL ESTATE AGENT/CONSULTANT SERVICES	1.94	2.30	-15.98
27	004400128	SECURITY/DETECTIVE AGENCY SERVICES	18.25	35.08	-47.97
28	004400129	MARKET RESEARCH AGENCY SERVICES	0.81	0.48	68.40
29	004400130	MANAGEMENT CONSULTANT SERVICES	17.96	26.70	-32.75
30	004400131	SCIENTIFIC AND TECHNICAL CONSULTANCY SERVICE	4.73	5.99	-21.08
31	004400132	PHOTOGRAPHY SERVICES	0.71	0.76	-6.41
32	004400133	CONVENTION SERVICE	-64.71	-66.03	-2.01
33	004400134	LEASED CIRCUIT SERVICE	0.00	0.04	-100.00
34	004400135	TELEGRAPH SERVICE	0.00	0.00	0.00
35	004400136	TELEX SERVICE	0.00	0.00	0.00
36	004400137	FACSIMILE SERVICE	0.00	0.01	0.00
37	004400138	ON-LINE INFORMATION AND DATABASE ACCESS AND/OR RETRIEVAL SERVICE	7.86	15.54	-49.42
38	004400139	VIDEO TAPE PRODUCTION SERVICE	1.49	1.20	24.23
39	004400140	SOUND RECORDING SERVICE	0.44	0.06	684.72
40	004400141	BROADCASTING SERVICE	2.12	4.70	-54.84
41	004400142	INSURANCE AUXILLARY SERVICES	2.03	1.59	27.77
42	004400143	BANKING AND OTHER FINANCIAL SERVICES	284.00	95.88	196.20
43	004400144	PORT SERVICES	31.39	6.88	356.27
44	004400145	SERVICE OR REPAIR PROVIDED BY AUTHORISED SERVICE STATION FOR MOTO R CAR AND TWO WHEELED MOTOR VEHICLE	5.15	9.02	-42.90
45	004400146	LIFE INSURANCE SERVICES INCLUDING INSURANCE AUXILLARY SERVICES RELATING TO LIFE INSURANCE	3.20	1.11	187.73
46	004400147	CARGO HANDLING SERVICES	5.09	8.44	-39.69
47	004400148	STORAGE AND WAREHOUSE SERVICES	5.66	5.00	13.27
48	004400149	EVENT MANAGEMENT SERVICES	4.05	13.91	-70.89

Sl. No.	Head Code	Head Nomenclature	Up to the month of Mar 2022 (FY 2021-22)	Up to the month of Mar. 2021 (FY 2020-21)	Growth in %
49	004400150	RAIL TRAVEL AGENT SERVICES	0.02	0.01	58.67
50	004400151	HEALTH CLUB AND FITNESS CENTERS SERVICES	0.36	0.56	-35.53
51	004400152	BEAUTY PARLOURS SERVICES	0.82	1.05	-21.26
52	004400153	FASHION DESIGNING SERVICES	0.10	0.21	-50.14
53	004400154	CABLE OPERATORS SERVICES	3.01	5.82	-48.32
54	004400155	DRYCLEANING SERVICES	0.67	0.11	490.02
55	004400156	BUSINESS AUXILIARY SERVICES	-78.48	-32.40	142.25
56	004400157	COMMERCIAL TRAINING AND COACHING CENTRE	16.24	58.23	-72.11
57	004400158	COMMISSIONING AND INSTALLATION AGENCY	18.38	45.06	-59.20
58	004400159	FRANCHISE SERVICE	0.56	4.25	-86.88
59	004400160	INTERNET CAFE	0.02	0.00	0.00
60	004400161	MAINTENANCE AND REPAIR SERVICE	24.25	40.00	-39.38
61	004400162	A TECHNICAL TESTING AND ANALYSIS: TECHNICAL INSPECTION AND CERTIFICATION AGENCY	10.00	6.73	48.56
62	004400163	BUSINESS EXHIBITION SERVICES	0.23	0.72	-67.29
63	004400164	AIRPORT SERVICES	0.36	6.67	-94.61
64	004400165	TRANSPORT OF GOODS BY ROAD	8.31	-241.58	-103.44
					-
65	004400166	TRANSPORT OF GOODS BY AIR	2.13	-0.04	5693.63
66	004400167	SURVEY AND EXPLORATION OF MINERALS	0.12	2.58	-95.49
67	004400168	OPINION POLL SERVICES	0.00	0.00	0.00
68	004400169	INTELLECTUAL PROPERTY SERVICES OTHER THAN COPYRIGHT	2.15	12.74	-83.15
69	004400170	FORWARD CONTRACT SERVICES	0.08	0.01	1401.43
70	004400171	TV RADIO PROGRAMME PRODUCTION	1.79	1.11	61.86

Sl. No.	Head Code	Head Nomenclature	Up to the month of Mar 2022 (FY 2021-22)	Up to the month of Mar. 2021 (FY 2020-21)	Growth in %
71	004400172	CONSTRUCTION SERVICES IN RESPECT OF COMMERCIAL OR INDUSTRIAL BUILDINGS AND CIVIL STRUCTURES	15.64	35.12	-55.48
72	004400173	TRAVEL AGENTS (OTHER THAN AIR/TRAVEL AGENTS)	0.12	0.89	-86.81
73	004400174	TRANSPORT OF GOODS THROUGH PIPELINE OR OTHER CONDUIT	0.00	-0.25	-100.00
74	004400175	SITE FORMATION AND CLEARANCE, EXCAVATION AND EARTH MOVING AND DEMOLITION SERVICES OTHER THAN THOSE PROVIDED TO AGRICULTURE IRRIGATION & WATERSHED DEVELOPMENT	3.39	45.01	-92.46
75	004400176	DREDGING SERVICE OF RIVER, PORT, HARBOUR, BACKWATER OR ESTUARY	0.16	0.73	-78.71
76	004400177	SURVEY AND MAP MAKING OTHER THAN THOSE BY GOVERNMENT DEPARTMENTS	0.69	1.10	-37.44
77	004400178	CLEANING SERVICES OTHER THAN IN RELATION TO AGRICULTURE, HORTICULTURE, HORTICULTURE, ANIMAL HUSBANDRY OR DAIRYING	2.98	9.19	-67.62
78	004400179	MEMBERSHIP OF CLUB OR ASSOCIATION WITH SPECIFIED EXCLUSIONS	2.27	2.91	-22.02
79	004400180	PACKAGING SERVICES	0.45	1.14	-60.39
80	004400181	MAILING LIST COMPILATION AND MAILING	0.07	0.09	-25.55
81	004400182	CONSTRUCTION OF RESIDENTIAL COMPLEXES HAVING MORE THAN TWELVE RESIDENTIAL HOUSES OR APARTMENTS TOGETHER WITH COMMON AREAS & OTHER APPURTENANCES	38.08	255.72	-85.11
82	004400183	SERVICE PROVIDED BY A REGISTRAR TO AN ISSUE	0.00	0.00	0.00
83	004400184	SERVICE PROVIDED BY A SHARE TRANSFER AGENT	0.00	0.36	-99.37
84	004400185	AUTOMATED TELLER MACHINE OPERATIONS, MAINTENANCE OR MANAGEMENT	0.04	0.13	-72.36
85	004400186	SERVICE PROVIDED BY A RECOVERY AGENT	0.28	0.65	-57.49
86	004400187	SALE OF SPACE OR TIME FOR ADVERTISEMENT OTHER THAN THE IN PRINT MEDIA	1.56	21.33	-92.70
87	004400188	SPONSORSHIP SERVICES PROVIDED TO ANYBODY CORPORATE OR FIRM OTHER THAN SPONSORSHIP OF SPORTS EVENTS	1.11	0.67	65.48

Sl. No.	Head Code	Head Nomenclature	Up to the month of Mar 2022 (FY 2021-22)	Up to the month of Mar. 2021 (FY 2020-21)	Growth in %
88	004400189	TRANSPORT OF PASSENGERS EMBARKING ON INTERNATIONAL JOURNEY BY AIR OTHER THAN THE ECONOMY CLASS PASSENGERS	4.55	13.33	-65.86
89	004400190	TRANSPORT OF GOODS IN CONTAINERS BY RAIL BY ANY PERSON OTHER THAN GOVERNMENT RAILWAY	0.08	26.81	-99.71
90	004400191	BUSINESS SUPPORT SERVICES	41.90	88.19	-52.48
91	004400192	AUCTIONERS SERVICE OTHER THAN AUCTION OF PROPERTY UNDER DIRECTIONS OR ORDERS OF A COURT OF LAW OR AUCTION BY THE CENTRAL GOVERNMENT	0.07	2.13	-96.57
92	004400193	PUBLIC RELATIONS SERVICE	0.72	1.42	-48.87
93	004400194	SHIP MANAGEMENT SERVICES	1.00	0.21	371.89
94	004400195	INTERNET TELEPHONY SERVICE	0.73	1.01	-27.61
95	004400196	TRANSPORT OF PERSONS BY CRUISE SHIP	0.00	0.00	0.00
96	004400197	CREDIT CARD,DEBIT CARD,CHANGE CARD OR PAYMENT CARD RELATED SERVICES	4.31	5.01	-13.90
97	004400198	SERVICES PROVIDED BY A TELEGRAPH AUTHORITY IN RELATION TO TELECOMMUNICATION SERVICES	3.76	22.16	-83.02
98	004400199	SERVICES PROVIDED IN RELATION TO MINING OF MINERAL, OIL OR GAS	13.80	42.06	-67.20
99	004400200	SERVICES PROVIDED IN RELATION TO RENTING OF IMMOVABLE PROPERTY FOR USE IN COURSE OR FURTHER OF BUSINESS OR COMMERCE	53.86	419.15	-87.15
100	004400201	SERVICES PROVIDED IN RELATION TO EXECUTION OF A WORKS CONTRACT	146.04	208.60	-29.99
101	004400202	SERVICES PROVIDED IN RELATION TO DEVELOPMENT SUPPLY OF CONTENT FOR USE TELECOM SERVICES, ADVERTISING AGENCY SERVICES & DATABASE SERVICES OR RETRIEVAL SERVICES	0.36	0.78	-53.46
102	004400203	SERVICES PROVIDED BY ANY PERSON EXCEPT BANKING CO. OR FINANCIAL INSTITUTION INCLUDING A NBFC OR ANY OTHER BODY CORPORATE OR COMM. CONCERN IN RELATION TO ASSET MANAGEMENT INCLUDING PORTFOLIO MANAGEMENT & ALL FORMS OF FUND MANAGEMENT	0.27	0.37	-26.85
103	004400204	SERVICE PROVIDED IN RELATION TO DESIGN SERVICES	2.11	1.36	55.02

Sl. No.	Head Code	Head Nomenclature	Up to the month of Mar 2022 (FY 2021-22)	Up to the month of Mar. 2021 (FY 2020-21)	Growth in %
104	004400205	SERVICES PROVIDED BY ANY PERSON IN RELATION TO INFORMATION TECHNOLOGY SOFTWARE FOR USE IN THE COURSE OR FURTHERANCE OF BUSINESS OR COMMERCE	14.33	-3.92	-465.56
105	004400206	SERVICES PROVIDED BY AN INSURER ON LIFE INSURANCE BUSINESS, IN RELATION TO MANAGEMENT OF INVESTMENT, UNDER UNIT LINKED INSURANCE BUSINESS, COMMONLY KNOWN AS UNIT LINKED INSURANCE PLAN-ULIP- SCHEME	0.00	0.00	0.00
106	004400207	SERVICES PROVIDED BY A RECONIZED STOCK EXCHANGE IN RELATION TO ASSISTING, REGULATING OR CONTROLLING THE BUSINESS, SELLING OR DEALING IN SECURITIES	0.00	0.00	-100.00
107	004400208	SERVICES PROVIDED BY A RECONIZED/REGISTERED ASSOCIATION IN RELATION TO ASSISTING, REGULATING OR CONTROLLING	0.00	0.00	-100.00
108	004400209	SERVICES PROVIDED BY A PROCESSING AND CLEARING HOUSE IN RELATION TO PROCESSING, CLEARING AND SETTLEMENT OF TRANSACTION IN SECURITIES	0.04	0.12	-67.39
109	004400210	SERVICES PROVIDED BY ANY PERSON IN RELATION TO SUPPLY OF TANGIBLE GOODS INCLUDING MACHINERY, EQUIPMENT AND APPLIANCES FOR USE	6.76	25.11	-73.06
110	004400211	COSMETIC SURGERY OR PLASTIC SURGERY SERVICE	0.02	0.11	-77.26
111	004400212	TRANSPORT OF COASTAL GOODS & GOODS THROUGH NATIONAL WATERWAYS OR GOODS THROUGH INLAND WATER	1.86	1.01	83.77
112	004400213	LEGAL CONSULTANCY SERVICE	3.08	12.50	-75.34
113	004400214	SERVICES OF PROMOTING MARKETING OR ORGANIZING OF GAMES OF CHANCE INCLUDING LOTTERY, BINGO OR LOTTO	0.03	0.35	-92.22
114	004400215	HEALTH SERVICES LIKE (A) HEALTH CHECK UP UNDERTAKEN BY HOSPITALS OR MEDICAL ESTABLISHMENTS FOR EMPLOYEES	0.78	-4.60	-117.04
115	004400216	SERVICES PROVIDED MAINTENANCE OF MEDICAL RECORDS OF EMPLOYEES BUSINESS ENTITY	0.00	0.11	-100.00
116	004400217	SERVICES OF PROMOTING A BRAND OF GOODS SERVICES EVENTS BUSINESS ENTITY ETC.	1.07	0.48	123.00
117	004400218	SERVICES OF PERMITTING COMMERCIAL USE OR EXPLOITATION OF ANY EVENT ORGANIZED BY A PERSON OR ORGANIZATION	0.01	1.94	-99.64
118	004400219	SERVICES PROVIDED BY ELECTRICITY EXCHANGE	0.03	0.10	-74.82
119	004400220	SERVICES RELATED TO (A) TRANSFERRING TEMPORARILY OR (B) PERMITTING THE USE OR ENJOYMENT OF ANY COPYRIGHT	0.90	0.74	21.70

Sl. No.	Head Code	Head Nomenclature	Up to the month of Mar 2022 (FY 2021-22)	Up to the month of Mar. 2021 (FY 2020-21)	Growth in %
120	004400221	SPECIAL SERVICES PROVIDED BY A BUILDER ETC. TO THE PROSPECTIVE BUYERS SUCH AS PROVIDING PREFERENTIAL	0.02	0.16	-84.76
121	004400222	SERVICES OF AIRCONDITONED RESTURANTS	5.60	9.78	-42.68
122	004400223	SERVICES OF PROVIDING OF ACCOMODATIONS IN HOTELS	29.77	12.93	130.28
123	004400224	ALL TAXABLE SERVICES	0.80	-0.20	-499.76
124	004400225	OTHER TAXABLE SERVICES	212.28	99.32	113.74
125	004400500	RECEIPT AWAITING TRANSFER TO OTHER MINOR HEADS	0.00	0.00	0.00
126	004400504	PRIMARY EDUCATION CESS	1.72	5.09	-66.20
127	004400505	SECONDARY AND HIGHER EDUCATION CESS	0.95	2.81	-66.33
128	004400506	SWACHH BHARAT CESS	9.63	17.34	-44.44
129	004400507	KRISHI KALYAN CESS	7.23	10.60	-31.76
130	004400700	RECEIPTS UNDER KAR VIVAD SAMADHAN SCHEME,1998	0.00	0.00	0.00
131	004400800	OTHER RECEIPTS	-0.12	-0.51	-76.21
		<b>Total</b>	<b>1011.26</b>	<b>1614.30</b>	<b>-37.36</b>
		<b>Service Tax Collected of other Ministries/Departments</b>	<b>0.56</b>	<b>0.98</b>	<b>-52.04</b>
		<b>Total Net Collection</b>	<b>1011.82</b>	<b>1615.28</b>	<b>-37.36</b>

## GST Refund Report (FY 2021-22)

(Rs in crore)

Head Nomenclature		PAOs	Major/Minor Head	FY 2020-21	FY 2021-22				
					Quarter-1 (Apr-June)	Quarter-2 (July-Sep)	Quarter-3 (Oct-Dec)	Quarter-4 (Jan-Mar)	Progressive
(a)	(b)	(c)	(d)	(e)	(f)	(g)	(h)	(i)	(k)
<b>IGST</b>	EXPORTS	006893 e-PAO (IGST Dom)	0008.02.101.02.02	53977.31	20209.88	19223.06	19134.58	24327.11	82894.63
	UIN (against RFD 10)	006893 e-PAO (IGST Dom)	0008.02.101.02.07	88.63	9.12	20.92	22.67	39.02	91.73
	Against RFD 01-A	Field PAOs	0008.02.101.02.11/102.02/ 103.02/104.02/ 800.02	1700.81	33.69	205.11	63.01	137.90	439.71
	On-line Refund against RFD 01	008769 e-PAO (Single Authority)	0008.02.101.02.11/102.02/ 103.02/104.02/800.02	28032.87	8859.83	8662.82	10037.59	10576.26	38136.50
	<b>TOTAL</b>			<b>IGST</b>	<b>83,799.62</b>	<b>29,112.52</b>	<b>28111.91</b>	<b>29257.85</b>	<b>35080.29</b>
<b>CGST</b>	UIN (against RFD 10)	006893 e-PAO	0005.00.101.02.07	152.78	15.81	42.16	29.01	60.88	147.86
	Against RFD 01-A	Field PAOs	0005.00.101.02.11/102.02/ 103.02/104.02/ 800.02	906.97	22.88	117.05	78.22	130.07	348.22
	On- line Refund against RFD 01	008769 e-PAO (Single Authority)	0005.00.101.02.11/102.02 103.02/104.02/800.02	18111.44	6284.18	6471.13	6458.27	7174.55	26388.13
	<b>TOTAL</b>			<b>CGST</b>	<b>19,171.19</b>	<b>6,322.87</b>	<b>6630.34</b>	<b>6565.50</b>	<b>7365.50</b>
<b>UTGST (OT)</b>	On-line Refund against RFD 01	008769 e-PAO (Single Authority)	0007061010211		20.35	3.73	3.70	1.42	29.20
	<b>TOTAL</b>		<b>UTGST (OT)</b>	<b>0.00</b>	<b>20.35</b>	<b>3.73</b>	<b>3.70</b>	<b>1.42</b>	<b>29.20</b>
<b>GST COMP CESS</b>	UIN (against RFD 10)	006893 e_PAO	0009.02.101.02.07	6.83	0.67	1.23	0.95	0.91	3.76
	Against RFD 01-A	Field PAOs	0009.02.101.02.11/102.02/ 103.02/104.02/ 800.02	66.17	0.05	1.10	1.36	0.54	3.05
	On-line Refund against RFD 01	008769 e-PAO (Single Authority)	0009.02.101.02.11/102 .02/ 103.02/104.02	2639.47	831.01	692.79	680.67	726.12	2930.59
	<b>TOTAL</b>			<b>Comp. Cess</b>	<b>2,712.47</b>	<b>831.73</b>	<b>695.12</b>	<b>682.98</b>	<b>727.57</b>
<b>Grand Total</b>				<b>105,683.28</b>	<b>36,287.47</b>	<b>35,441.10</b>	<b>36510.03</b>	<b>43174.78</b>	<b>151413.38</b>
<b>Refund (on behalf of State/ UTs)</b>	UIN (against RFD 10)	006893 ePAO (GST Mumbai)	<b>Balance (to be recovered)</b>	0	10.16	3.65	-3.15	31.81	42.47
	On-line Refund against RFD 01	008769 e-PAO (Single Authority)	<b>Balance (to be recovered)</b>	-6994.01	-214.33	-1022.65	-216.39	1224.09	-229.28
	<b>TOTAL (Balance)</b>				<b>-6994.01</b>	<b>-204.17</b>	<b>-1019.00</b>	<b>-219.54</b>	<b>1255.90</b>

**IGST REGULAR SETTLEMENT (Towards Centre)**

**FY 2021-22**

**(Rs. in crore)**

Sl. No.	Month	Monthly Figure			Progressive Figure
		Gross	Adjustment	Net	
1	April	29,185.18	0.00	29,185.18	-
2	May	15,014.22	0.00	15,014.22	44,199.40
3	June	19,285.73	0.00	19,285.73	63,485.13
4	July	28,087.09	0.00	28,087.09	91,572.22
5	August	28,542.55	0.00	28,542.55	120,114.77
6	September	28,812.21	0.00	28,812.21	148,926.98
7	October	27,310.33	0.00	27,310.33	176,237.31
8	November	27,273.11	0.00	27,273.11	203,510.42
9	December	25,567.63	0.00	25,567.63	229,078.05
10	Jan.2022	29,725.96	0.00	29,725.96	258,804.01
11	Feb.22	26,346.62	0.00	26,346.62	285,150.63
12	Mar.22	29,816.29	0.00	29,816.29	314,966.92

**IGST REGULAR SETTLEMENT (Towards States)**

**FY 2021-22**

**(Rs. in crore)**

Sl. No.	Month	Monthly Figure			Progressive Figure
		Gross	Adjustment	Net	
1	April	22,756.04	0.00	22,756.04	-
2	May	11,652.79	0.00	11,652.79	34,408.83
3	June	16,939.24	0.00	16,939.24	51,348.07
4	July	24,099.51	0.00	24,099.51	75,447.58
5	August	24,639.16	0.00	24,639.16	100,086.74
6	September	24,139.89	0.00	24,139.89	124,226.63
7	October	22,393.68	0.00	22,393.68	146,620.31
8	November	22,654.16	0.00	22,654.16	169,274.47
9	December	21,101.62	0.00	21,101.62	190,376.09
10	Jan.2022	24,180.19	0.00	24,180.19	214,556.28
11	Feb.2022	21,909.21	0.00	21,909.21	236,465.49
12	Mar.2022	25,032.32	0.00	25,032.32	261,497.81

## IGST Regular Settlement (State/UT wise)

(Rs. in crore)

Sl. No.	States	Head code	State Code	FY 2017-18	FY 2018-19	FY 2019-20	FY 2020-21	FY 2021-22				
								Quarter-I (Apr - June)	Quarter II (July - Sep)	Quarter III (Oct - Dec.)	Quarter IV (Jan -Mar.)	Progressive
1	Jammu & Kashmir	0008.02.106/953/954	01	1401.52	2718.92	2946.02	<b>2886.53</b>	792.65	1160.53	986.82	1042.37	3982.37
2	Himachal Pradesh	0008.02.106/953/954	02	692.59	1284.47	1786.04	<b>1639.53</b>	438.40	712.04	622.00	629.86	2402.30
3	Punjab	0008.02.106/953/954	03	3664.00	5943.77	7045.95	<b>5721.59</b>	1839.13	2504.88	1949.14	2353.41	8646.57
4	Chandigarh	0008.02.107/956/957	04	453.70	821.82	881.22	<b>683.49</b>	190.70	287.65	277.15	310.49	1065.99
5	Uttarakhand	0008.02.106/953/954	05	104.91	267.02	917.65	<b>1014.54</b>	385.74	536.27	450.13	559.90	1932.05
6	Haryana	0008.02.106/953/954	06	1641.63	4010.05	5386.90	<b>6117.17</b>	2057.57	2723.53	2494.97	1419.98	8696.04
7	Delhi	0008.02.106/953/954	07	4924.94	6026.08	7739.78	<b>6080.04</b>	1683.26	2840.98	2914.50	3146.68	10585.42
8	Rajasthan	0008.02.106/953/954	08	5125.81	9542.41	10116.40	<b>8907.49</b>	2493.43	3669.76	3707.61	3803.28	13674.07
9	Uttar Pradesh	0008.02.106/953/954	09	12495.91	21523.12	26077.67	<b>21580.28</b>	6342.40	8084.53	7211.08	8237.55	29875.56
10	Bihar	0008.02.106/953/954	10	3831.96	8478.46	10128.73	<b>9603.50</b>	2626.64	3470.52	2947.36	3261.48	12306.00
11	Sikkim	0008.02.106/953/954	11	76.51	187.10	277.33	<b>219.18</b>	72.61	100.40	90.80	113.87	377.68
12	Arunachal Pradesh	0008.02.106/953/954	12	152.53	360.16	535.21	<b>515.19</b>	148.86	213.18	184.42	242.70	789.16
13	Nagaland	0008.02.106/953/954	13	133.27	333.61	490.26	<b>451.65</b>	116.30	185.65	159.79	172.33	634.07
14	Manipur	0008.02.106/953/954	14	210.92	460.47	633.25	<b>623.85</b>	142.06	214.33	218.97	249.74	825.11
15	Mizoram	0008.02.106/953/954	15	123.51	317.62	415.66	<b>402.76</b>	108.80	135.66	132.87	178.82	556.14
16	Tripura	0008.02.106/953/954	16	281.44	560.81	672.07	<b>612.53</b>	180.83	210.30	204.24	239.18	834.56
17	Meghalaya	0008.02.106/953/954	17	206.59	423.45	586.60	<b>475.98</b>	124.48	202.68	180.18	216.33	723.67
18	Assam	0008.02.106/953/954	18	1977.90	3919.72	4601.23	<b>4153.27</b>	1233.59	1373.71	1326.67	1579.83	5513.80
19	West Bengal	0008.02.106/953/954	19	5323.93	9392.68	10851.38	<b>9343.63</b>	2636.58	3371.45	2815.86	3499.64	12323.53
20	Jharkhand	0008.02.106/953/954	20	1093.90	2136.34	2858.79	<b>2520.58</b>	464.25	957.74	872.70	523.78	2818.47
21	Odisha	0008.02.106/953/954	21	2377.33	3677.87	4613.18	<b>4479.71</b>	941.37	1054.88	903.23	648.68	3548.16
22	Chhattisgarh	0008.02.106/953/954	22	1281.33	1990.87	2220.33	<b>1923.01</b>	263.37	766.15	523.67	560.05	2113.24
23	Madhya Pradesh	0008.02.106/953/954	23	4383.19	9066.19	10645.64	<b>9082.71</b>	2447.23	3437.45	3099.52	3098.47	12082.67
24	Gujarat	0008.02.106/953/954	24	5042.45	7057.81	8069.98	<b>5996.56</b>	2343.33	3677.62	2986.24	4038.04	13045.23
25	Daman and Diu	0008.02.107/956/957	25	16.50	20.02	17.99	<b>7.31</b>	0.56	24.85	0.24	0.56	26.20

Sl. No.	States	Head code	State Code	FY 2017-18	FY 2018-19	FY 2019-20	FY 2020-21	FY 2021-22				
								Quarter-I (Apr - June)	Quarter II (July - Sep)	Quarter III (Oct - Dec.)	Quarter IV (Jan -Mar.)	Progressive
26	Dadra & Nagar Haveli	0008.02.107/956/957	26	77.65	32.48	120.45	<b>141.10</b>	51.38	153.74	71.08	129.41	405.60
27	Maharashtra	0008.02.106/953/954	27	11832.15	19593.30	22394.06	<b>17569.09</b>	4607.62	8126.52	8370.84	8853.61	29958.58
28	Karnataka	0008.02.106/953/954	29	8027.50	13916.46	16863.13	<b>14995.54</b>	4347.43	6295.24	5903.77	5888.38	22434.82
29	Goa	0008.02.106/953/954	30	450.29	772.65	918.00	<b>677.97</b>	234.86	268.74	392.96	345.96	1242.51
30	Lakshadweep	0008.02.107/956/957	31	3.14	10.66	16.60	<b>18.70</b>	4.49	8.64	5.18	5.03	23.35
31	Kerala	0008.02.106/953/954	32	6064.99	10262.16	10642.98	<b>9343.09</b>	2458.42	3465.98	3175.46	3590.91	12690.76
32	Tamil Nadu	0008.02.106/953/954	33	7402.99	12686.74	14031.08	<b>11213.20</b>	3701.07	4529.77	3761.13	4895.65	16887.62
33	Puducherry	0008.02.106/953/954	34	224.58	383.73	379.46	<b>347.45</b>	90.75	157.97	120.65	126.21	495.58
34	Andaman & Nicobar	0008.02.107/956/957	35	70.79	178.62	227.05	<b>205.71</b>	40.39	60.23	59.74	71.17	231.53
35	Telangana	0008.02.106/953/954	36	5829.42	10310.04	11211.09	<b>10511.81</b>	2943.85	4014.76	3614.12	4054.31	14627.05
36	Andhra Pradesh	0008.02.106/953/954	37	5161.06	9780.34	11243.01	<b>9284.67</b>	2678.42	3751.35	3284.14	2952.34	12666.26
37	Ladaakh	0008.02.107/956/957	38	-	-	-	<b>126.10</b>	24.64	79.38	85.39	37.41	226.81
38	UT (Other Territory)	0008.02.107/956/957	97	-	-	433.69	<b>407.61</b>	90.61	49.52	44.83	44.31	229.28
<b>Total</b>				<b>102162.83</b>	<b>178448.02</b>	<b>208995.86</b>	<b>179884.11</b>	<b>51348.07</b>	<b>72878.56</b>	<b>66149.46</b>	<b>71121.72</b>	<b>261497.81</b>

**IGST ADVANCE APPORTIONMENT (Month wise)**

(Rs in crore)

	CGST			SGST			UTGST			Total		
	Advance Apportionment	Recovery	Outstanding	Advance Apportionment	Recovery	Outstanding	Advance Apportionment	Recovery	Outstanding	Advance Apportionment	Recovery	Outstanding
FY 2017-18	17,500.00	0.00	17,500.00	17,369.00	0.00	17,369.00	131.00	0.00	131.00	<b>35,000.00</b>	<b>0.00</b>	<b>35,000.00</b>
FY 2018-19	65,000.00	3,500.00	61,500.00	64,515.18	3,473.80	61,041.38	484.82	26.20	458.62	<b>130,000.00</b>	<b>7,000.00</b>	<b>123,000.00</b>
FY 2019-20	16,500.00	14,500.00	2,000.00	16,377.45	14,419.05	1,958.40	122.55	80.95	41.60	<b>33,000.00</b>	<b>29,000.00</b>	<b>4,000.00</b>
FY 2020-21	38,000.00	0.00	38,000.00	37,748.57	0.00	37,748.57	251.43	0.00	251.43	<b>76,000.00</b>	<b>0.00</b>	<b>76,000.00</b>
FY 2021-22												
<b>April 21</b>	0.00	0.00	0.00	0.00	0.00	0.00	0.00	0.00	0.00	<b>0.00</b>	<b>0.00</b>	<b>0.00</b>
<b>May 21</b>	0.00	0.00	0.00	0.00	0.00	0.00	0.00	0.00	0.00	<b>0.00</b>	<b>0.00</b>	<b>0.00</b>
<b>June 21</b>	0.00	0.00	0.00	0.00	0.00	0.00	0.00	0.00	0.00	<b>0.00</b>	<b>0.00</b>	<b>0.00</b>
<b>July 21</b>	0.00	0.00	0.00	0.00	0.00	0.00	0.00	0.00	0.00	<b>0.00</b>	<b>0.00</b>	<b>0.00</b>
<b>August 21</b>	6,500.00	0.00	6,500.00	6,451.13	0.00	6,451.13	48.87	0.00	48.87	<b>13,000.00</b>	<b>0.00</b>	<b>13,000.00</b>
<b>Sep. 21</b>	0.00	0.00	0.00	0.00	0.00	0.00	0.00	0.00	0.00	<b>0.00</b>	<b>0.00</b>	<b>0.00</b>
<b>Oct. 21</b>	0.00	0.00	0.00	0.00	0.00	0.00	0.00	0.00	0.00	<b>0.00</b>	<b>0.00</b>	<b>0.00</b>
<b>Nov. 21</b>	0.00	0.00	0.00	0.00	0.00	0.00	0.00	0.00	0.00	<b>0.00</b>	<b>0.00</b>	<b>0.00</b>
<b>Dec. 21</b>	0.00	0.00	0.00	0.00	0.00	0.00	0.00	0.00	0.00	<b>0.00</b>	<b>0.00</b>	<b>0.00</b>
<b>Jan.2022</b>	17,500.00	0.00	17,500.00	17,370.15	0.00	17,370.15	129.85	0.00	129.85	<b>35,000.00</b>	<b>0.00</b>	<b>35,000.00</b>
<b>Feb. 2022</b>	0.00	0.00	0.00	0.00	0.00	0.00	0.00	0.00	0.00	<b>0.00</b>	<b>0.00</b>	<b>0.00</b>
<b>Mar. 2022</b>	10,000.00	0.00	10,000.00	9,925.80	0.00	9,925.80	74.20	0.00	74.20	<b>20,000.00</b>	<b>0.00</b>	<b>20,000.00</b>
<b>outstanding</b>	<b>171,000.00</b>	<b>18,000.00</b>	<b>153,000.00</b>	<b>169,757.28</b>	<b>17,892.85</b>	<b>151,864.43</b>	<b>1,242.72</b>	<b>107.15</b>	<b>1,135.57</b>	<b>342,000.00</b>	<b>36,000.00</b>	<b>306,000.00</b>

**IGST ADVANCE APPORTIONMENT (State/UT wise)**

**(Rs. in crore)**

Sl. No.	States	Head Code	State Code	FY 2017-18	FY 2018-19	FY 2019-20	FY 2020-21	FY 2021-22				Prog. from FY 2017-18 to Mar. 2022
								Quarter-I (Apr.-June)	Quarter-II (July-Sep.)	Quarter-III (Oct-Dec.)	Quarter-IV (Jan-Mar.)	
1	Jammu and Kashmir	0008.02.960	01	209.00	733.49	11.12	452.24	0.00	58.00	0.00	327.09	1790.94
2	Himachal Pradesh	0008.02.960	02	159.00	559.24	32.63	344.82	0.00	58.76	0.00	249.44	1403.89
3	Punjab	0008.02.960	03	633.00	2,225.98	120.69	1420.89	0.00	258.60	0.00	1027.40	5686.56
4	Chandigarh	0008.02.961	04	64.00	224.25	4.96	107.74	0.00	20.58	0.00	100.15	521.68
5	Uttarakhand	0008.02.960	05	217.00	762.47	158.90	470.72	0.00	108.94	0.00	340.21	2058.24
6	Haryana	0008.02.960	06	667.00	2,342.70	174.37	1445.15	0.00	230.49	0.00	1045.03	5904.74
7	Delhi	0008.02.960	07	735.00	2,582.20	157.00	1592.57	0.00	261.60	0.00	1151.55	6479.93
8	Rajasthan	0008.02.960	08	751.00	2,638.85	13.26	1628.07	0.00	248.62	0.00	1177.44	6457.23
9	Uttar Pradesh	0008.02.960	09	1,460.00	5,131.60	-339.94	3168.01	0.00	417.71	0.00	2290.73	12128.10
10	Bihar	0008.02.960	10	552.00	1,940.76	-149.43	1197.51	0.00	121.55	0.00	865.73	4528.12
11	Sikkim	0008.02.960	11	11.00	37.67	-7.14	23.31	0.00	0.20	0.00	16.88	81.92
12	Arunachal Pradesh	0008.02.960	12	11.00	39.57	-23.01	24.26	0.00	-8.83	0.00	17.63	60.62
13	Nagaland	0008.02.960	13	11.00	39.58	-21.72	24.33	0.00	-8.83	0.00	17.63	61.99
14	Manipur	0008.02.960	14	15.00	53.51	-29.52	32.92	0.00	-6.11	0.00	23.63	89.43
15	Mizoram	0008.02.960	15	8.00	29.46	-18.70	17.93	0.00	-4.24	0.00	13.13	45.57
16	Tripura	0008.02.960	16	35.00	121.07	-10.57	74.82	0.00	7.66	0.00	54.01	282.00
17	Meghalaya	0008.02.960	17	28.00	98.50	-11.45	60.33	0.00	3.10	0.00	43.51	221.99
18	Assam	0008.02.960	18	262.00	920.56	-45.03	567.91	0.00	80.75	0.00	410.73	2196.93
19	West Bengal	0008.02.960	19	879.00	3,089.43	46.49	1906.95	0.00	354.21	0.00	1378.86	7654.94
20	Jharkhand	0008.02.960	20	281.00	985.90	69.11	608.26	0.00	117.13	0.00	439.99	2501.38
21	Odisha	0008.02.960	21	482.00	1,698.04	137.12	1048.42	0.00	236.21	0.00	758.07	4359.87
22	Chhattisgarh	0008.02.960	22	322.00	1,131.19	126.34	698.09	0.00	147.13	0.00	504.88	2929.63
23	Madhya Pradesh	0008.02.960	23	671.00	2,358.28	-86.69	1454.49	0.00	213.09	0.00	1051.78	5661.95
24	Gujarat	0008.02.960	24	1,263.00	4,438.14	569.12	2738.00	0.00	567.49	0.00	1979.77	11555.52

Sl. No.	States	Head Code	State Code	FY 2017-18	FY 2018-19	FY 2019-20	FY 2020-21	FY 2021-22				Prog. from FY 2017-18 to Mar. 2022
								Quarter-I (Apr.-June)	Quarter-II (July-Sep.)	Quarter-III (Oct-Dec.)	Quarter-IV (Jan-Mar.)	
25	Daman and Diu	0008.02.961	25	28.00	100.36	25.00	61.32	0.00	19.35	0.00	44.26	278.29
26	Dadra and Nagar Haveli	0008.02.961	26	34.00	118.37	22.20	72.73	0.00	9.75	0.00	52.51	309.55
27	Maharashtra	0008.02.960	27	2,648.00	9,305.28	790.96	5740.96	0.00	1200.41	0.00	4151.22	23836.83
28	Karnataka	0008.02.960	29	1,582.00	5,558.04	330.71	3429.51	0.00	619.58	0.00	2479.78	13999.62
29	Goa	0008.02.960	30	95.00	335.49	36.10	206.97	0.00	46.06	0.00	149.66	869.28
30	Lakshdeep	0008.02.960	31	0.00	0.00	0.00	0.00	0.00	0.00	0.00	0.00	0.00
31	Kerala	0008.02.960	32	736.00	2,587.17	-15.83	1596.12	0.00	253.37	0.00	1154.18	6311.00
32	Tamil Nadu	0008.02.960	33	1,304.00	4,582.02	196.77	2826.26	0.00	544.18	0.00	2043.54	11496.77
33	Puducherry	0008.02.960	34	48.00	168.54	21.85	103.93	0.00	19.04	0.00	75.02	436.39
34	Andaman & Nicobar Islands	0008.02.961	35	5.00	15.64	-10.57	9.65	0.00	-0.81	0.00	7.13	26.03
35	Telangana	0008.02.960	36	705.00	2,477.79	-112.95	1528.47	0.00	157.78	0.00	1105.42	5861.51
36	Andhra Pradesh	0008.02.960	37	589.00	2,068.86	-162.15	1316.33	0.00	147.51	0.00	952.00	4911.55
	<b>Total</b>			<b>17,500.00</b>	<b>61,500.00</b>	<b>2,000.00</b>	<b>38,000.00</b>	<b>0.00</b>	<b>6,500.00</b>	<b>0.00</b>	<b>27,500.00</b>	<b>153,000.00</b>

**Statement No. 1**

**Accounts Figure during the month of March (Final Revised), 2022**

(Rs. in Crores)

Accounts Figure during the month of March (Final Revised) 2022 (FY 2021-22)									Accounts Figure during the month of March 2021 (FY 2020-21)							
MAJOR HEADS	R.E.	Gross Collection	Refund	Amt. Apportioned to (ΔVfrom/-)	Net Collection	Collection by other min./deptt	Total Net Collections	% of RE Achieved	R.E.	Gross Collection	Refund	Amt. Apportioned to (ΔVfrom/-)	Net Collection	Collection by other min./deptt	Total Net Collections	% of RE Achieved
(a)	(b)	(c)	(d)	(e)	(f)	(i)	(j)	(k)	(l)	(m)	(n)	(o)	(p)	(q)	(r)	(s)
0005-CGST	570000	25849.46	2333.48	39816.30	63331.73	0.55	63332.28	11.11	431000	22964.00	2039.65	35879.21	56803.57	-0.01	56803.56	13.18
0007-UTGST (OT)	0	12.96	0.00	19.70	32.66	0.00	32.66	0.00	0	9.00	2.00	34.94	41.94	0.00	41.94	0.00
0008-IGST (IMP)		37927.00	0.00	0.00	37927.00	0.00	37927.00			32528.74	0.00	0.00	32528.74	0.00	32528.74	
0008-IGST (Dom)		35364.11	11969.83	-74848.61	-51454.33	0.00	-51454.33			31741.75	7528.74	-67108.94	-42895.91	-0.02	-42895.93	
0008-IGST (Total)	0	73291.11	11969.83	-74848.61	-13527.33	0.00	-13527.33	0.00	0	64270.49	7528.74	-67108.94	-10367.17	-0.02	-10367.19	0.00
0009-Comp. Cess (IMP)		1110.20	0.00	0.00	1110.20	0.00	1110.20			913.84	0.00	0.00	913.84	0.00	913.84	
0009-Comp. Cess (Dom)		8436.05	277.50	0.00	8158.55	0.00	8158.55			7821.28	305.58	0.00	7515.70	0.00	7515.7	
0009-Comp. Cess (Total)	105000	9546.25	277.50	0.00	9268.75	0.00	9268.75	8.83	84100	8735.12	305.58	0.00	8429.54	0.00	8429.54	10.02
<b>Total (A)</b>	<b>675000</b>	<b>108699.78</b>	<b>14580.81</b>	<b>-35012.61</b>	<b>59105.81</b>	<b>0.55</b>	<b>59106.36</b>	<b>8.76</b>	<b>515100</b>	<b>95978.61</b>	<b>9875.97</b>	<b>-31194.79</b>	<b>54907.88</b>	<b>-0.03</b>	<b>54907.85</b>	<b>10.66</b>
0037-Customs (Cash)	168260	14883.06	1776.48	0.00	13100.49	6.09	13106.58	7.79	112000	24812.80	2814.33	0.00	21980.97	17.50	21998.47	19.64
0037 - Scrips	20740	21377.32	0.00	0.00	21377.32	0.00	21377.32	103.07	0	0.00	0.00	0.00	0.00	0.00	0.00	0.00
<b>Total - Customs (Cash+Scrips)</b>	<b>189000</b>	<b>36260.38</b>	<b>1776.48</b>	<b>0.00</b>	<b>34477.81</b>	<b>6.09</b>	<b>34483.90</b>	<b>18.25</b>	<b>112000</b>	<b>24812.80</b>	<b>2814.33</b>	<b>0.00</b>	<b>21980.97</b>	<b>17.50</b>	<b>21998.47</b>	<b>19.64</b>
0038-U.E.D	394000	59791.36	138.48	0.00	59652.87	0.01	59652.88	15.14	361000	75681.12	153.99	0.00	75527.10	0.03	75527.13	20.92
0044-SERVICE Tax	1000	366.61	45.42	0.00	321.10	0.09	321.19	32.12	1400	379.55	102.01	0.00	277.69	-0.15	277.54	0.00
<b>TOTAL (B)</b>	<b>584000</b>	<b>96418.35</b>	<b>1960.38</b>	<b>0.00</b>	<b>94451.78</b>	<b>6.19</b>	<b>94457.97</b>	<b>16.17</b>	<b>474400</b>	<b>100873.47</b>	<b>3070.33</b>	<b>0.00</b>	<b>97785.76</b>	<b>17.38</b>	<b>97803.14</b>	<b>20.62</b>
<b>Total (A+B)</b>	<b>1259000</b>	<b>205118.13</b>	<b>16541.19</b>	<b>-35012.61</b>	<b>153557.59</b>	<b>6.74</b>	<b>153564.33</b>	<b>12.20</b>	<b>989500</b>	<b>196852.08</b>	<b>12946.30</b>	<b>-31194.79</b>	<b>152693.64</b>	<b>17.35</b>	<b>152710.99</b>	<b>15.43</b>

**NOTE:-**

- The difference between Flash Figure of March, 2022 (reported earlier Rs. 1,51,588.89 Crores) and Account Figure of March (Final), 2022 is around 1.30%
- The Accounts Figure during the month of March, 2021 (FY 2020-21) are inclusive of collection made by other Min./Deptts., whereas the figure March (Final), 2022 (FY 2021-22) are inclusive of collection made by other Min./Deptts upto March (Syp.III) 2022.
- The refunds mentioned in the statement include drawbacks applicable in the case of Customs Duties
- The Revenue collections figures in r/o IGST on Imports and GST Comp. Cess on Imports of goods and services is based on the figures received from O/o DG Systems CBEC and subject to corrections.
- UTGST (OT) comprises the collections made for the supplies of Goods/Services at Territorial waters of India beyond 14 nautical miles of the coast line.
- B.E. FY 2021-22 (In crores) CGST 530000, Comp. Cess 100000, Custom 136000, UED 335000, Service Tax 1000
- B.E. FY 2020-21 (In crores) CGST 580000, Comp. Cess 110500, Custom 138000, UED 267000, Service Tax 1020
- Scrips Head Code under Customs 0037.00.101.99 - Basic Duty Paid Through Scrips

## Statement No. 2

## Accounts Figure up to the month of March (Final Revised),2022

(Rs. in Crores)

Accounts Figure up to the month of March (Final Revised), 2022 (FY 2021-22)									Accounts Figure up to the month of March, 2021 (FY 2020-21)							
MAJOR HEADS	R.E.	Gross Collection	Refund	Amt. Apportioned to (+)/from(-)	Net Collection	Collection by other min./deptt	Total Net Collections	% of RE Achieved	R.E.	Gross Collection	Refund	Amt. Apportioned to (+)/from(-)	Net Collection	Collection by other min./deptt	Total Net Collections	% of RE Achieved
(a)	(b)	(c)	(d)	(e)	(f)	(g)	(h)	(i)	(j)	(k)	(l)	(m)	(n)	(o)	(p)	(q)
0005-CGST	570000	269143.42	26884.21	348966.93	591226.11	0.03	591226.14	103.72	431000	209903.64	19171.19	265601.52	456333.97	0.00	456333.97	105.88
0007-UTGST (OT)	0	126.37	29.20	229.28	326.45	0.00	326.45		0	154.69	2.00	407.61	560.30	0.00	560.30	0.00
0008-IGST (IMP)		383957.59	0.00	0.00	383957.59	0.00	383957.59			270593.53	0.00	0.00	270593.53	0.00	270593.53	
0008-IGST (Dom)		385313.45	121562.57	-644464.74	-380713.81	-0.05	-380713.86			303943.15	83799.62	-483485.63	-263342.10	0	-263342.10	
0008-IGST (Total)	0	769271.04	121562.57	-644464.74	3243.78	-0.05	3243.73	0.00	0	574536.68	83799.62	-483485.63	7251.43	0.00	7251.43	0.00
0009-Comp. Cess (IMP)		8827.45	0.00	0.00	8827.45	0.00	8827.45			8752.93	0.00	0.00	8752.93	0.00	8752.93	
0009-Comp. Cess (Dom)		98878.61	2937.40	0.00	95941.21	0.00	95941.21			79151.45	2712.47	0.00	76438.98	0.00	76438.98	
0009-Comp. Cess (Total)	105000	107706.06	2937.40	0.00	104768.66	0.00	104768.66	99.78	84100	87904.38	2712.47	0.00	85191.91	0.00	85191.91	101.30
<b>Total (A)</b>	<b>675000</b>	<b>1146246.89</b>	<b>151413.38</b>	<b>-295268.53</b>	<b>699565.00</b>	<b>-0.02</b>	<b>699564.98</b>	<b>103.64</b>	<b>515100</b>	<b>872499.39</b>	<b>105685.28</b>	<b>-217476.50</b>	<b>549337.61</b>	<b>0.00</b>	<b>549337.61</b>	<b>106.65</b>
0037-Customs (Cash)	168260	204383.41	26032.43	0.00	178268.47	82.51	178350.98	106.00	112000	155199.16	20448.74	0.00	134677.29	73.13	134750.42	120.31
0037- Scrips	20740	21377.32	0.00	0.00	21377.32	0.00	21377.32	103.07	0	0.00	0.00	0.00	0.00	0.00	0.00	0.00
<b>Total - Customs (Cash+Scrips)</b>	<b>189000</b>	<b>225760.73</b>	<b>26032.43</b>	<b>0.00</b>	<b>199645.79</b>	<b>82.51</b>	<b>199728.30</b>	<b>105.68</b>	<b>112000</b>	<b>155199.16</b>	<b>20448.74</b>	<b>0.00</b>	<b>134677.29</b>	<b>73.13</b>	<b>134750.42</b>	<b>120.31</b>
0038-U.E.D	394000	391725.66	917.59	0.00	390808.25	-0.18	390808.07	99.19	361000	390969.69	1302.61	0.00	389667.02	0.06	389667.02	107.94
0044-SERVICE Tax	1000	1513.79	501.97	0.00	1011.26	0.56	1011.82	101.18	1400	2479.21	863.93	0.00	1614.30	0.98	1615.28	0.00
<b>TOTAL (B)</b>	<b>584000</b>	<b>619000.18</b>	<b>27451.99</b>	<b>0.00</b>	<b>591465.30</b>	<b>82.89</b>	<b>591548.19</b>	<b>101.29</b>	<b>474400</b>	<b>548648.06</b>	<b>22615.28</b>	<b>0.00</b>	<b>525958.61</b>	<b>74.17</b>	<b>526032.78</b>	<b>110.88</b>
<b>Total (A+B)</b>	<b>1259000</b>	<b>1765247.07</b>	<b>178865.37</b>	<b>-295268.53</b>	<b>1291030.30</b>	<b>82.87</b>	<b>1291113.17</b>	<b>102.55</b>	<b>989500</b>	<b>1421147.45</b>	<b>128300.56</b>	<b>-217476.50</b>	<b>1075296.22</b>	<b>74.17</b>	<b>1075370.39</b>	<b>108.68</b>

## NOTE:-

1 The collections made by other Ministries/Departments (Post,Railway,Coal,Commerce etc.) are directly reported to Controller General of Accounts and have also been shown separately in Col.(g) & (o) added in the total collections. The collection figures of other Ministries/Deptt. up to the month of March (Syp.III) 2022 (FY 2021-22). (Col. g)

2. UTGST (OT) comprises the collections made for the supplies of Goods/Services at Territorial waters of India beyond 14 nautical miles of the coast line.

3.B.E. FY 2021-22 (In crores) CGST 530000, Comp. Cess 100000, Custom 136000, UED 335000, Service Tax 1000

4.B.E. FY 2020-21 (In crores) CGST 580000, Comp. Cess 110500, Custom 138000, UED 267000, Service Tax 1020

5. Scrips Head Code under Customs 0037.00.101.99 - Basic Duty Paid Through Scrips

**Office of the Principal Chief Controller of Accounts,  
Central Board of Indirect Taxes and Customs, 1<sup>st</sup> Floor,  
DGACR Building, I.P. Estate, New Delhi-110002**