



Govt. of India,  
Ministry of Finance  
O/o Pr. Chief Controller of Accounts  
Central Board of Indirect Taxes and Customs  
(Coordination, Expenditure Section)  
DGACR Building, I P Estate, New Delhi-110002  
E-Mail: expdr-coord@gov.in

No. Pr.CCA/CBIC/Expdr-Coord/Circular-Instruction/Vol-I/2022-23/233 Dated: 19/01/2023


**CIRCULAR**

**Sub: - Implementation of 2<sup>nd</sup> factor biometric authentication through FIDO device in access PFMS-reg.**

Please Find enclosed herewith an OM received from ACCA (Tech) PFMS O/o PFMS (HQ), O/o CGA, Ministry of Finance, Department of Expenditure, New Delhi vide OM No. V-12019/1/2020-PFMS/C.No.3028/6045 dated 29.12.2022 on the subject cited above.

All the Delhi based PAOs of CBIC are directed to strictly follow the instruction contained therein.

This issues with the approval of the Competent Authority.

  
(Lakshaman Dubruwal)  
Sr. Accounts Officer

To:

1. Sr. AO, PAO(HQ) New Delhi
2. Sr. AO, PAO(DGPM/DDM), New Delhi
3. Sr. AO, PAO(Customs), New Delhi
4. Sr. AO, PAO(C.Ex), New Delhi
5. Sr. AO, PAO,Noida
6. Sr. AO, PAO,Gaziabad

Copy to:

1. Sr. PS to Pr. CCA, CBIC
2. PS to CCA, CBIC
3. PA to DCA(HQ), O/o Pr CCA, CBIC
4. Sr. AO(Admn), CBIC
5. Sr. AO (ITD) - requested to upload on the ARPIT portal.

635-15/420  
10.01.2023

**Implementation of 2nd factor biometric authentication through FIDO device to access PFMS.****From :** amit murari <amit.murari@gov.in>

Thu, Dec 29, 2022 03:23 PM

**Subject :** Implementation of 2nd factor biometric authentication through FIDO device to access PFMS.

1 attachment

**To :** Sh. Binod Kumar <cca-agri@gov.in>, Sandeep Tarachand Uke <st.uke@nic.in>, cca@dae.gov.in, Vanlaldina Fanai <cfc.moca@gov.in>, Vanlaldina Fanai <vfanai@nic.in>, s.patel <s.patel@nic.in>, Rajesh Kumar MHA GOI <r\_kumar@nic.in>, dhruvkumar 1973 <dhruvkumar.1973@gov.in>, Controller Of Accounts <ca-moes@nic.in>, Arvind Kumar <arvind.kumar69@nic.in>, Chief Controller of Accounts Moef <cca.moef@nic.in>, ChiefController Accounts <cca-mocf@gov.in>, A S Sandhu <asandhu@nic.in>, Bhupal Nanda <bhupal.nanda@nic.in>, S S Sagar <meapcca@mea.gov.in>, ALOK RANJAN <a.ranjan03@gov.in>, Ms Suman Bala <pcca-cbdt@gov.in>, Dr Shankari Murali <prcca-cbic@gov.in>, Dr(Mrs) Dr. Kavitha Gotru <kavitha.gotru@nic.in>, Dr Kavitha Gotru <cca-mohfw@nic.in>, Pr CCA Home <prcca@mha.gov.in>, Avtar Singh Sandhu <cca-mohua@gov.in>, ssharan <ssharan@nic.in>, NALIN SRIVASTAVA <nalin.shrivastava@nic.in>, Nalin Kumar Srivastva <cca.inb@nic.in>, Santosh Kumar <cca-mole@gov.in>, CCA LAW <cca-molj@gov.in>, SakeshPrasadSingh ContolleroofAccount <sakesh.singh69@nic.in>, Sakesh Singh <ccasteel@nic.in>, Laboni Das <laboni.d@nic.in>, Rokhum Lalremuata <rokhum.l@nic.in>, Ram Darash Chouhan <cca-mord@gov.in>, Akhilesh Jha <cca1.dst@gov.in>, Akhilesh Jha <jha.akhilesh@gov.in>, Pr.CCA <prcca-ship@gov.in>

**Cc :** Mr Shyam Dubey <ss.dubey@nic.in>, Sajjan S Yadav <jspfs-doe@gov.in>, Jaspal Kaur <jk.pradyot@gov.in>, Sanchita Shukla <sanchita.shukla@nic.in>, Venkateshwara Chittety <cv.prasad@gov.in>, Harish Jt. CGA <hsrivastava@gov.in>, Dipankar Sengupta <dipankar.s@nic.in>, Yogesh kumar Meena <yogesh.meena@nic.in>, Vijay Choudhary <vijay.choudhary82@nic.in>, Neeraj Kulhari <neeraj.kulhari@nic.in>, Anupam Raj <anupam.raj@gov.in>, Anjana Vashishtha <a.vashishtha@nic.in>, Chandan Mittal <chandan.mittal@gov.in>, Manish Raut <manish.raut@gov.in>, Vinay Muthukumar <v.muthukumar@gov.in>, RAHUL GARG <rahulg.13@gov.in>, KAUSHAL <kaushal.90@gov.in>, HEMANT GUPTA <hemu.gupta75@cbn.nic.in>, VIVEK <vivekj@nic.in>, Anupama Kumar <anukumar@nic.in>, Punit <punit@nic.in>, Rajendra Prasad <rajendra@nic.in>, Pawan Kumar <pawan.kr68@nic.in>, K.Sridharan <ksri@nic.in>, Anup Katoch <anup.katoch@gov.in>, Parveen Sethi <parveen.sethi@gov.in>, Naresh Kumar <naresh.kumar65@gov.in>, Sushil Kumar Arya <sushil.arya98@gov.in>, Birender Singh <birender.srawat@gov.in>, RAKESH KUMAR JAIN <rakesh.jain72@gov.in>, Atul Kansra <atul.kansra@meity.gov.in>, gera rajeev69 <gera.rajeev69@gmail.com>, Vimmi Vij <vimmi.vij@gov.in>, Seema <seema.m@nic.in>, PK Bhalla <bhalla.pk@gov.in>, Naresh Kumar <naresh.aswani@gov.in>, Pradeep Kumar Deshmukh <pk.deshmukh@gov.in>, Anil Kumar Mahendru <anil.mahendru@gov.in>, Umesh Chandra Joshi <umesh.joshi@gov.in>, Durgesh Kumar <durgesh-cgwb@gov.in>, NAVNEET CHOPRA <chopra.navneet@gov.in>, Abhishek Kumar Nigam <abhishekk.nigam@gov.in>, Sunil Kumar <sunil.kr48@gov.in>, Sunil Sharma <sunil.sharma30@nic.in>, Parul Singhal <parul.singhal@meity.gov.in>, MANOJKUMARRAINA MANOJKUMARRAINA <manojkumarraina.17@gov.in>, Dinesh Kumar <dkumar.a@nic.in>, Pawan Kumar <pawan.74@gov.in>, Dharmveer AAO <dharmveer.71@gov.in>, Pratap Singh <pratap.mnre@gov.in>, Paresh Pande <pareshpandey.17@gov.in>, Gopal Singh Rawat <gopal.rawat67@nic.in>, VinaySahrawat VinaySahrawat <vinaysahrawat.17@gov.in>, Geetanjali <geetanjali.72@nic.in>, Pankaj Kochhar <pankaj.kochhar@gov.in>, Gurvinder kaur <g.kaur77@gov.in>, KV Hamza

SS  
30/12

PCA  
30/12  
SSAO (CCW) to  
circulate this among  
all zonal head for  
implementation.

Put in office on  
05/12/23

614/PX.CCA  
30.12.22.

443/PCA  
30/12/22



<kv.hamza@gov.in>, Rekha Dahiya <rek.dah@gov.in>, Neeraj Kumar  
<neeraj.kumar@nic.in>, Anoop Kumar Mantoo <ak.mantoo@nic.in>, VINEET  
HANDA <vineet.handa@govcontractor.in>, Naveen Kumar <naveen.kr73@nic.in>,  
anjum pfms <anjum.pfms@gmail.com>, Prem Kumar <ansh.prem@gov.in>,  
Jitender Kumar <Jitender.Kumar53@nic.in>, Jitender Kumar  
<kumar.jitender@nic.in>, DeepshikhaKapoor DeepshikhaKapoor  
<deepshikhak.17@gov.in>, Anil Amar Singh <anilamar.singh@gov.in>, NK MEHTA  
<mehta.nk@mea.gov.in>, Vikram Singh <vikramsingh.65@gov.in>, Rishi Kapoor  
<rishi.kapoor46@gov.in>, Rajeev Ranjan <rajeev.ranjan17@gov.in>

Respected Madam/Sir

Kindly find attached an OM dated 29.12.2022 regarding implementation of 2nd factor biometric authentication through FIDO device to access PFMS.

@Sr.AO (ITD) : With a request to upload the OM on CGA website.

@Sr.AO, PFMS (Roll-out) : With a request to upload the OM on PFMS website.

Regards

Amit Murari  
Sr. Acctt.  
PFMS(Tech.)



---

**Implementation of 2nd factor biometric authentication through FIDO device to access PFMS OM**  
**dated 29.12.2022.pdf**  
3 MB

---

No V-12019/1/2020-PFMS/C.No.3028/6045  
GOVERNMENT OF INDIA  
MINISTRY OF FINANCE  
DEPARTMENT OF EXPENDITURE  
CONTROLLER GENERAL OF ACCOUNTS  
PUBLIC FINANCIAL MANAGEMENT SYSTEM (HQ)  
3<sup>rd</sup> Floor, Shivaji Stadium Annexe ,  
New Delhi-110001

Dated :29/12/2022

**OFFICE MEMORENDUM**

**Subject: Implementation of 2<sup>nd</sup> factor biometric authentication through FIDO device to access PFMS.**


To strengthen the User management process and to create another layer of security for the PFMS users, it has been decided that 2<sup>nd</sup> factor biometric authentication system through FIDO (Fast Identity online) device will be implemented in PFMS to access the system by the user in individual capacity.

2. In view of the above, all the Delhi based PAO users i.e. (First & second signatory user in each PAO) are directed to procure the FIDO device for implementation of biometric authentication **w.e.f 01/02/2023**.

3. The user manual and the specification of the device to be purchased along with GeM Portal Purchase link is attached at Annexure-1.

4. All users are requested to procure the device by **20/01/2023** positively. A schedule of training session for usage of device will be shared separately.

This issues with the approval of Addl. CGA, PFMS Division.

  
(Rahul Garg)  
29/12/2022  
ACGA (Tech), PFMS

To,

1. All Pr.CCAs/CCAs/CAs with (I/C) of Ministries/Departments.

Copy for information to: -

1. Sr.PS to Addl.CGA, PFMS Division
2. PS to Addl.Secretary (PFS), D/o Expenditure
3. PS to Jt.CGA (JKP/CV/HS/SS), PFMS Division
4. DDG/Sr.TDs/TDs, NIC PFMS Division
5. All Dy.CGAs/ACGAs/ACAs, PFMS Division
6. All Sr.AOs/AOs PFMS Division
7. Sr.AOs ITD/PFMS for uploading on CGA/PFMS web site.





**Annexure-I**



Version Draft

20 September 2021

Prepared for

PFMS, O/o

Ministry of Finance



No V-12019/1/2020-PFMS/C.No.3028/6045  
GOVERNMENT OF INDIA  
MINISTRY OF FINANCE  
DEPARTMENT OF EXPENDITURE  
CONTROLLER GENERAL OF ACCOUNTS  
PUBLIC FINANCIAL MANAGEMENT SYSTEM (HQ)  
3<sup>rd</sup> Floor, Shivaji Stadium Annexe ,  
New Delhi-110001

Dated :29/12/2022

**OFFICE MEMORENDUM**

**Subject: Implementation of 2<sup>nd</sup> factor biometric authentication through FIDO device to access PFMS.**


To strengthen the User management process and to create another layer of security for the PFMS users, it has been decided that 2<sup>nd</sup> factor biometric authentication system through FIDO (Fast Identity online) device will be implemented in PFMS to access the system by the user in individual capacity.

2. In view of the above, all the Delhi based PAO users i.e. (First & second signatory user in each PAO) are directed to procure the FIDO device for implementation of biometric authentication **w.e.f 01/02/2023**.

3. The user manual and the specification of the device to be purchased along with GeM Portal Purchase link is attached at Annexure-1.

4. All users are requested to procure the device by **20/01/2023** positively. A schedule of training session for usage of device will be shared separately.

This issues with the approval of Addl. CGA, PFMS Division.

  
(Rahul Garg)  
ACGA (Tech), PFMS

To,

1. All Pr.CCAs/CCAs/CAs with (I/C) of Ministries/Departments.

Copy for information to: -

1. Sr.PS to Addl.CGA, PFMS Division
2. PS to Addl.Secretary (PFS), D/o Expenditure
3. PS to Jt.CGA (JKP/CV/HS/SS), PFMS Division
4. DDG/Sr.TDs/TDs, NIC PFMS Division
5. All Dy.CGAs/ACGAs/ACAs, PFMS Division
6. All Sr.AOs/AOs PFMS Division
7. Sr.AOs ITD/PFMS for uploading on CGA/PFMS web site.

## INTRODUCTION

The purpose of this document is to present all the requirements necessary for implementation of FIDO in PFMS. The document shall identify and list all the features comprising the new functionalities and developments thereby easing the subsequent design, development, and testing phases.

The implementation shall provide the user with a platform to view the status of FIDO Implementation and take related actions. The new features shall generate all the required reports. The implementation is expected to help users to have access to relevant data and complete the process with ease and in secured way.

### Abbreviations:

S. No.	Abbreviations	Definitions
1	PD	Program Division
2	DDO	Drawing & Disbursing Officer
3	PAO	Pay & Account Officer
4	PrAO	Principal Account Officer
5	CCA	Chief Controller of Accounts
6	PFMS	Public Financial Management System

### Pre-Requisite:

For the FIDO registration purpose, it is required to display the menu at the following level of the users i.e., DDO, PAO, PrAO, CCA and Root. Each user will register his/her fingerprints on the device by physical presence at the office of respective approving authority.

## FIDO Implementation in PFMS




**1. For PD User:** No permission would be granted to PD user to register his/her fingerprint in FIDO device and FIDO Device Registration into PFMS, for the same PD need to go to his/her respective approving authority i.e., DDO. PD can only change the pin from his/her end.

## 2. DDO User:


- **FIDO Registration:** Menu → Masters → FIDO Registration

DDO will be able to see the screen and the respective PD will come in the dropdown values. DDO need to select the User Type, User Status, and login ID of the user for which FIDO registration need to be done. After the selection of the user all the necessary details of the user will be shown on the screen in the table form with first name, last name, designation, email ID and phone number etc. The following screen will appear at DDO level:



**Public Financial Management System-PFMS**  
Version: 1.0.0.0  
 C/o Controller General of Accounts, Ministry of Finance

Version: Revised Version  
 User Type: BPO  
 Financial Year: 2013-2017

  
 10:52:09 AM

Logout  
 Profile

**FIDO Finger Enrollment And User Registration**  
 Download FIDO Based Fingerprint Enrollment Application | Download FIDO Device Firmware

user type: \* select: \*  
 user status: \* select: \*  
 Login id: \*  
 Login id: \*

OR

Search  
 Records

About Us | Site Map | Privacy Policy | Contact Us | ©2019 Public Financial Management System - All Rights Reserved



**Public Financial Management System-PFMS**  
O/o Controller General of Accounts, Ministry of Finance

Version: 2018.001  
User Type: DDO  
Financial Year: 2025-2026  
11/02/2025 AM  
Logout  
English

**FIDO Finger Enrollment And User Registration**  
Download FIDO Based Fingerprint Enrollment Application | Download FIDO Device Firmware

User Type:   
User Status:   
Login ID:   
OR  
Login ID:   
Login ID:

**Search**

SNo	Login ID	First Name	Last Name	Designation	Email Id	Phone Number	Mobile Number	DDO Name	FIDO Marsh	Finger Registered	Device Serial No.	Action
1	DDO	DDO	DDO	DDO	DDO	DDO	DDO	DDO	DDO	DDO	DDO	<b>Register</b>

About us | Site Map | Privacy Policy | Contact us | © 2025 Public Financial Management System. All Rights Reserved.

DDO need to click on the register button to do the FIDO registration. After clicking on the register button two button will come on the screen lower to the table named as **Register Finger in device** and **FIDO Registration with PFMS**.

When click on step 1 user might get an error if the application is not installed in system as shown in below screenshot, in this case user need to download and install FIDO based fingerprint enrollment application from the link mentioned above on the screen.

**Public Financial Management System-PFMS**  
O/o Controller General of Accounts, Ministry of Finance

Version: 2018.001  
User Type: DDO  
Financial Year: 2025-2026  
11/02/2025 AM  
Logout  
English

**FIDO Finger Enrollment And User Registration**  
Download FIDO Based Fingerprint Enrollment Application | Download FIDO Device Firmware

User Type:   
User Status:   
Login ID:   
OR  
Login ID:   
Login ID:

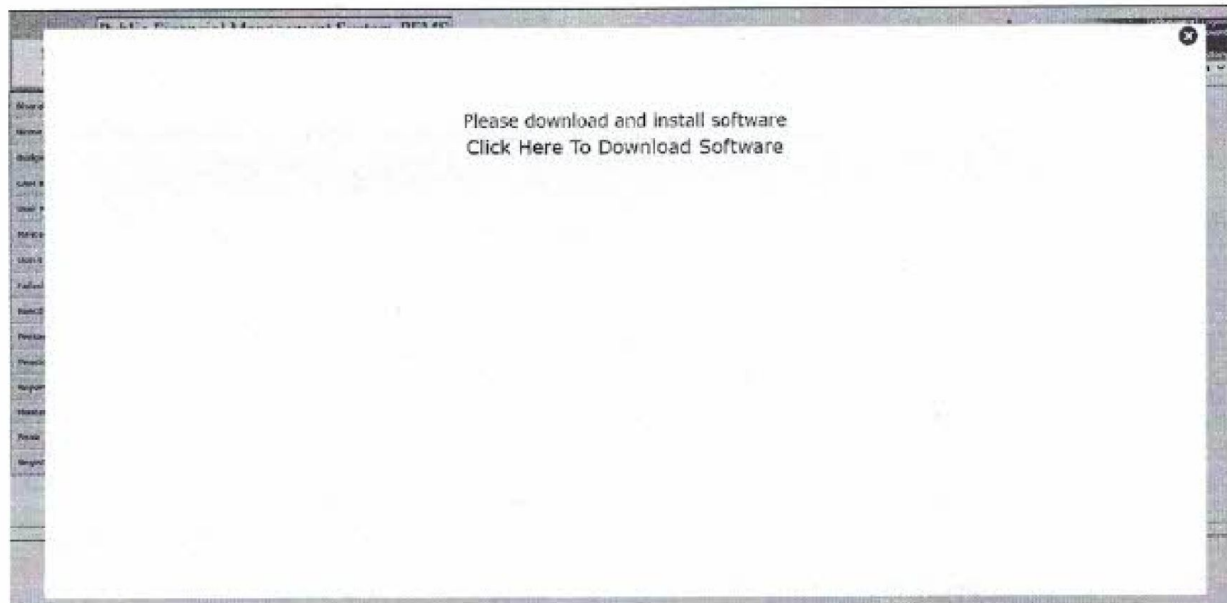
**Error**  
Please Download and install FIDO Based Fingerprint Enrollment Application.

**Step 1 -> Download Finger in Device**  
**Step 2 -> FIDO Registration with PFMS**

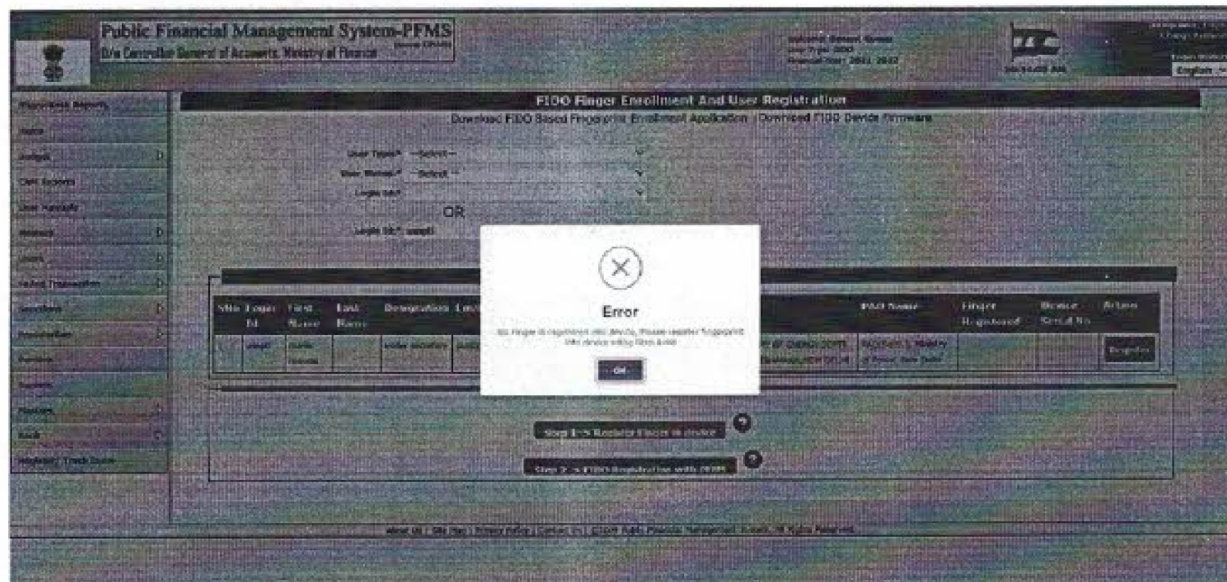
SNo	Login ID	First Name	Last Name	Designation	Email Id	Phone Number	Mobile Number	DDO Name	FIDO Marsh	Finger Registered	Device Serial No.	Action
1	DDO	DDO	DDO	DDO	DDO	DDO	DDO	DDO	DDO	DDO	DDO	<b>Register</b>

About us | Site Map | Privacy Policy | Contact us | © 2025 Public Financial Management System. All Rights Reserved.

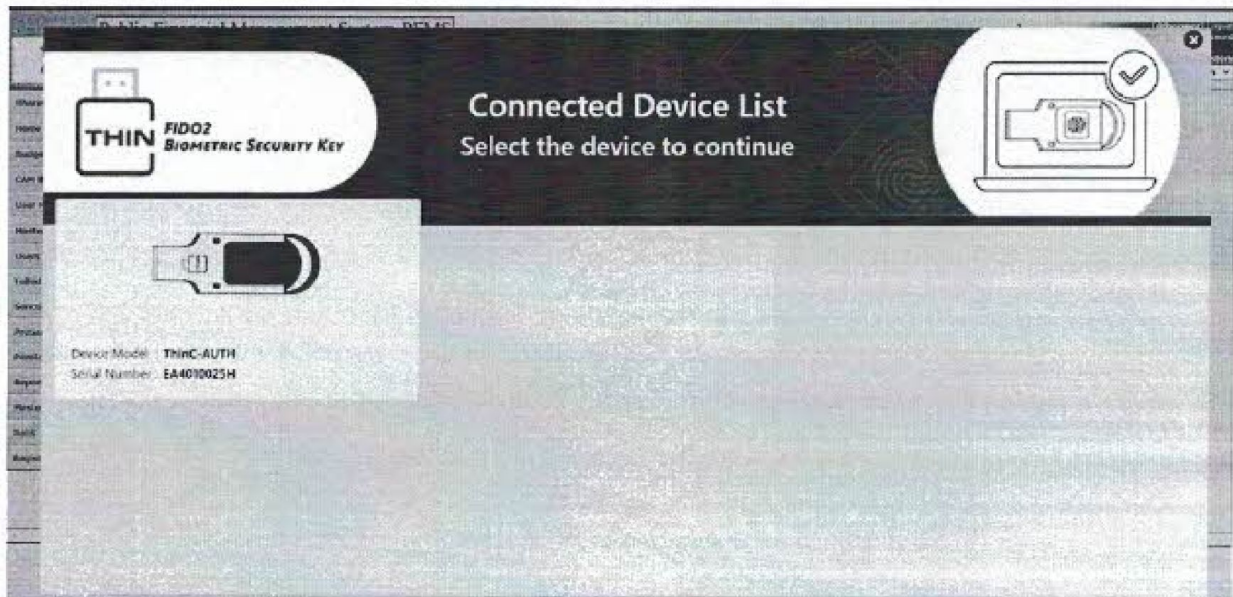




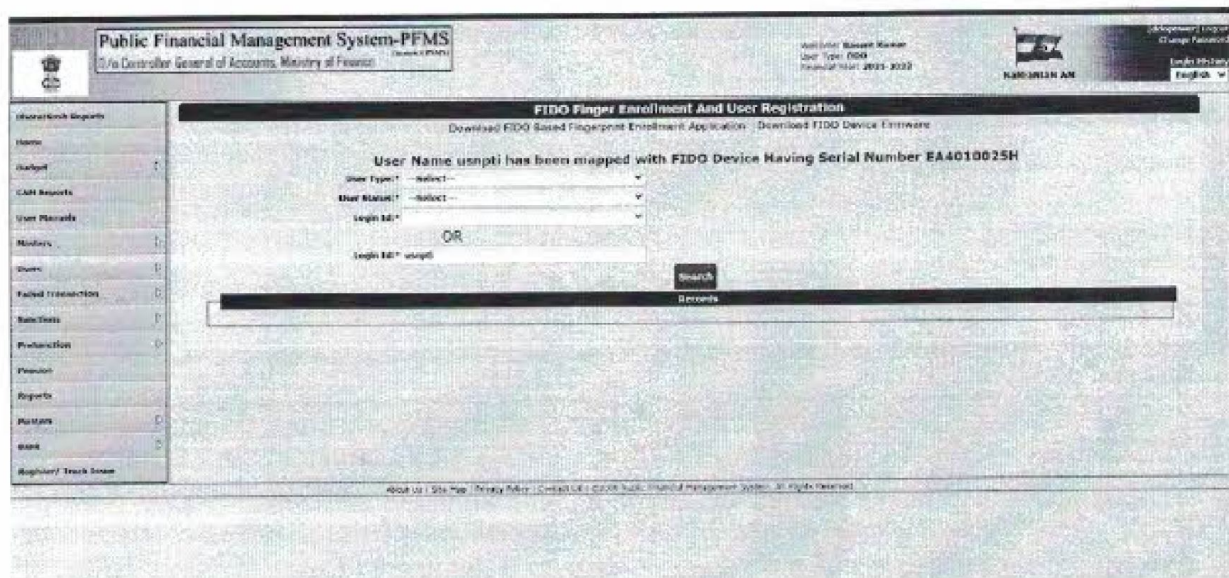
When user directly click on the step 2, user will get an error mentioning “No finger is registered into device, please register finger into device using step 1”.



By clicking on the **Register Finger in device** button the DDO will register the Finger onto the device of the respective PD. At one time, the DDO can enroll maximum 5 fingers and without the registration of finger in the device, the **FIDO registration with PFMS** can't be done. Once the finger is registered in the device, the DDO clicks on the **FIDO registration with PFMS** button, the respective PD ID will be map to the FIDO device and PFMS portal. Then the PD can login PFMS with FIDO. Following screens will come when DDO click on the **Register Finger in device**:









❑ **FIDO User Exemption:** Menu → Masters → FIDO User Exemption

If a particular PD wants to login in PFMS without using FIDO device, then the DDO (higher authority) can give relaxation to the PD. It can be done through configuration for the particular time period and DDO needs to enter the details in the Exemption date but before entering the date DDO needs to uncheck the check box in the "Is for Mandatory" column then only PD can login into PFMS without FIDO device and the same process can be follow to **Remap** the device again but this time the "Is For Mandatory" button should be checked. The following screen will appear at DDO level:

**Public Financial Management System-PFMS**  
O/o Controller General of Accounts, Ministry of Finance

Volume: Rajat Kumar  
User Type: DDO  
Financial Year: 2020-2021

09:18:55 PM

**FIDO User Exemption/Remapping**

User Type: PD  
Login ID: asred ( NARENDER SINGH )

Search Records

SNo	User Name	First Name	Last Name	Designation	Email Id	Phone Number	Mobile Number	IsForMandatory	Exemption Date	Action
1	asred	NARENDER	SINGH	UNDER SECRETARY	asred@cgac	23706204	901045056	<input type="checkbox"/>	01/01/2021 01/01/2021	Exempt

About Us | Site Map | Privacy Policy | Contact Us | © 2019 Public Financial Management System. All Rights Reserved.

**Public Financial Management System-PFMS**  
O/o Controller General of Accounts, Ministry of Finance

Volume: Rajat Kumar  
User Type: DDO  
Financial Year: 2020-2021

09:25:08 PM

**FIDO User Exemption/Remapping**

User Type: PD  
Login ID: asred ( NARENDER SINGH )

Search Records

SNo	User Name	First Name	Last Name	Designation	Email Id	Phone Number	Mobile Number	IsForMandatory	Exemption Date	Action
1	asred	NARENDER	SINGH	UNDER SECRETARY	asred@cgac	23706204	901045056	<input checked="" type="checkbox"/>	From 01/01/2021 To 01/01/2021	Remap

About Us | Site Map | Privacy Policy | Contact Us | © 2019 Public Financial Management System. All Rights Reserved.



### □ FIDO Device UN-Mapping: Menu → Masters → FIDO Device UN-Mapping

If a PD is leaving or transferred from the department and PD wants to surrender the FIDO device to the respective authority, then the respective authority has to de-register the device from PFMS and need to **reset** the device so that it can be issued to next joining user. The following screen will appear at DDO level:

The screenshot shows the 'Public Financial Management System-PFMS' interface. The main heading is 'FIDO User Device Unmapping'. Below this, there are fields for 'User Type' (with a dropdown arrow) and 'Login ID' (with a dropdown arrow), separated by an 'OR' label. Below these is a 'Device Serial No.' field. To the right of these fields is a 'Search' button. A modal dialog titled 'Enter Unmapping' is open in the center. It contains the text 'Please enter reason for unmapping' and 'Maximum length: 3000'. Below this is a text input field with the placeholder 'Waiting for input...'. At the bottom of the modal are 'OK' and 'Cancel' buttons. The background shows a table with columns for 'FIDO Device', 'FIDO User', and 'Unmapping Status'.

The screenshot shows the 'Public Financial Management System-PFMS' interface. The main heading is 'FIDO User Device Unmapping'. Below this, there are fields for 'User Type' (with a dropdown arrow) and 'Login ID' (with a dropdown arrow), separated by an 'OR' label. Below these is a 'Device Serial No.' field. To the right of these fields is a 'Search' button. Below the search button is a 'Records' button. A message 'User Unmapped Successfully' is displayed in the center. Below this message is a table with columns for 'FIDO Device', 'FIDO User', and 'Unmapping Status'. The table is currently empty. At the bottom of the screen, there is a footer that reads 'About Us | Site Map | Privacy Policy | Contact Us | © 2018 Public Financial Management System. All Rights Reserved'.



**Note:** If any approving authority will try to register the already registered device to a user an alert will come like "User Already Exist with This Device". Screenshot are attached for the reference:

**Public Financial Management System-PFMS**  
O/o Controller General of Accounts, Ministry of Finance

Financial Year: 2021-2022

**FIDO Finger Enrollment And User Registration**  
Download FIDO Based Fingerprint Enrollment Application | Download FIDO Device Firmware

User Type: Select  
User Group: Select  
Login Id:   
OR  
Login Id:   
Search

Sl No	Login Id	First Name	Last Name	Designation	Email Id	Phone Number	Mobile Number	DDO Name	PAO Name	Finger Registered	Device Serial No	Action
1	ajayg	rajat		under secretary	ajayg@pfms.gov.in	9112200447	91 98952165	SECTION V/PROPHET/REGISTRY OF INTELLIGENCE/PT. OF HOUSE/SHAWAR JHARKHAND/RAJAT/GOVT.	ajayg@pfms.gov.in	1	123456789	Already Registered

About Us | Site Map | Privacy Policy | Contact Us | © 2018 Public Financial Management System. All Rights Reserved.

**Public Financial Management System-PFMS**  
O/o Controller General of Accounts, Ministry of Finance

Financial Year: 2021-2022

**FIDO Finger Enrollment And User Registration**  
Download FIDO Based Fingerprint Enrollment Application | Download FIDO Device Firmware

User Type: Select  
User Group: Select  
Login Id:   
OR  
Login Id:   
Search

**Error**

User Already Exist with This Device

OK

About Us | Site Map | Privacy Policy | Contact Us | © 2018 Public Financial Management System. All Rights Reserved.

**3. For PAO User:** PAO will be able to see the screen and the respective DDO will come in the dropdown values. All the process will be same for registration, Exemption and Unmapping as mentioned above for the DDO Users.



**4. For PrAO User:** PrAO will be able to see the screen and the respective PAO will come in the dropdown values. All the process will be same for registration, Exemption and Unmapping as mentioned above for the DDO Users.

**5. For CCA User:** CCA will be able to see the screen and the respective PrAO will come in the dropdown values. All the process will be same for registration, Exemption and Unmapping as mentioned above for the DDO Users.

**6. For Root User:** Root user will be able to see the screen and in the dropdown of User Type root user will get two values i.e., CCA and root, it means root user has the authority to register the CCA and himself. When root user selects the CCA in User Type then Root also need to select the values from Controller, User Status and login ID drop down of the CCA for which FIDO registration need to be done. After the selection of the CCA all the necessary details of the CCA will be shown on the screen in the table form with first name, last name, designation, email ID and phone number etc. If Root user select the root in User type, then his/her own detail will come on the screen. Screenshot are attached for the reference:

The screenshot displays the PFMS interface for FIDO Finger Enrollment and User Registration. The header includes the PFMS logo and the text 'Public Financial Management System-PFMS' and 'O/o Controller General of Accounts, Ministry of Finance'. The sidebar on the left contains a list of navigation links: Home, Budget, FMS Reports, User Details, Masters, FMS Transaction, Payments, Deposits, Reports, Masters, and Search. The main content area is titled 'FIDO Finger Enrollment And User Registration' and includes a subtitle 'Download FIDO Based Fingerprint Enrollment Application | Download FIDO Device Firmware'. Below the subtitle, there are three dropdown menus: 'User Type', 'User Status', and 'Login ID'. A 'Search' button is located below these dropdowns. The 'Records' table is currently empty.

**Public Financial Management System-PFMS**  
O/o Controller General of Accounts, Ministry of Finance

10/10/2018, Revised Master  
User Type: DDO  
Financial Year: 2018-2019  
10/10/2018 AM

**FIDO Finger Enrollment And User Registration**  
Download FIDO Based Fingerprint Enrollment Application | Download FIDO Device Firmware

User Type: --Select--  
User Status: --Select--  
Login Id: --Select--  
OR  
Begin Id: --Select--

**Search**

**Records**

SNo	Login Id	First Name	Last Name	Designation	Email Id	Phone Number	Mobile Number	DDO Name	PAO Name	Finger Registered	Device Serial No	Action
1	100001	RAJESH	KUMAR	Under Secretary	rajesh.kumar@pfms.gov.in	9122561431	9122561431	SECTION OFFICER, ACCOUNTS & FINANCE DEPT. OF RAJYAS, SHARDA SHARDA SHARDA NEW DELHI	PAO (Self), Ministry of Finance, New Delhi			<b>Register</b>

About Us | Site Map | Privacy Policy | Contact Us | © 2018 Public Financial Management System All rights Reserved.

Rest the process will be same for Exemption and unmapping as mentioned above for the DDO users.

### Multiple Role Tagging:

Menu → Masters → FIDO Multi Role Registration

In PFMS user can be assigned with multiple roles, so new screen has been implemented for the multiple roles tagging in PFMS system. Multiple role tagging will be applicable for only those who has been already registered with FIDO. For multiple roles tagging user must approach his/her respective approving authority. Screenshots are attached for the reference.



**FIDO Finger Enrollment And User Registration**

Login Id:\*

OR

Device Serial No.\*

Search

As shown in above screen user will enter the login id or device serial number for multiple roles tagging.

**FIDO Finger Enrollment And User Registration**

Login Id: \* mandal

OR

Device Serial No:\*

Search

Records

SNo	Login Id	First Name	Last Name	Designation	E mail Id	Phone Number	Mobile Number	DDO Name	PAO Name	Finger Registered	Action
1	mandal	mandal		under secretary	mandalmandal@nic.in	01220054007		SECTION OFFICER, MINISTRY OF ENERGY DEPTT. OF POWER, MINISTRIE (POWER) DEPARTMENT, NEW DELHI	mandal, Mandal	0	Already Registered

Add Role

As shown in above screen, details will come in the grid form and user need click on the 'Add Role' button.



**PFMS Finger Enrollment And User Registration**

Login Id:

OR

Device Serial No:

SNo	Login Id	First Name	Last Name	Designation
1	sample	sample	sample	Under Secretary

User Type:

Login Id:

OR

Login Id:

No Record Found

PAO Name	Finger Registered	Action
IN CHARGEMENT OF POWER, BENG	Sample, Ministry of Power, New Delhi	<input type="button" value="Assign"/>

As shown in above screen, a pop-up will come on the screen and user need to select the details of user for which he/she is doing the multiple roles tagging.

**PFMS Finger Enrollment And User Registration**

Login Id:

OR

Device Serial No:

User Type:

Login Id:

OR

Login Id:

SNo	Login Id	First Name	Last Name	Designation	Email Id	Phone Number	Mobile Number	DDO Name	PAO Name	Finger Registered	Action
1	govt222	C.D.2000		Under Secy	Indranil.Govt222@	01127782365		MINISTRY OF POWER, BENGALURU	Sample, Ministry of Power, New Delhi		<input type="button" value="Register"/>

Finger Registration with DDO

POP-UP FOR SUCCESSFUL FINGER REGISTRATION

Successful Chatter

Reports

User Numbers

Bank

Register / Track Status

As shown in above screen, again pop up will come mentioning the details and user needs to click on the 'Register' button so that the user can be tagged to the multiple roles. After clicking on the register button, a pop will come on the screen mentioning registration successful and after receiving this pop-up user will be successfully registered for another role.

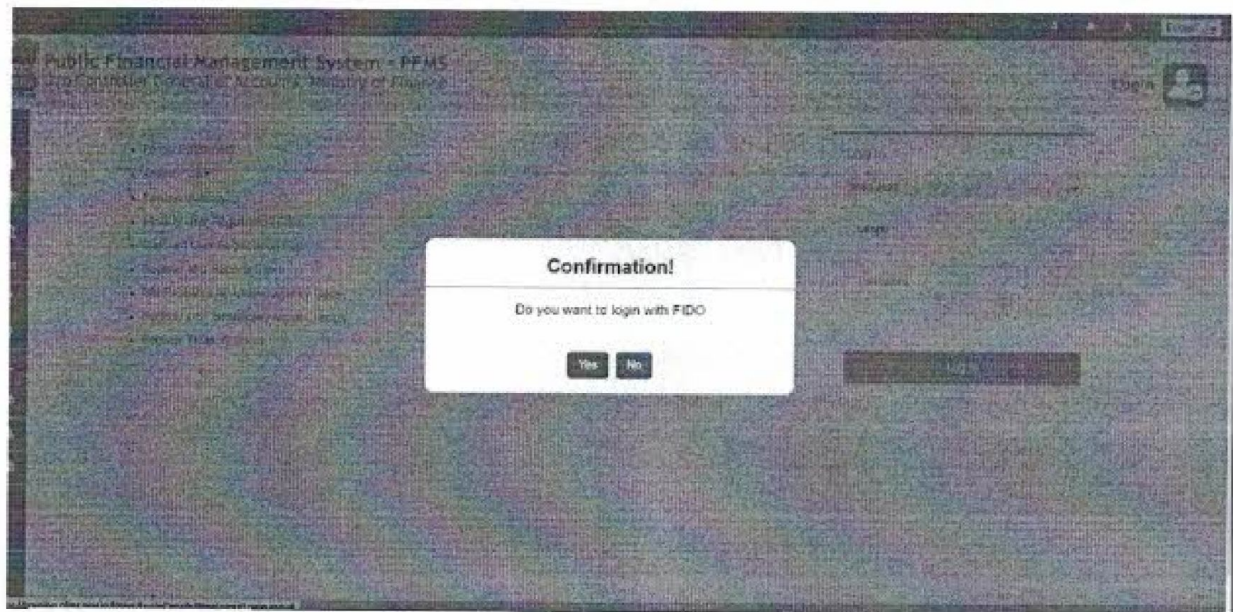




### DSC Configured User login with FIDO

If a user is authorized signatory for DSC operations. User will select Internet Explorer for sign-in to PFMS. Here if user is enrolled for FIDO, user cannot allow to login via Internet explorer as internet explorer does not support FIDO. In this case a pop-up will appear on the screen and user can select either want to go with FIDO or login without FIDO for DSC operations.

If user is enrolled for DSC operations in PFMS and try to login then a pop up will prompt for user.





The specifications and product link to purchase the device are as follows:

**Product:** FIDO2 Security Key (Q4 Category)

**Parameters on GeM:**

- a) Function: FIDO2, FIDO U2F
- b) Browser: Chrome, Firefox, Edge, Safari
- c) Warranty: 1 Year

**GeM Product Link:** <https://mkp.gem.gov.in/fido2-security-key/ensuritys-fin-auth-fido2-biometric-security-key/p-5116877-63052101604-cat.html>