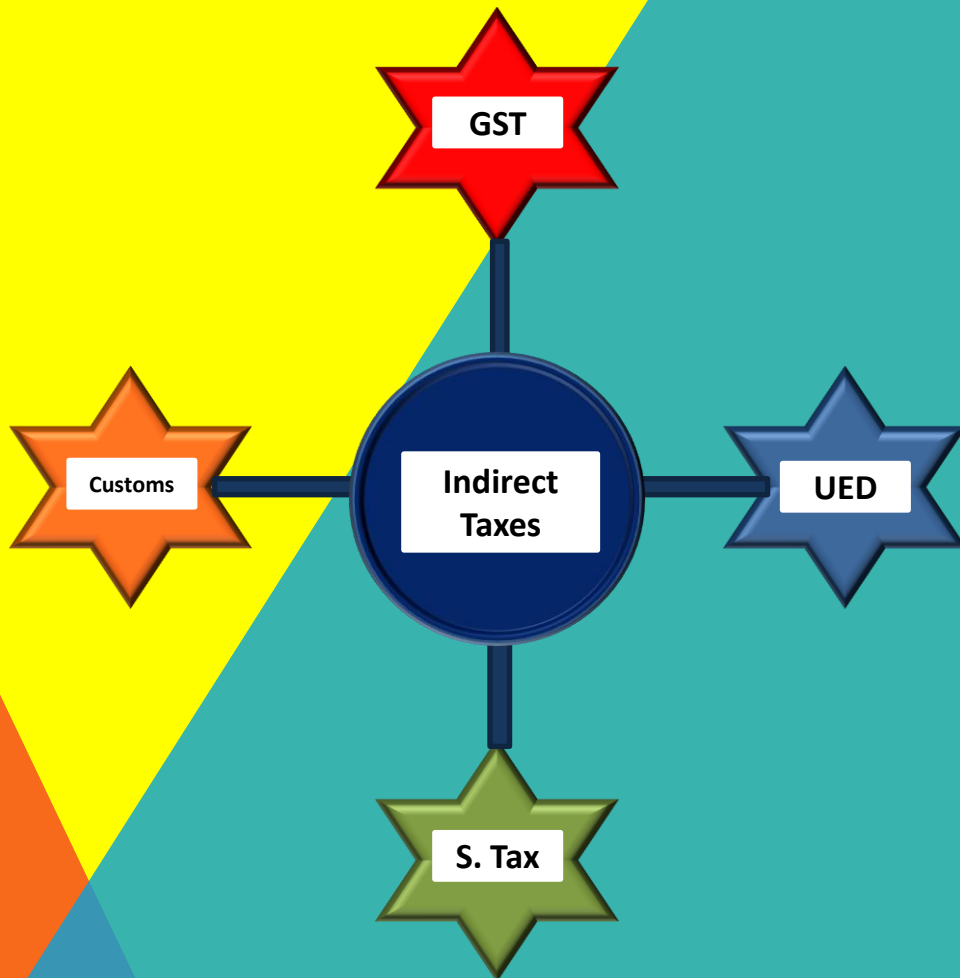




AN OVERVIEW OF INDIRECT TAXES

APRIL, 2022



PRINCIPAL CHIEF CONTROLLER OF ACCOUNTS
CENTRAL BOARD OF INDIRECT TAXES AND CUSTOMS
DEPARTMENT OF REVENUE
MINISTRY OF FINANCE

INDEX

Sl. No.	Contents	Page
1	Executive Summary	1-3
2	Budget Estimate F.Y. 2022-23 Graph	4
3	Cumulative Collection April 2022	5-6
4	Gross Indirect tax collections April 2022	7
5	Net Indirect tax collections April 2022	8
6	GST Net Collection & Refund April 2022	9-10
7	Non GST Net Collection & Refund April 2022	11-12
8	GST Net Collection Comparison of Last Three Years	13
9	Non GST Net Collection Comparison of Last Three Years	14
10	0005-CGST Collections for Month wise 2022-23 & 2021-22	15-16
11	0005-CGST Refunds for Month wise 2022-23 & 2021-22	17
12	0007-UTGST Collections for Month wise 2022-23	18-19
13	0007-UTGST Refunds for Month wise 2022-23	20
14	0008-IGST Collections for Month wise 2022-23 & 2021-22	21-22
15	0008-IGST Refunds for Month wise 2022-23 & 2021-22	23
16	0009-Compensation Cess collection for Month wise 2022-23 & 2021-22	24-25
17	0009-Compensation Cess Refunds for Month wise 2022-23 & 2021-22	26
18	0037-Custom Collections for Month wise 2022-23 & 2021-22	27-28
19	0037-Custom Refunds for Month wise 2022-23 & 2021-22	29
20	0038-U.E.D. Collections for Month wise 2022-23 & 2021-22	30-31
21	0038-U.E.D. Refunds for Month wise 2022-23 & 2021-22	32
22	0044-Service Tax Collections for Month wise 2022-23 & 2021-22	33-34
23	0044-Service Tax Refunds for Month wise 2022-23 & 2021-22	35
24	0005-CGST: Head wise Breakup of Collections	36
25	0007-UTGST: Head wise breakup of Collections	37
26	0008-IGST: Head wise Breakup of Collections	38
27	0009-Compensation Cess: Head wise Breakup of Collections	39
28	0037-Custom Duty : Head wise Breakup of Collections	40-42
29	0038-U.E.D. : Head wise Breakup of Collections	43-45
30	0044-Service Tax : Service wise Collections	46-52
31	GST Refunds Report for Month wise 2022-23	53
32	0008-IGST Regular Settlement (Towards Centre & States)	54
33	0008-IGST Regular Settlement (States/UT wise)	55-56
34	0008-IGST Advance Apportionment month wise	57
35	0008-IGST Advance Apportionment (State/UT wise)	58-59
36	Indirect tax collections for April 2022 (Statement-I)	60

INDIRECT TAX COLLECTION

April, 2022

Executive Summary

Gross Collections

- Gross collection of Indirect Taxes (including GST) during **April, 2022** is **Rs. 1,38,585.08 crore** in comparisons to **Rs. 1,24,341.93 crore** during COPPY, showing a growth of **11.45%**. Out of the Total Gross collection, the share of **CGST** is **Rs. 33,152.25 crore**, **UTGST (OT)** is **Rs. 19.14 crore**, **IGST** is **Rs. 81,893.43 crore**, **Compensation Cess** is **Rs. 10,619.43 crore**, **Custom Duty** is **Rs 12,614.37 crore**, **UED** is **Rs. 175.17 crore** and **Service Tax** is **Rs. 111.29 crore**.

Net Collections (Total)

- Net collection during **April, 2022** is **Rs. 96,463.98 crore** as compared to **Rs. 87,613.45 crore** during COPPY showing a growth of **10.10%**. The net collection is **7.25%** of the B.E. of **Rs. 13,30,000 crore**.

Custom Duty (Net)

- Net collection during **April, 2022** is **Rs. 10,365.87 crore** which is **4.87%** of B.E.

Customs Duty drawback and Refund

- The Custom duty drawback & Refund payments during **April, 2022** are **Rs. 2,248.50 crore**. (17.82% of Gross Collections)

Union Excise Duty (Net)

- Net collection of Excise Duty during **April, 2022** is **Rs. 96.10 crore** which is **0.03%** of B.E.

Union Excise Duty Refund

- The UED Refund payments during **April, 2022** are **Rs. 79.07 crore**. (45.14% of Gross Collections)

Service-Tax (Net)

- Net collection of Service Tax **during April, 2022** is **Rs. 86.00 crore** which is **4.30% of B.E.**

Service Tax Refund

- The Service Tax Refund payments **during April, 2022** are **Rs. 25.29 crore.** (22.72% of Gross Collections)

CGST (Net)

- Net Collection of CGST **during April, 2022** is **Rs. 64,093.02 crore.** It includes the share of regular Settlements and Advance Apportionment from IGST, added through book adjustments.

UTGST (OT) (Net)

- Net Collection of UTGST (OT) **during April, 2022** is **Rs. 43.00 crore.**

IGST (Net)

- Net collection of IGST **during April, 2022** is **Rs. 11,344.78 crore.** This is after Refunds and monthly regular settlements as well as Advance Apportionments.

Compensation Cess (Net)

- Net (after Refund) collection of Compensation Cess **during April, 2022** is **Rs. 10,435.21 crore.**

Refund of GST

- *An amount of **Rs. 12,831.07 crore** has been paid as GST Refund during April, 2022 with following details:*

○ CGST:	Rs.	2,481.94 crore
○ UTGST (OT)	Rs.	1.35 crore
○ IGST:	Rs.	10,163.56 crore
○ Comp. Cess:	Rs.	184.22 crore

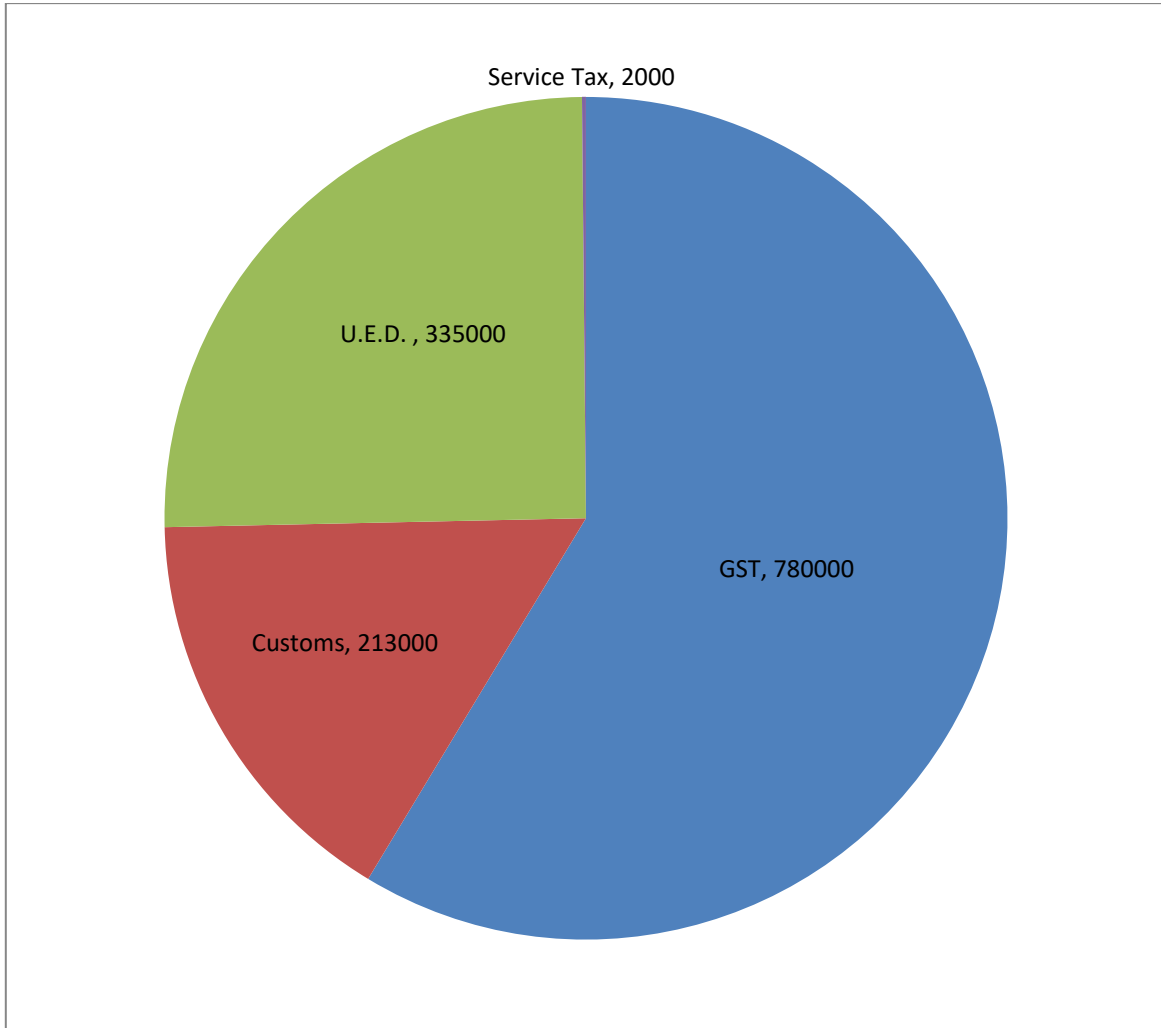
Executive Summary

Budget Estimate F.Y. 2022-23

Micro Perspective:-

1. Total Receipt (Budget Estimate) : -	Rs. 13,30,000 Crores
2. Share of GST Related Taxes : - (% of Total Indirect Taxes): -	Rs. 7,80,000 Crores 58.65 %
3. Share of Custom Related Taxes : - (% of Total Indirect Taxes) :-	Rs. 2,13,000 Crores 16.02 %
4. Share of U.E.D : - (% of Total Indirect Taxes):-	Rs. 3,35,000 Crores 25.19 %
5. Share of Service Tax : - (% of Total Indirect Taxes):-	Rs. 2,000 Crores 0.15 %

Budget Estimate F.Y. 2022-23
(Rs. In Crores)



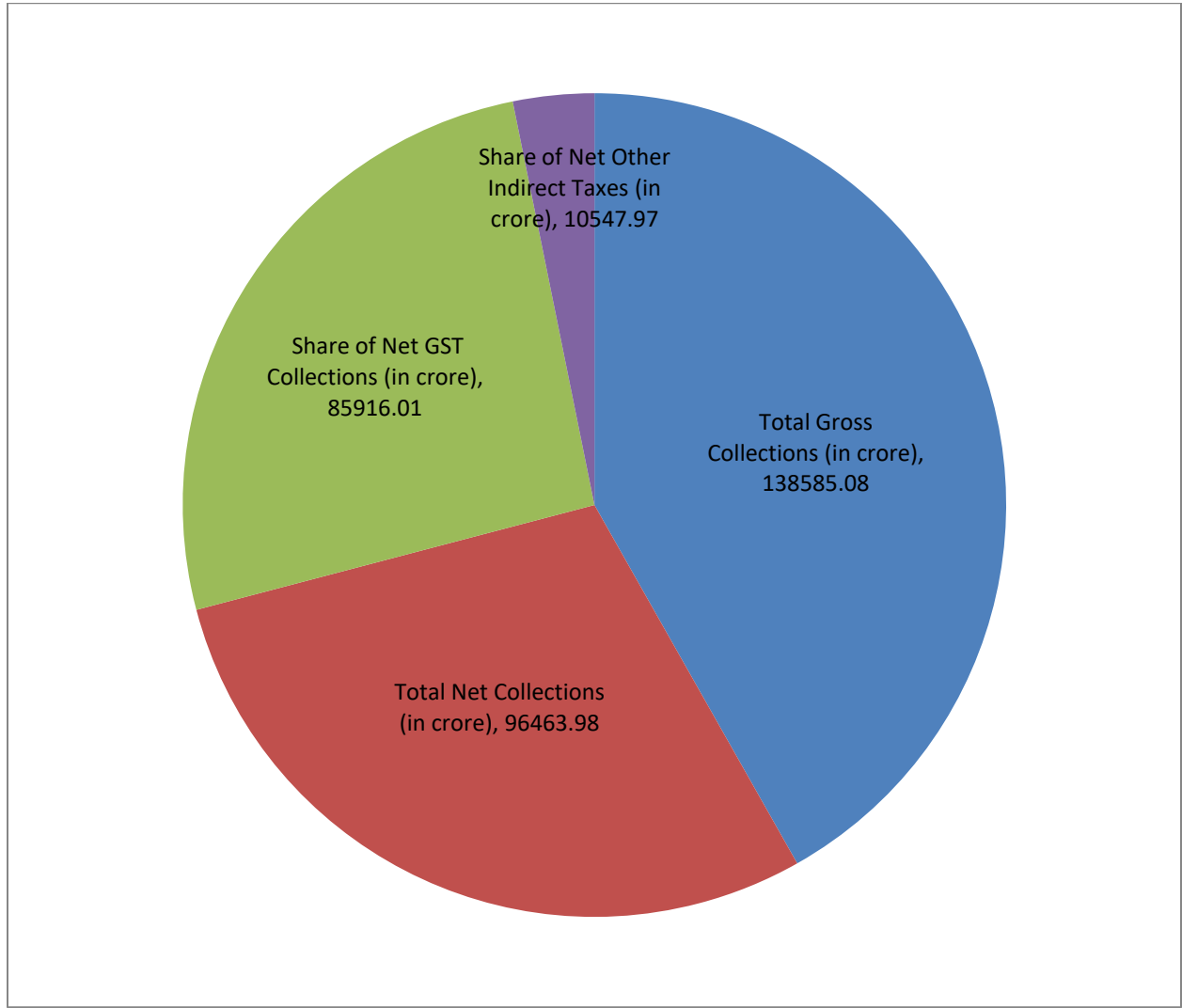
Cumulative Collections during April,2022

Indirect Taxes

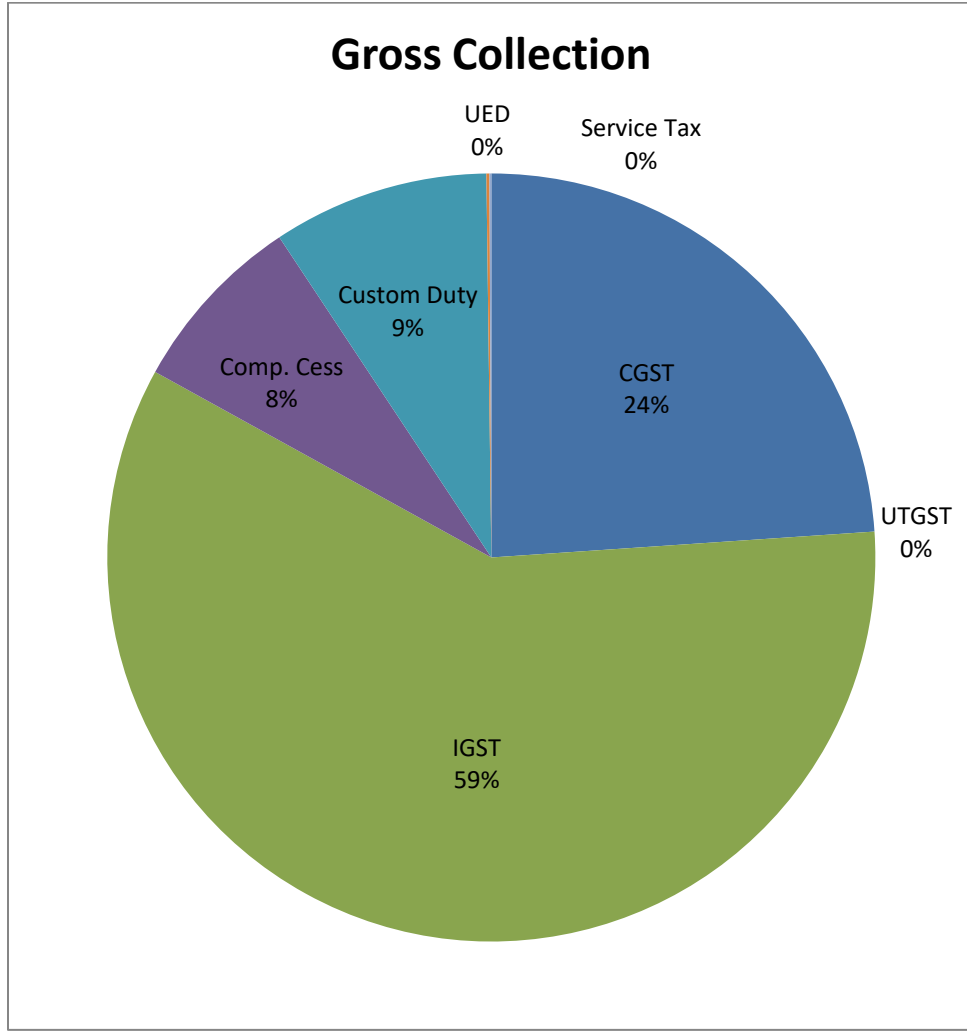
1. Total Gross Collections : - (% of Total B.E.)	Rs. 1,38,585.08 Crores 10.42%
2. Total Net Collections (% of Total B.E.)	Rs. 96,463.98 Crores 7.25%
3. Share of Net GST Collections : - (% of Total B.E.)	Rs. 85,916.01 Crores 11.01 %
4. Share of Net Other Indirect Taxes (% of Total B.E.)	Rs. 10,547.97 Crores 1.92%

Cumulative Collections during April 2022

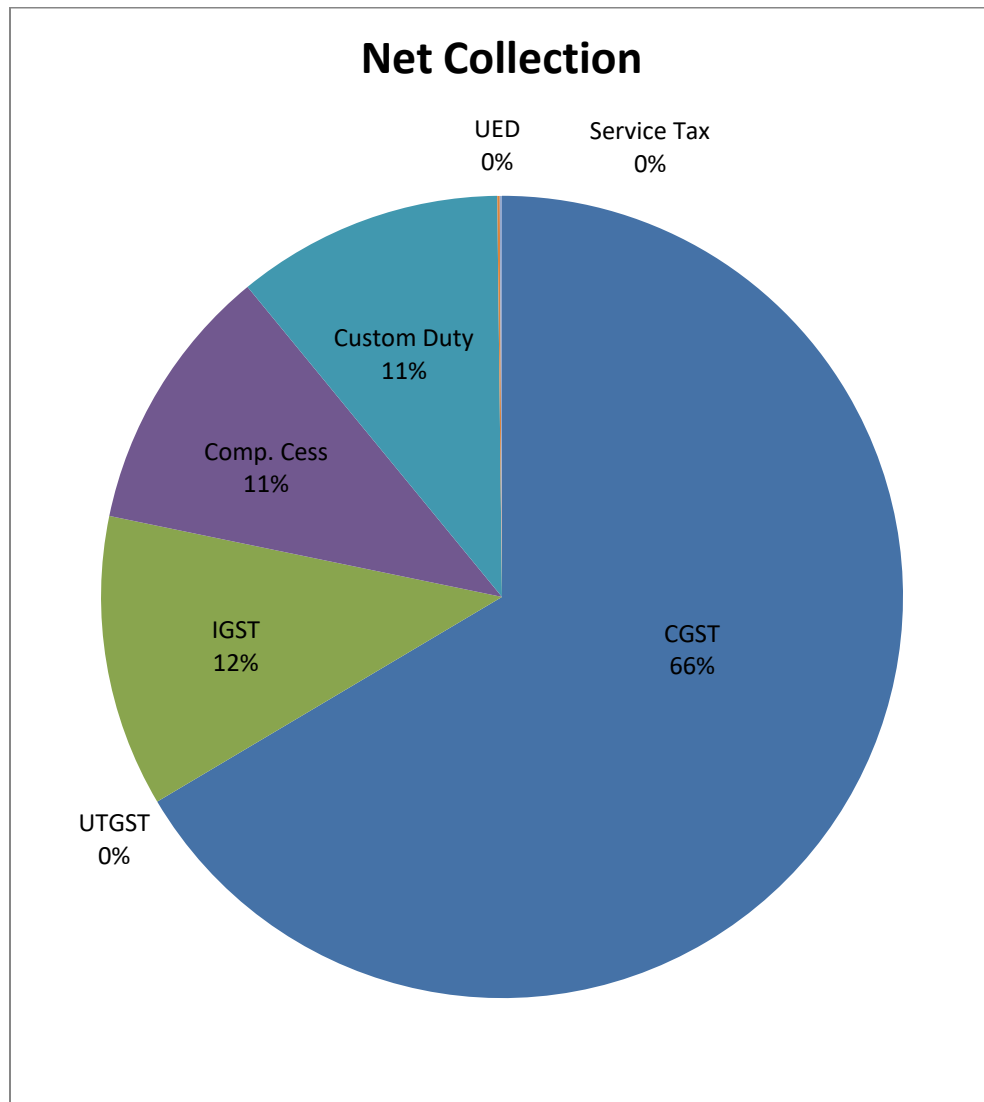
Indirect Taxes (Rs. In Crores)



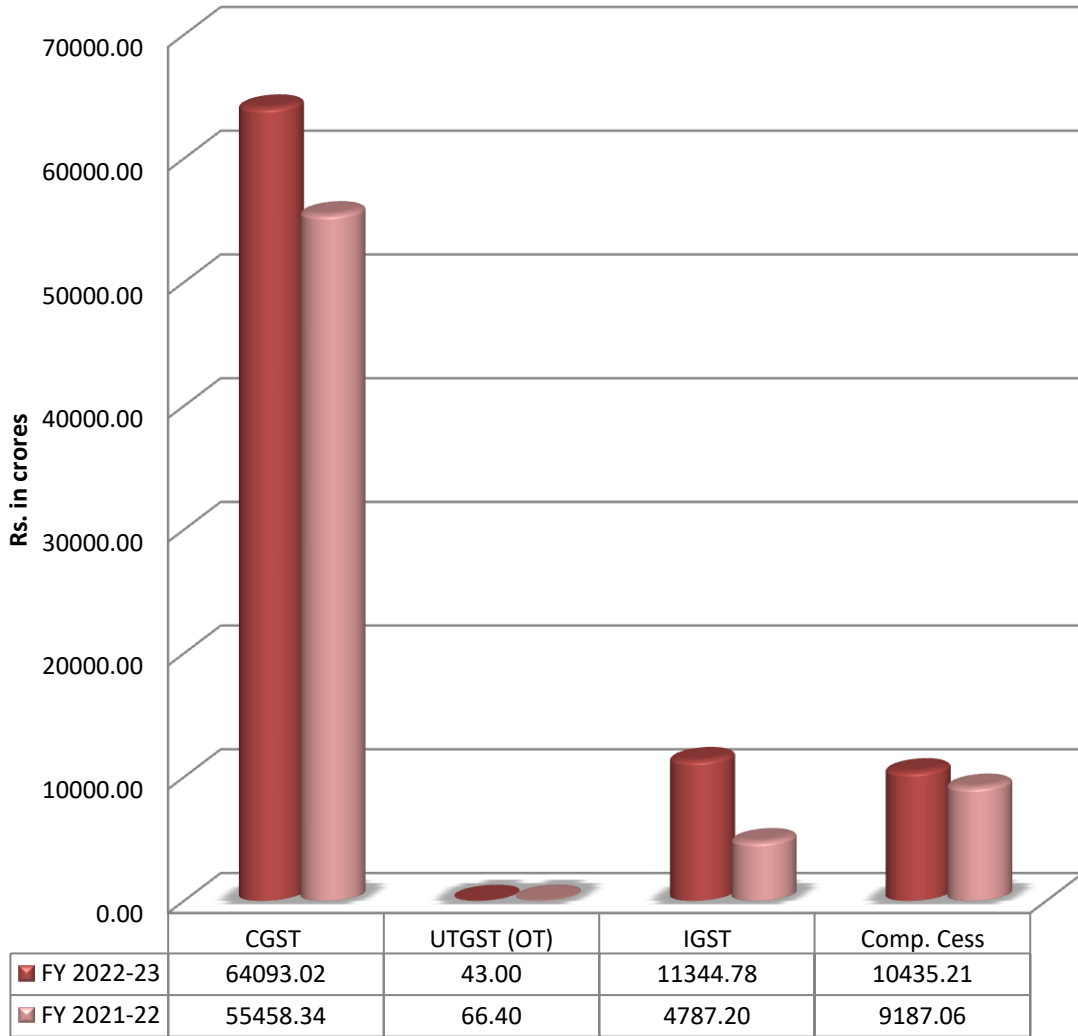
Indirect Taxes
Gross Collection at a glance
(During April , 2022)



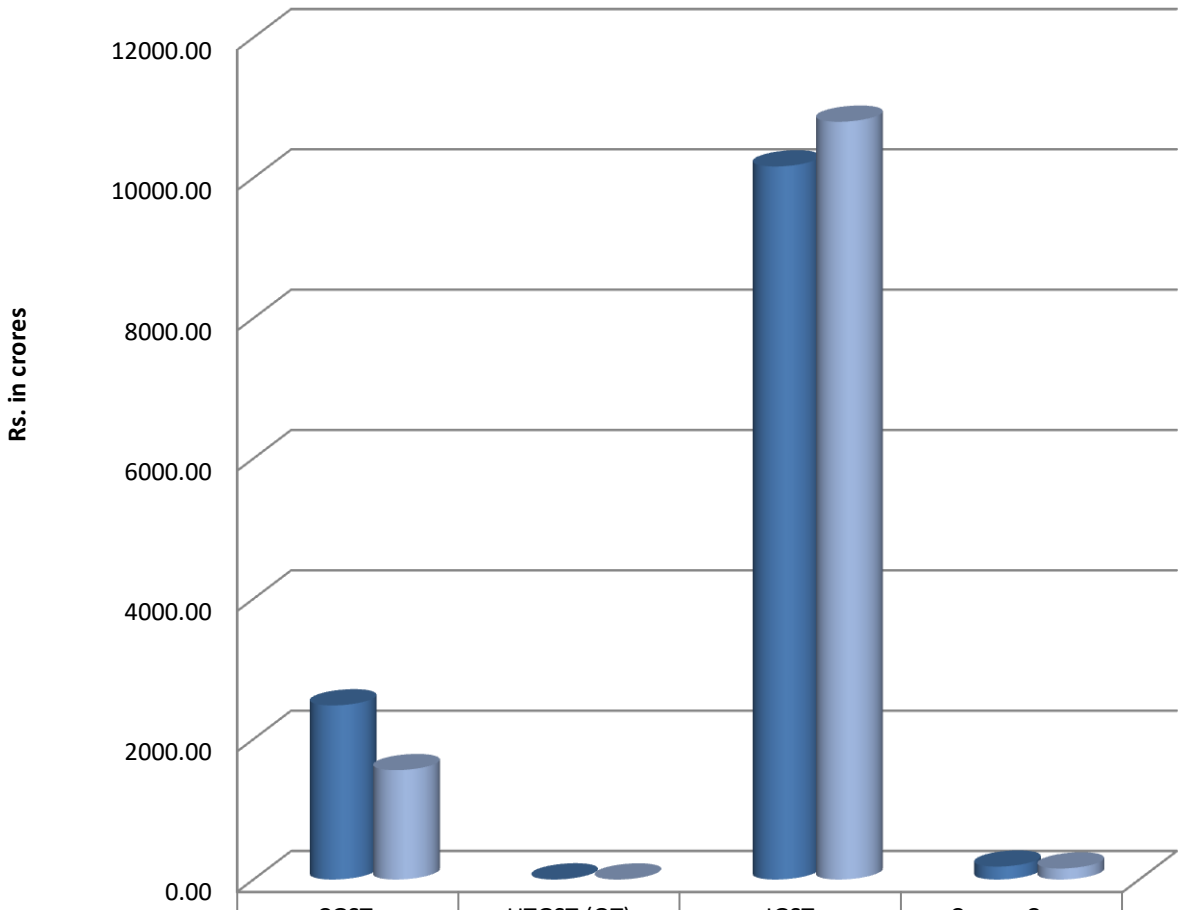
Indirect Taxes
Net Collection at a glance
(During April , 2022)



GST Net Collections April 2022

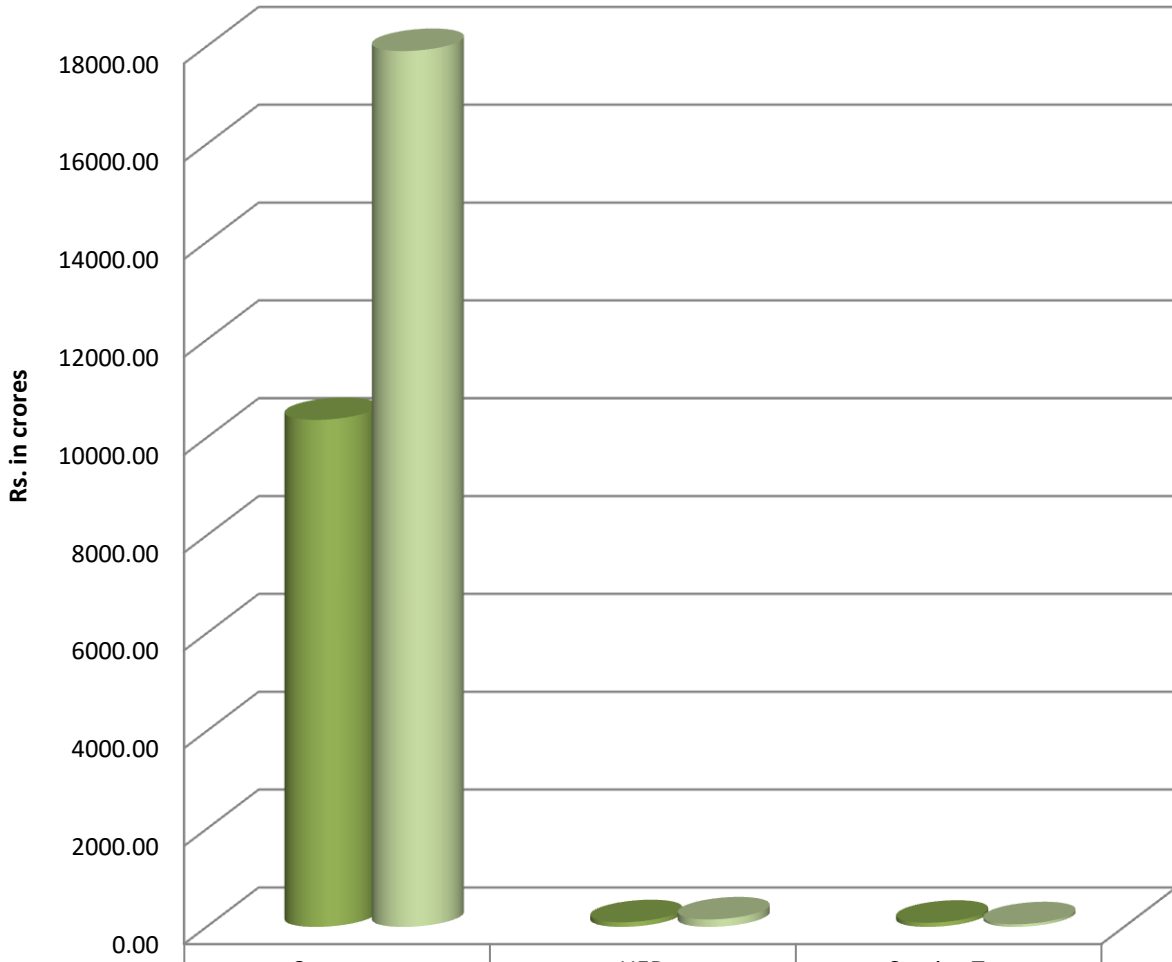


GST Refund April 2022



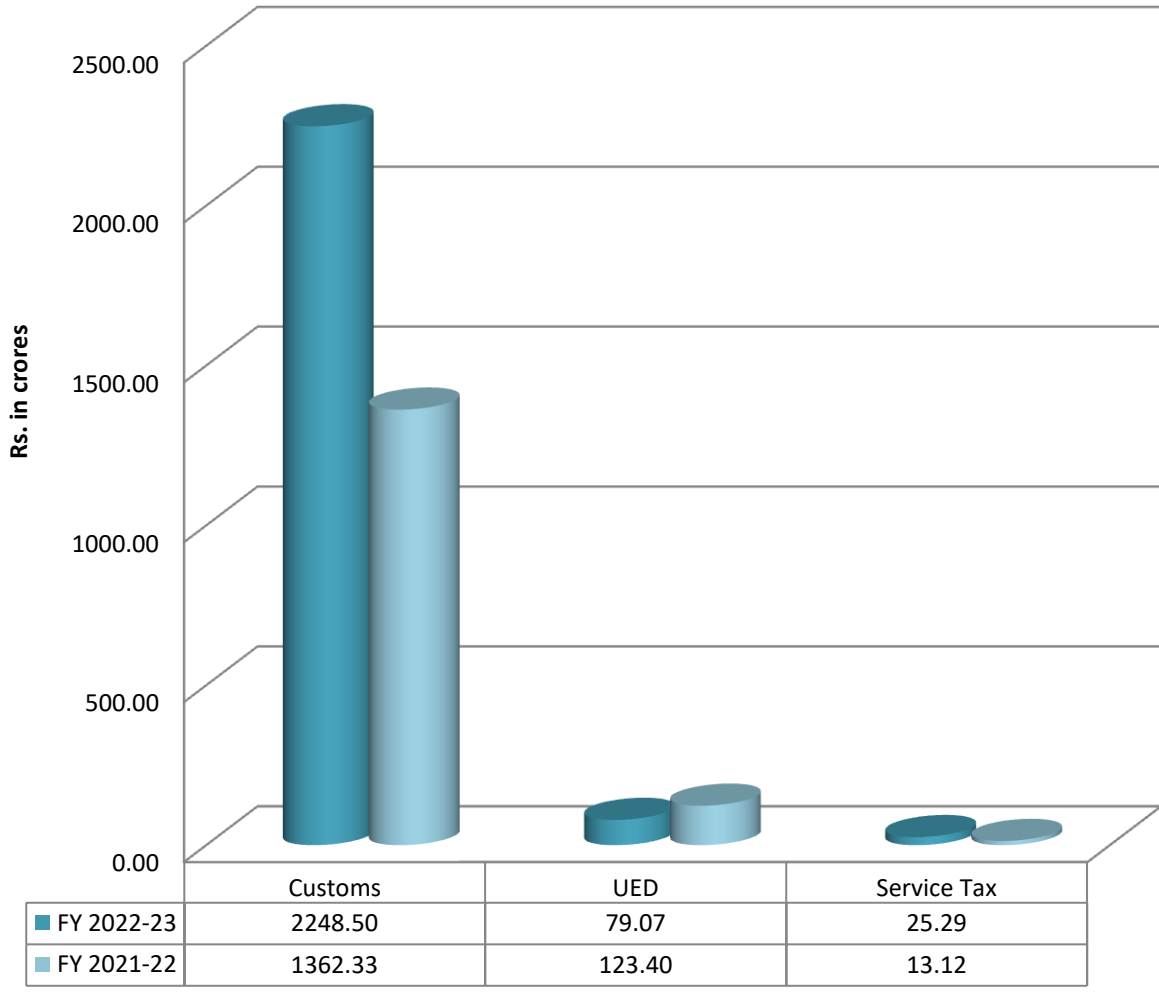
	CGST	UTGST (OT)	IGST	Comp. Cess
FY 2022-23	2481.94	1.35	10163.56	184.22
FY 2021-22	1558.87	0.00	10800.43	157.19

Non GST Net Collection April 2022

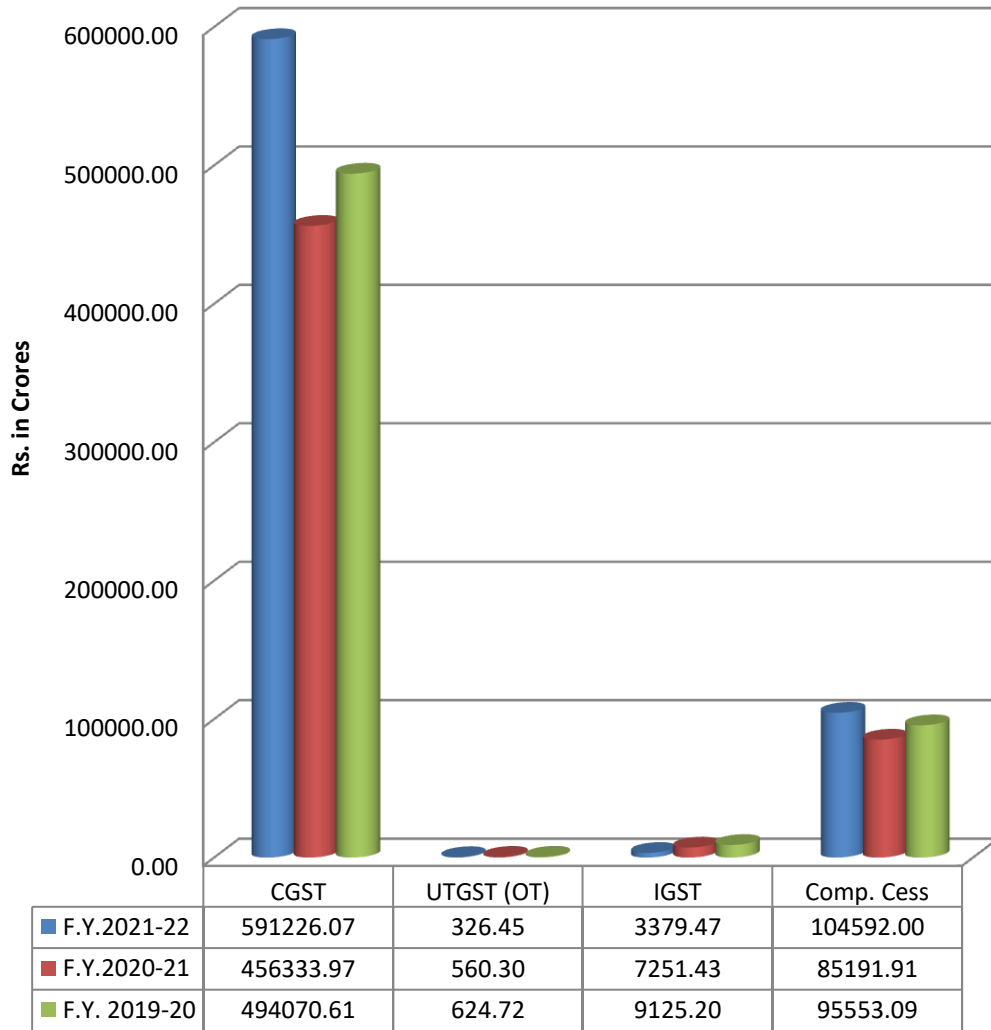


	Customs	UED	Service Tax
FY 2022-23	10365.87	96.10	86.00
FY 2021-22	17906.07	153.86	54.52

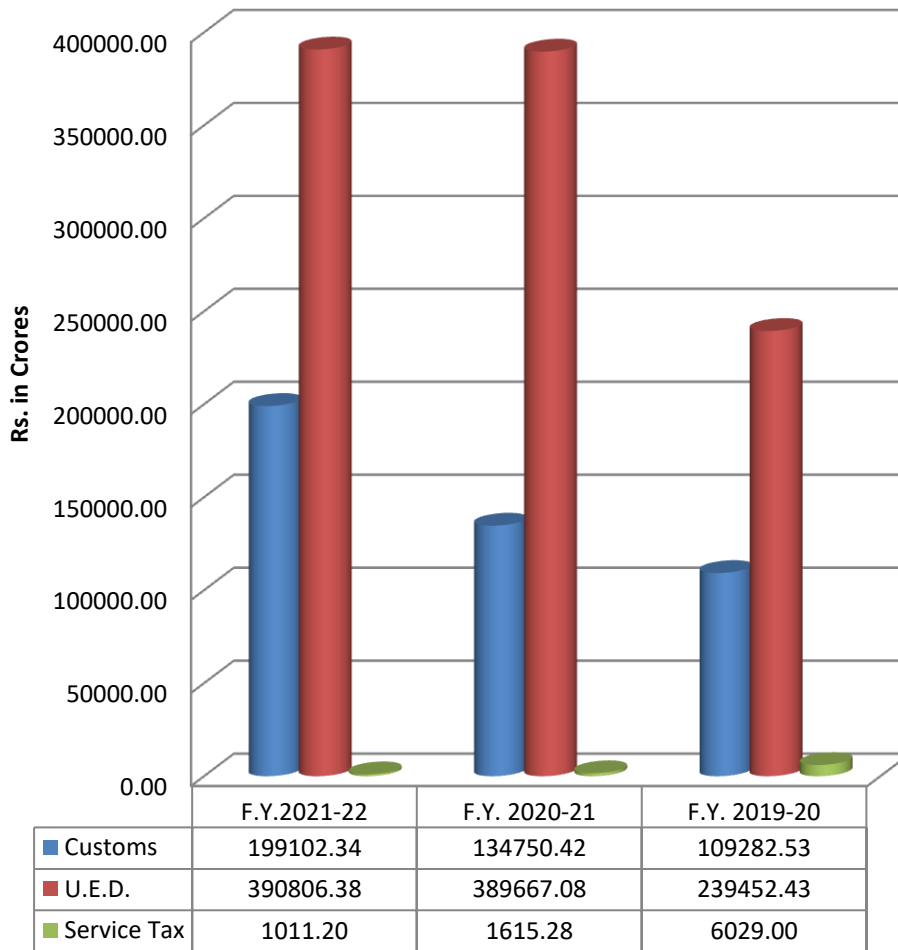
Non GST Refund April 2022



GST Net Collection Comparison of Last Three Years



Non GST Net Collection Comparison of Last Three Years

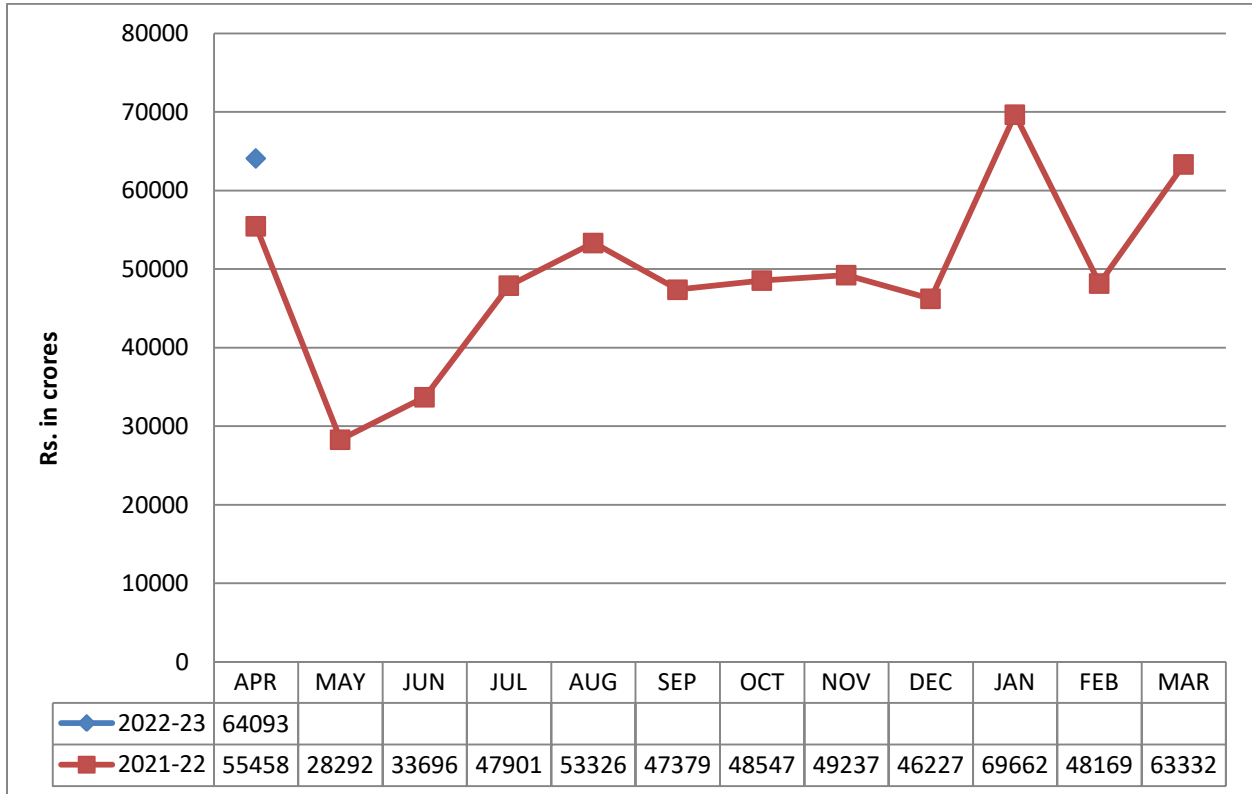


Monthly Collection
Central Goods & Service Tax (Gross & Net)

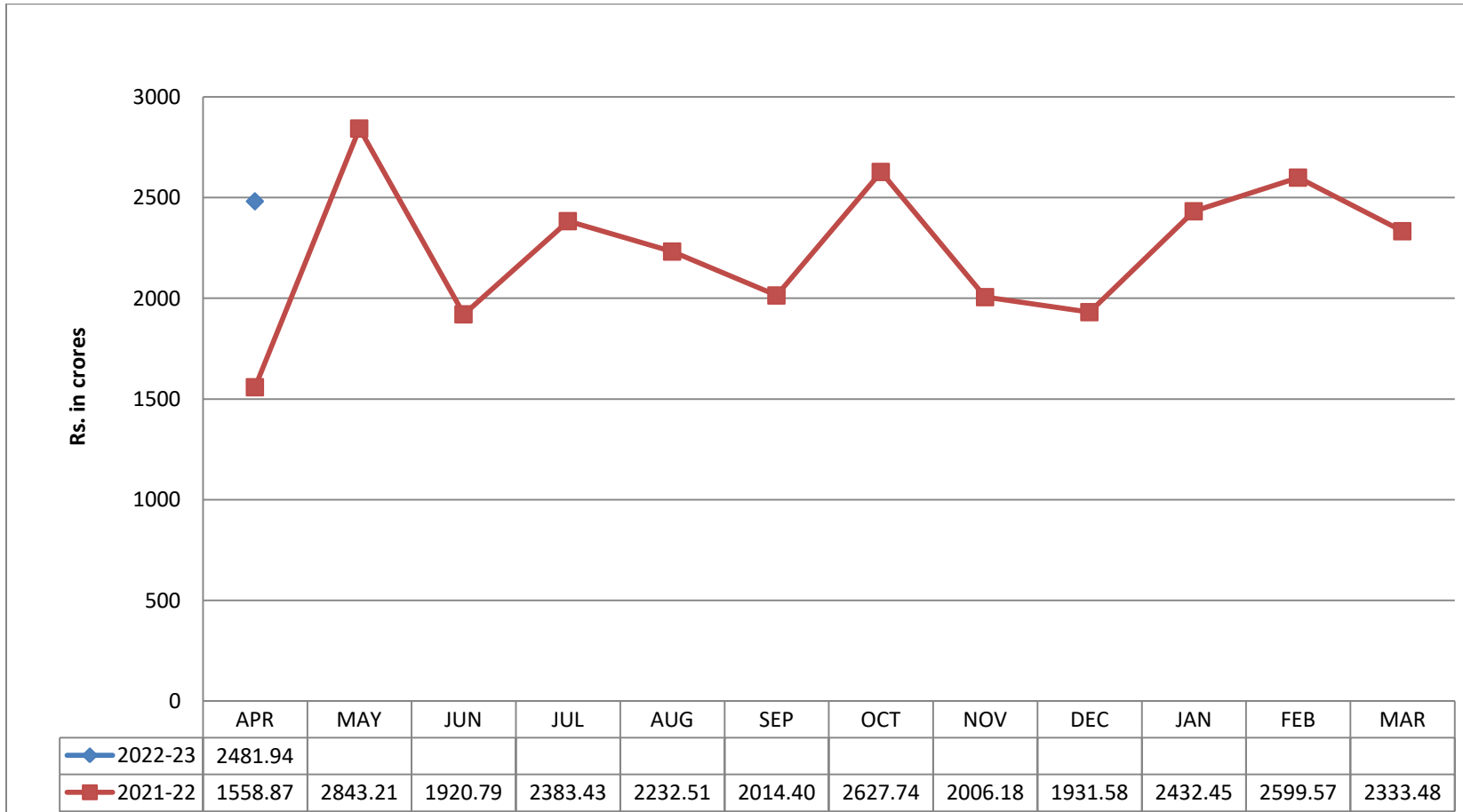
(Rs. In crore)

Budget Estimate		2022-23				2021-22			
		BE Rs. 6,60,000		RE		BE Rs. 5,30,000		RE Rs. 5,70,000	
Sl. No.	Month	Gross		Net		Gross		Net	
		Monthly	Progressive	Monthly	Progressive	Monthly	Progressive	Monthly	Progressive
1	April	33,152	33,152	64,093	64,093	27,832	27,832	55,458	55,458
2	May					16,120	43,952	28,292	83,750
3	June					16,332	60,284	33,696	1,17,446
4	July					22,197	82,481	47,901	1,65,347
5	August					20,516	1,02,997	53,326	2,18,673
6	September					20,581	1,23,578	47,379	2,66,052
7	October					23,864	1,47,442	48,547	3,14,599
8	November					23,970	1,71,412	49,237	3,63,836
9	December					22,591	1,94,003	46,227	4,10,063
10	January					24,869	2,18,872	69,662	4,79,725
11	February					24,422	2,43,294	48,169	5,27,894
12	March					25,849	2,69,143	63,332	5,91,226

CGST (Net) Monthly Trends of Collections



CGST (Refund) Monthly Trends



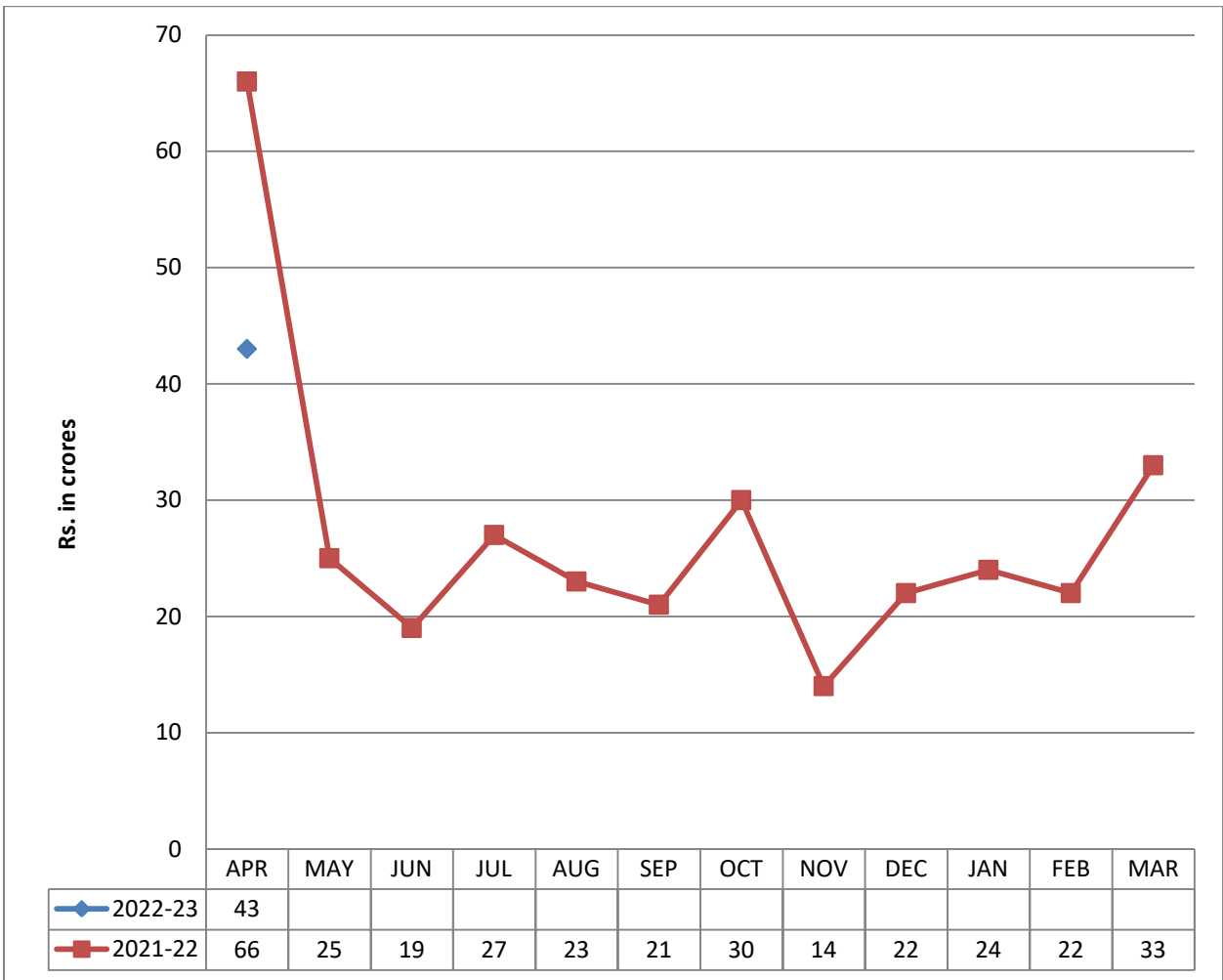
Monthly Trends of Collection
UTGST (OT) Gross & Net
(Rs. in crore)

Budget Estimate	2022-23		2021-22	
	BE	Rs. 0.00	BE	Rs. 0.00
RE	Rs. 0.00	RE	Rs. 0.00	

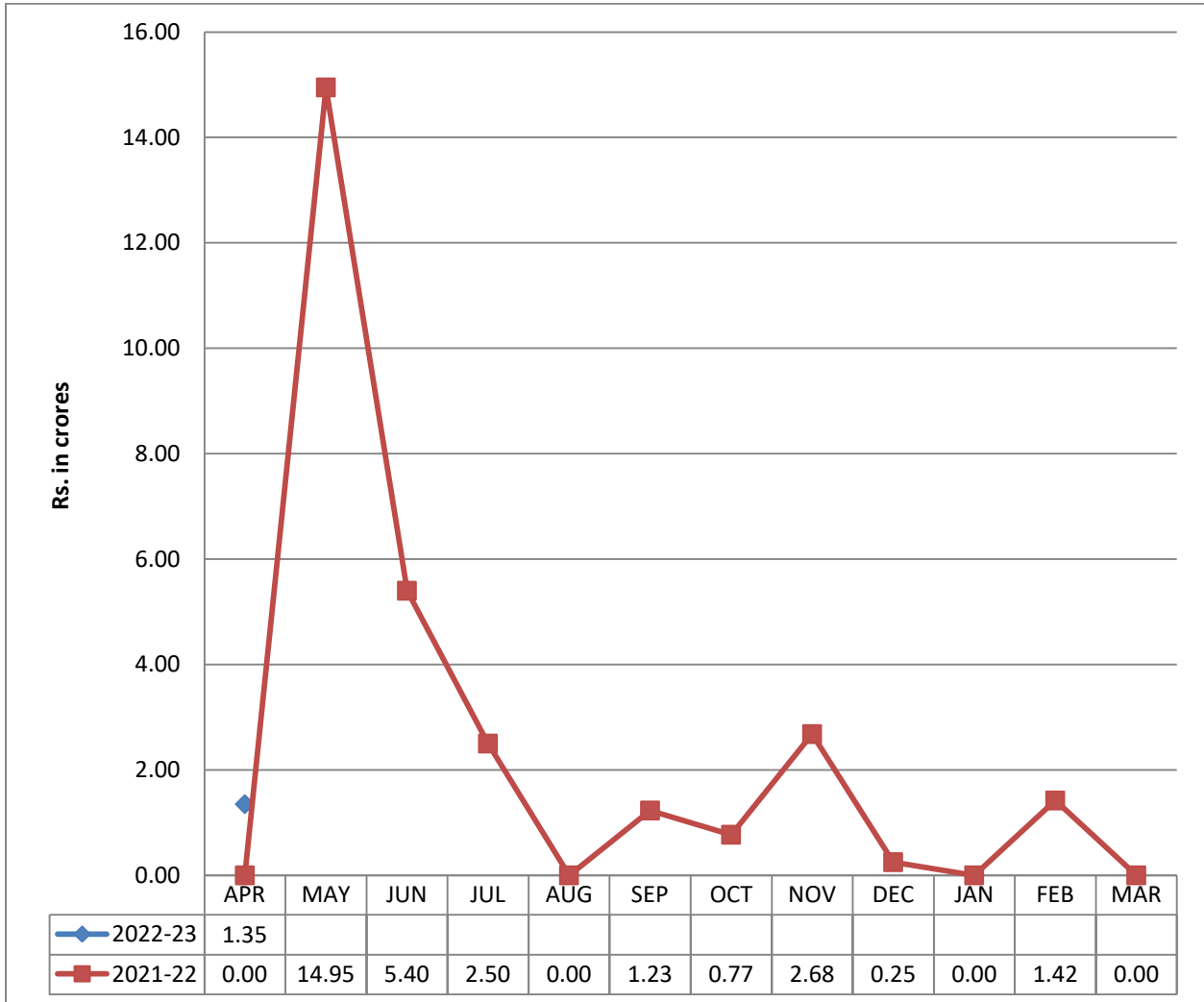
Sl. No	MONTH	Gross		Net		Gross		Net	
		Monthly	Progressive	Monthly	Progressive	Monthly	Progressive	Monthly	Progressive
1	April	19	19	43	43	24	24	66	66
2	May					8	32	25	91
3	June					8	40	19	110
4	July					9	49	27	137
5	August					7	55	23	160
6	September					10	65	21	181
7	October					10	75	30	211
8	November					3	78	14	225
9	December					11	89	22	247
10	January					15	104	24	271
11	February					9	113	22	293
12	March					13	126	33	326

Note: UTGST (Other Territory) collections are those collections for which the place of supply is the territorial water beyond 14 nautical miles in the shore area of India.

UTGST (OT) (Net) Monthly Trend of Collection



UTGST (OT) (Refund) Monthly Trends

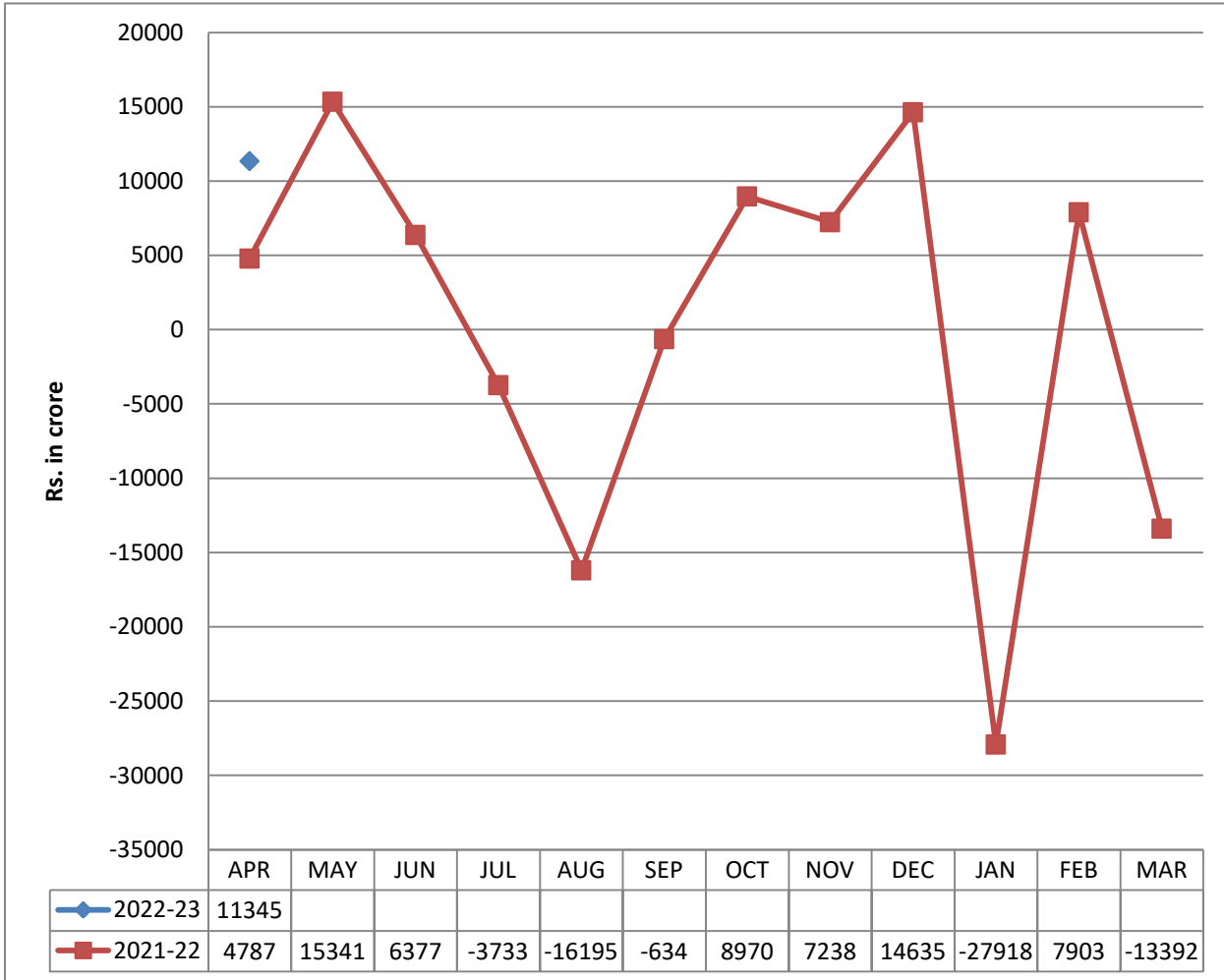


**Monthly Collection
Integrated Goods & Service Tax (Gross &Net)**

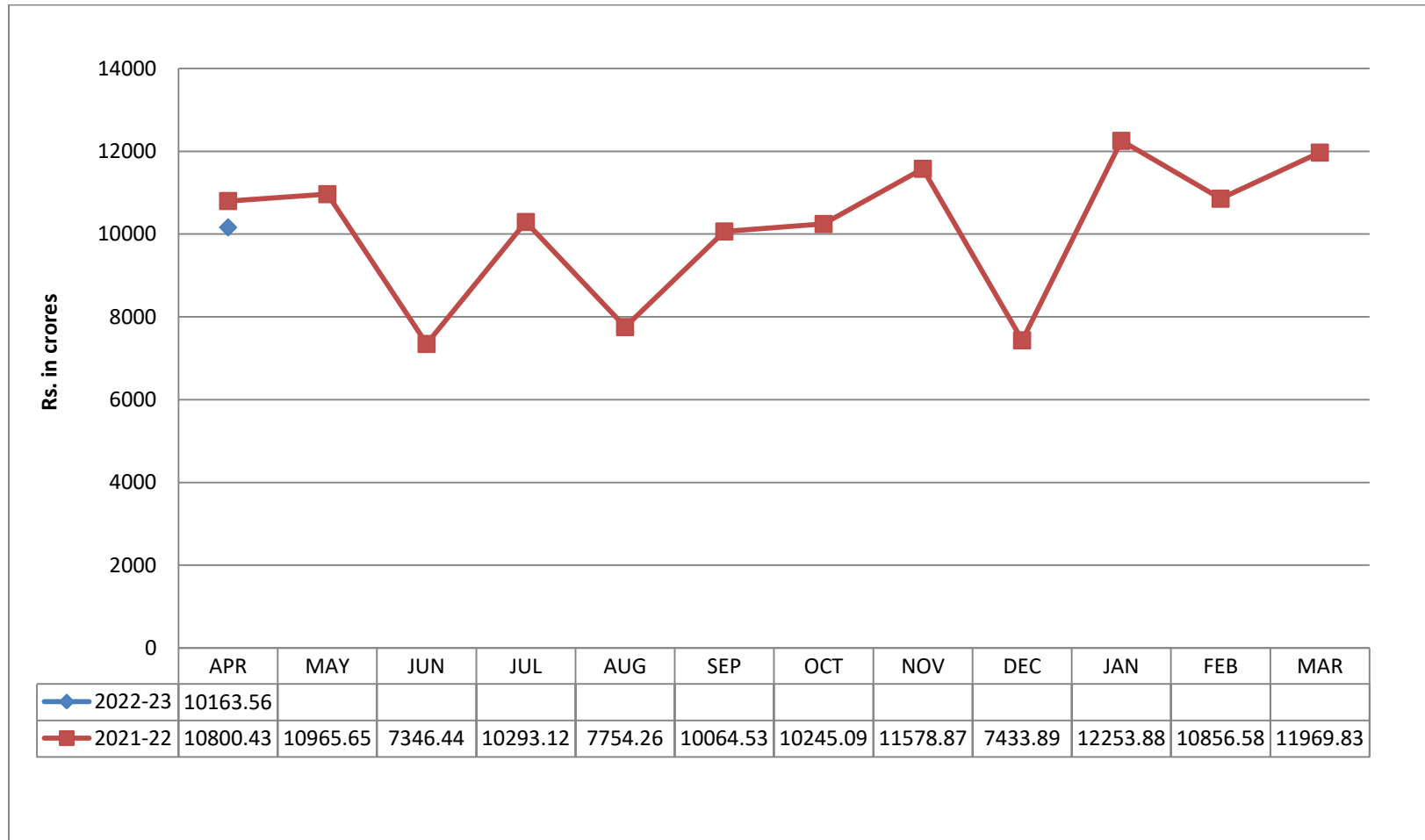
(Rs. in crore)

Budget Estimate		2022-23				2021-22			
		BE RE		Rs. 0.00 Rs. 0.00		BE RE		Rs. 0.00 Rs. 0.00	
Sl. NO	MONTH	Gross		Net		Gross		Net	
		Monthly	Progressive	Monthly	Progressive	Monthly	Progressive	Monthly	Progressive
1	April	81,893	81,893	11,345	11,345	67,529	67,529	4,787	4,787
2	May					52,973	1,20,502	15,341	20,128
3	June					49,948	1,70,450	6,377	26,505
4	July					58,747	2,29,197	-3,733	22,772
5	August					57,741	2,86,938	-16,195	6,577
6	September					62,383	3,49,321	-634	5,943
7	October					68,919	4,18,240	8,970	14,913
8	November					68,744	4,86,984	7,238	22,151
9	December					68,739	5,55,723	14,635	36,786
10	January					73,241	6,28,964	-27,918	8,868
11	February					67,016	6,95,980	7,903	16,771
12	March					73,427	7,69,407	-13,392	3,379

IGST (Net) Monthly Trends of Collection



IGST (Refund) Monthly Trends

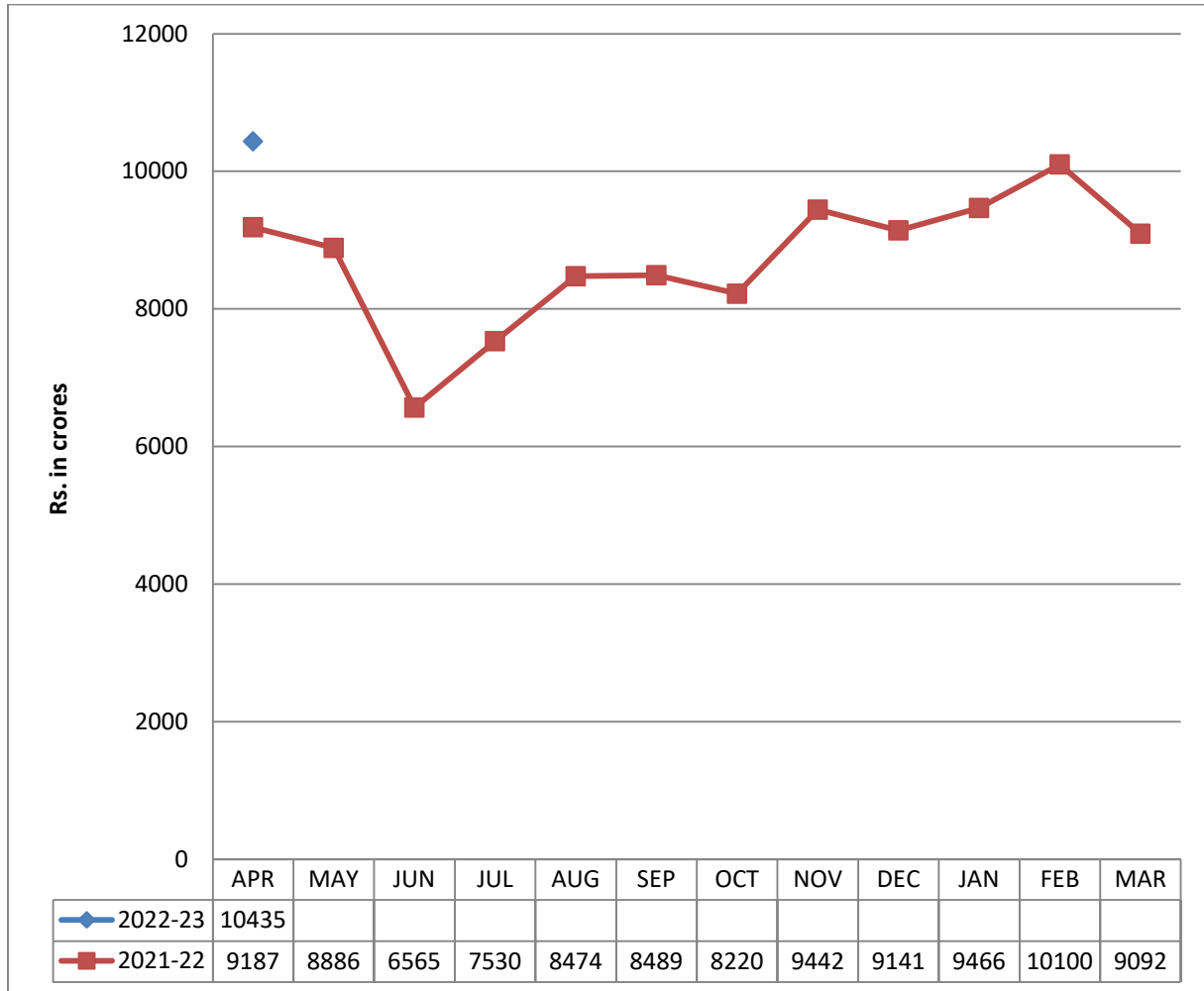


**Monthly Collection
Compensation Cess (Gross & Net)**

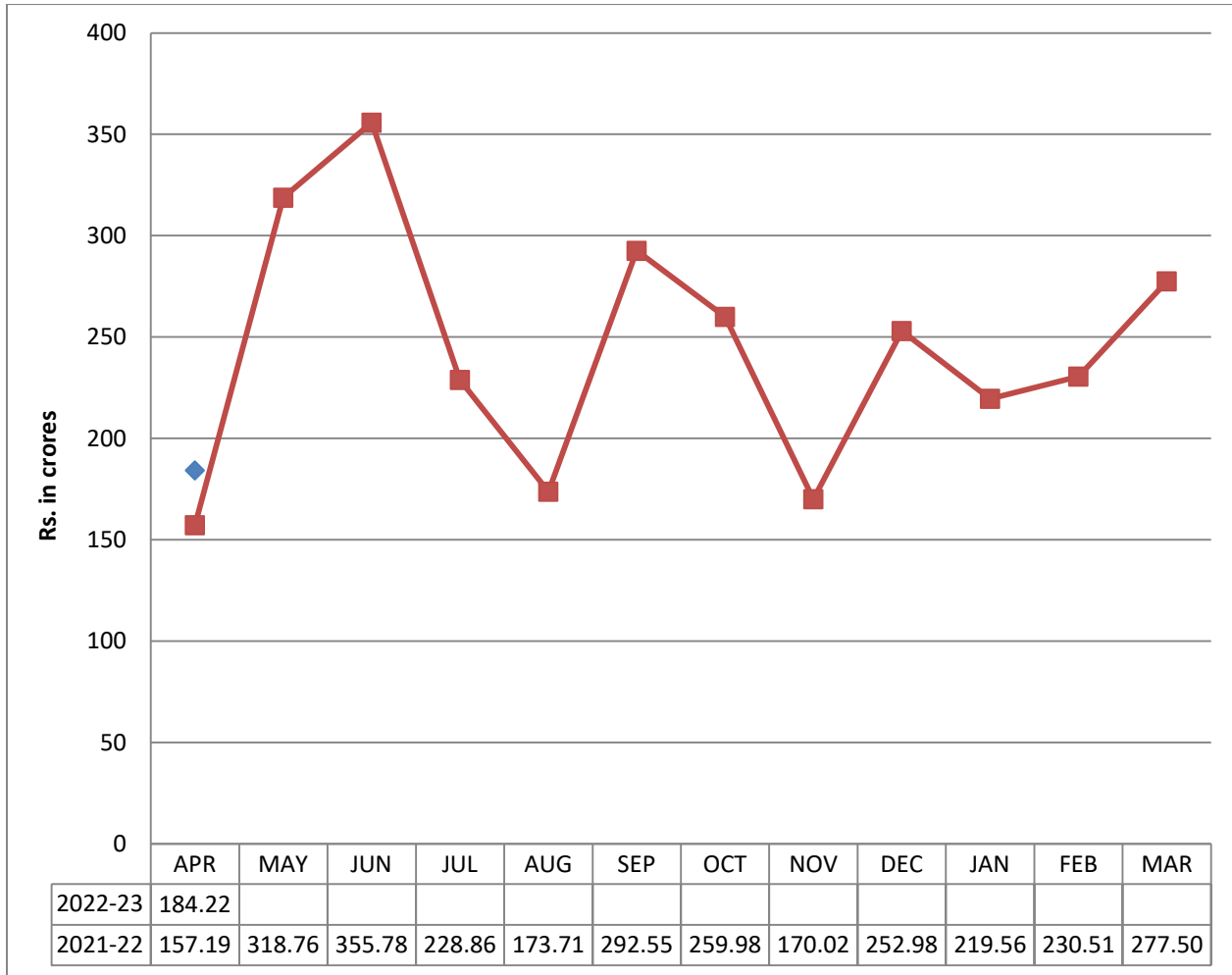
(Rs. in crore)

Budget Estimate		2022-23				2021-22			
		BE RE		RS.1,20,000 Rs.		BE RE		RS. 1,00,000 Rs. 1,05,000	
Sl. No.	MONTH	Gross		Net		Gross		Net	
		Monthly	Progressive	Monthly	Progressive	Monthly	Progressive	Monthly	Progressive
1	April	10,619	10,619	10,435	10,435	9,344	9,344	9,187	9,187
2	May					9,205	18,549	8,886	18,073
3	June					6,921	25,470	6,565	24,638
4	July					7,759	33,229	7,530	32,168
5	August					8,647	41,876	8,474	40,642
6	September					8,782	50,658	8,489	49,131
7	October					8,480	59,138	8,220	57,351
8	November					9,612	68,750	9,442	66,793
9	December					9,394	78,144	9,141	75,934
10	January					9,685	87,829	9,466	85,400
11	February					10,330	98,159	10,100	95,500
12	March					9,370	1,07,529	9,092	1,04,592

Compensation (Net) Monthly Trends of Collection



Compensation (Refund) Monthly Trends

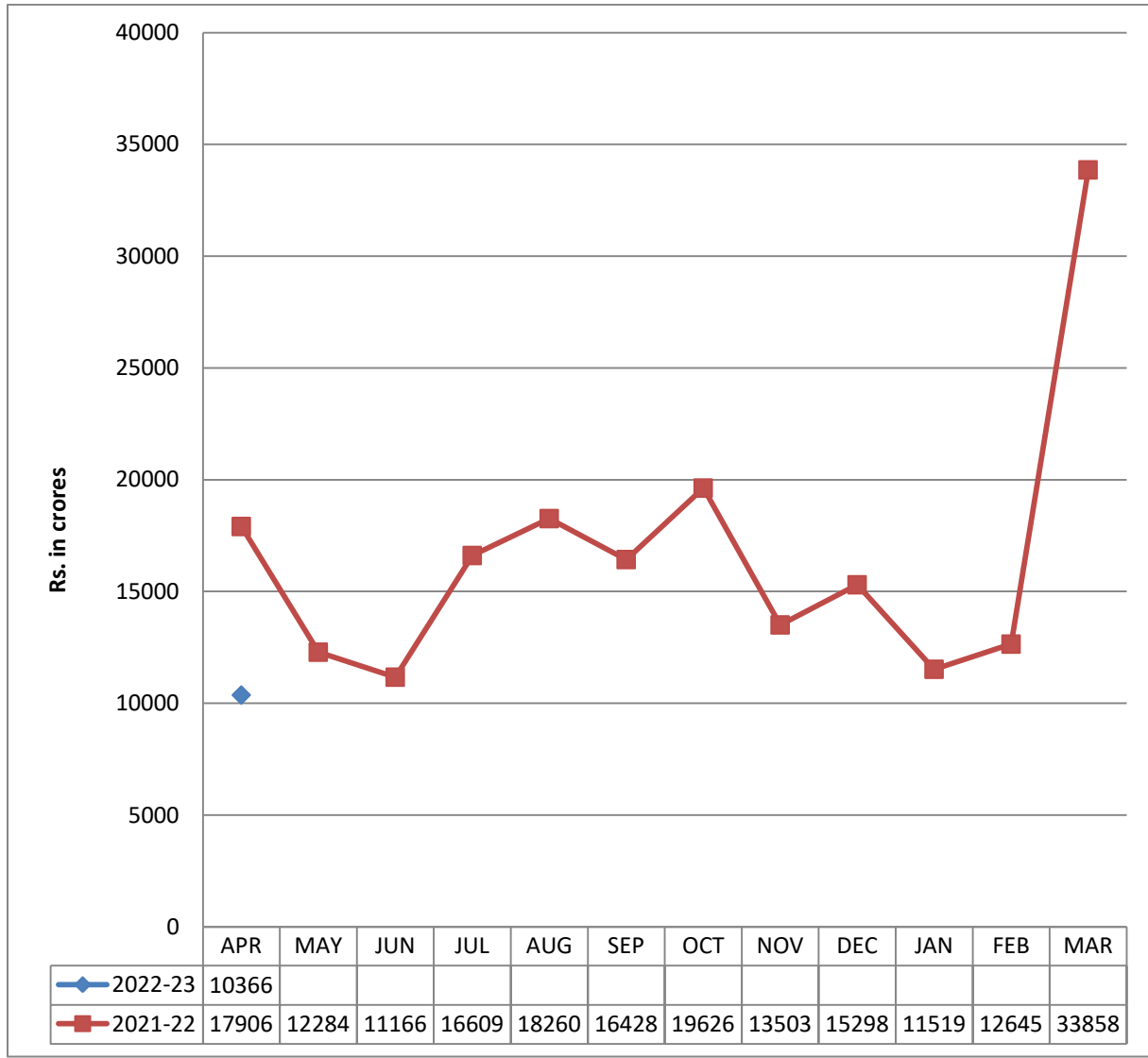


**Monthly Collection
Customs Duty (Net)**

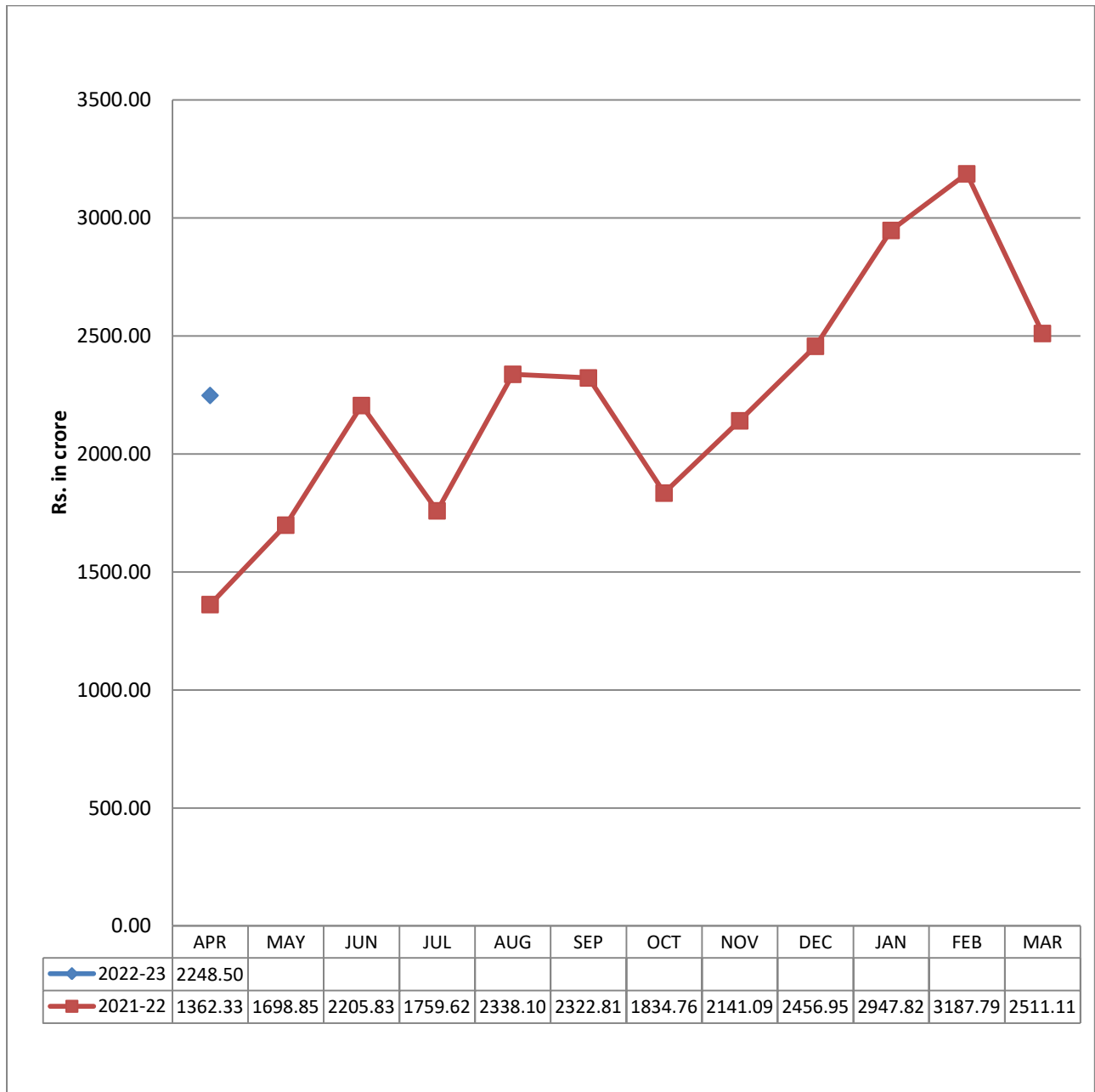
(Rs. in crore)

Budget Estimate		2022-23		2020-21	
		BE RE	Rs. 2,13,000	BE RE	Rs. 1,36,000 Rs. 1,89,000
Sl. NO	MONTH	Monthly	Progressive	Monthly	Progressive
1	April	10,366	10,366	17,906	17,906
2	May			12,284	30,190
3	June			11,166	41,356
4	July			16,609	57,965
5	August			18,260	76,225
6	September			16,428	92,653
7	October			19,626	1,12,279
8	November			13,503	1,25,782
9	December			15,298	1,41,080
10	January			11,519	1,52,599
11	February			12,645	1,65,244
12	March			33,858	1,99,102

Custom Duty (Net)
Monthly Trends of Collection



Custom Duty (Refund) Monthly Trends

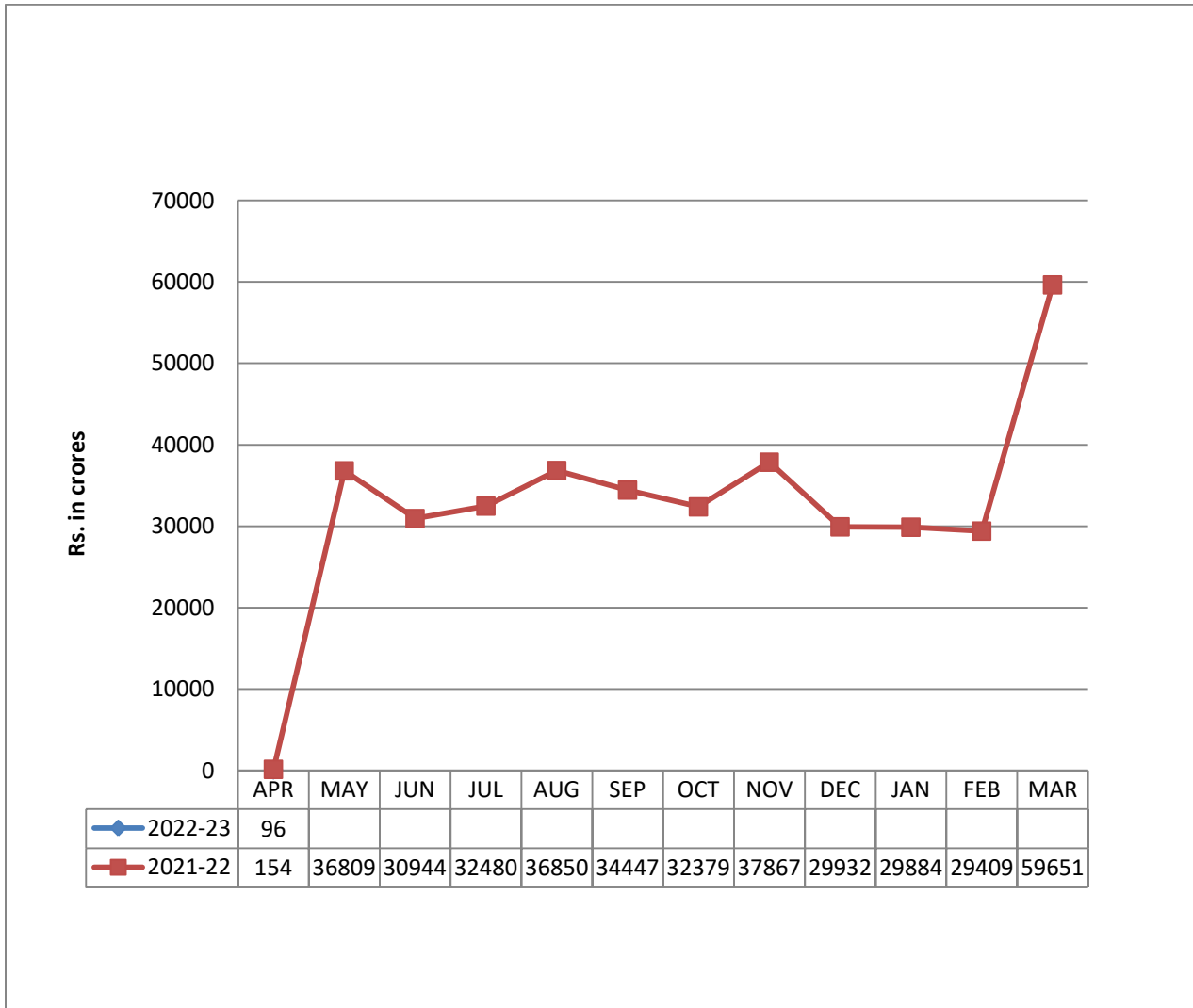


**Monthly Collection
Union Excise Duty (Net)**

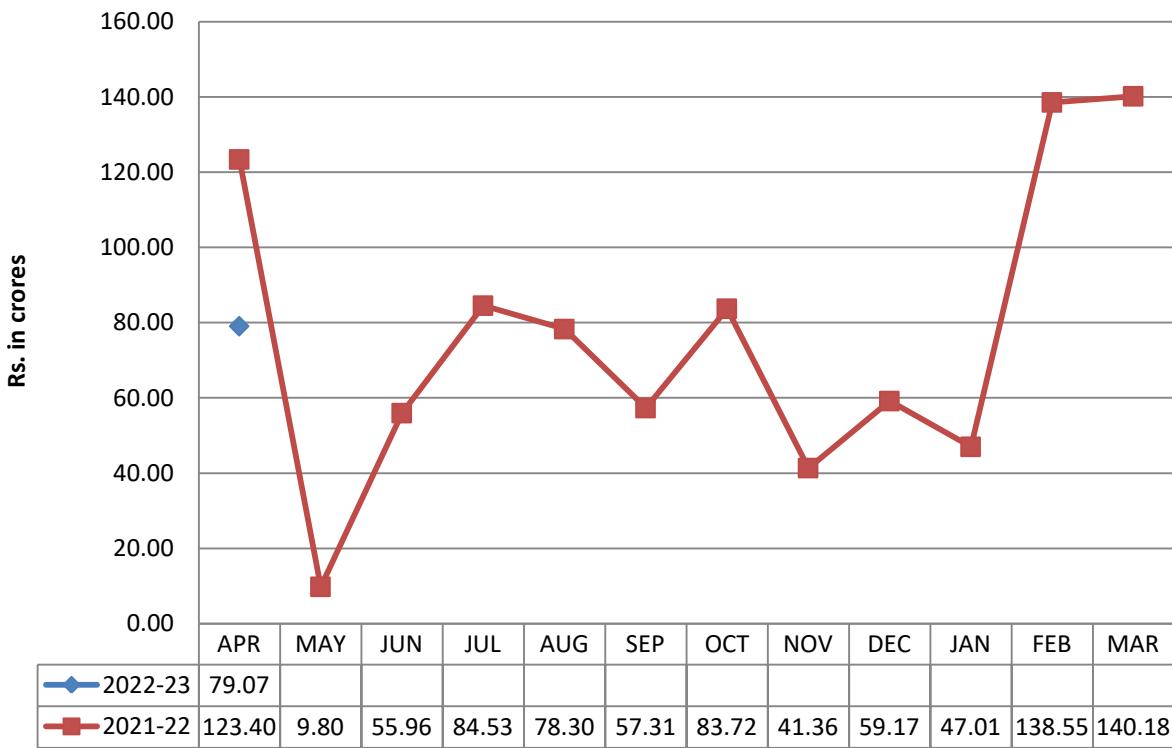
(Rs. in crore)

Budget Estimate		2022-23		2021-22	
		BE RE	Rs. 3,35,000	BE RE	Rs. 3,35,000 Rs. 3,94,000
Sl. NO	MONTH	Monthly	Progressive	Monthly	Progressive
1	April	96	96	154	154
2	May			36,809	36,963
3	June			30,944	67,907
4	July			32,480	1,00,387
5	August			36,850	1,37,237
6	September			34,447	1,71,684
7	October			32,379	2,04,063
8	November			37,867	2,41,930
9	December			29,932	2,71,862
10	January			29,884	3,01,746
11	February			29,409	3,31,155
12	March			59,651	3,90,806

Union Excise Duty (Net) Monthly Trends of Collection



Union Excise Duty (Refund) Monthly Trends

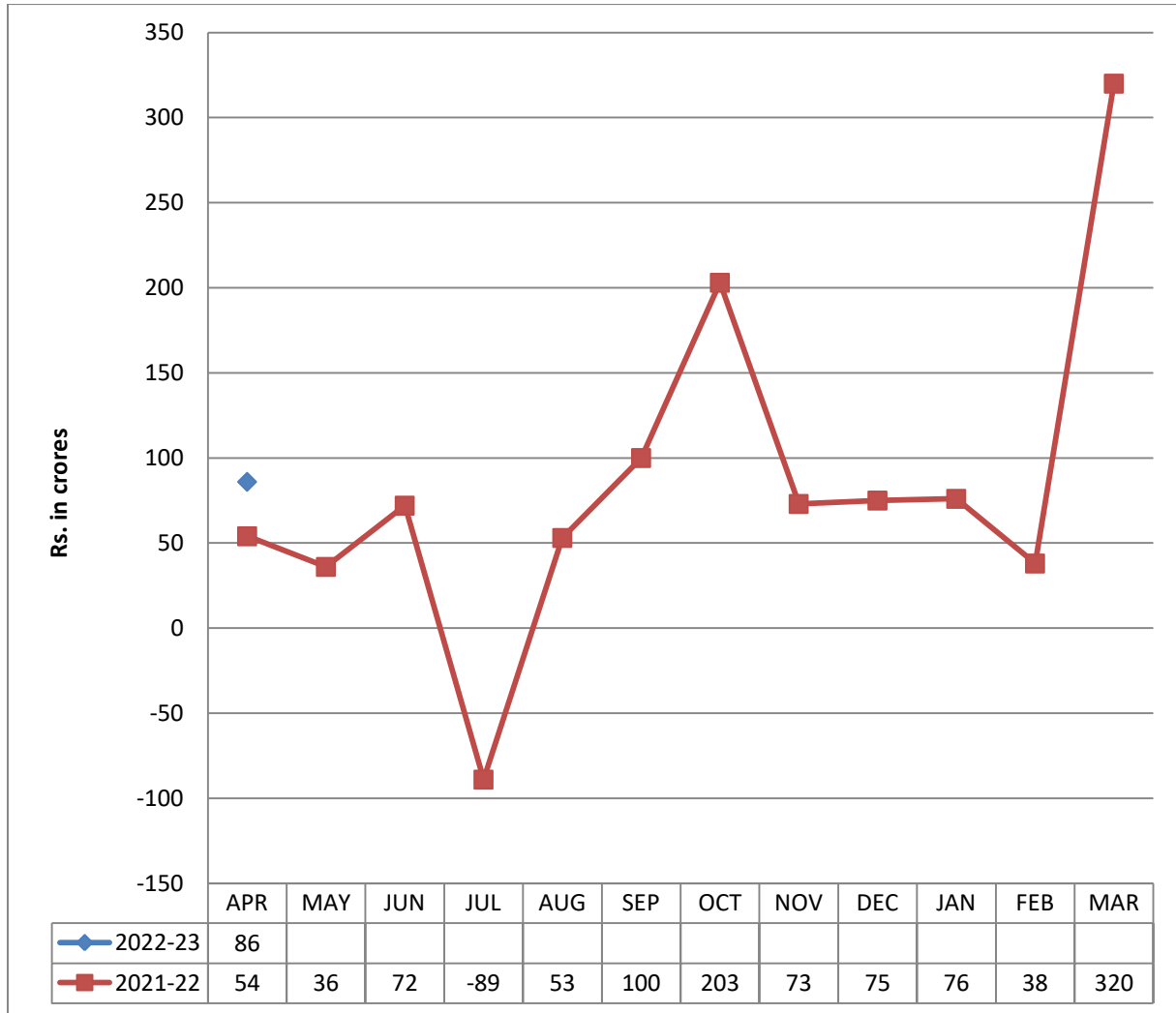


Monthly Collection Service Tax (Net)

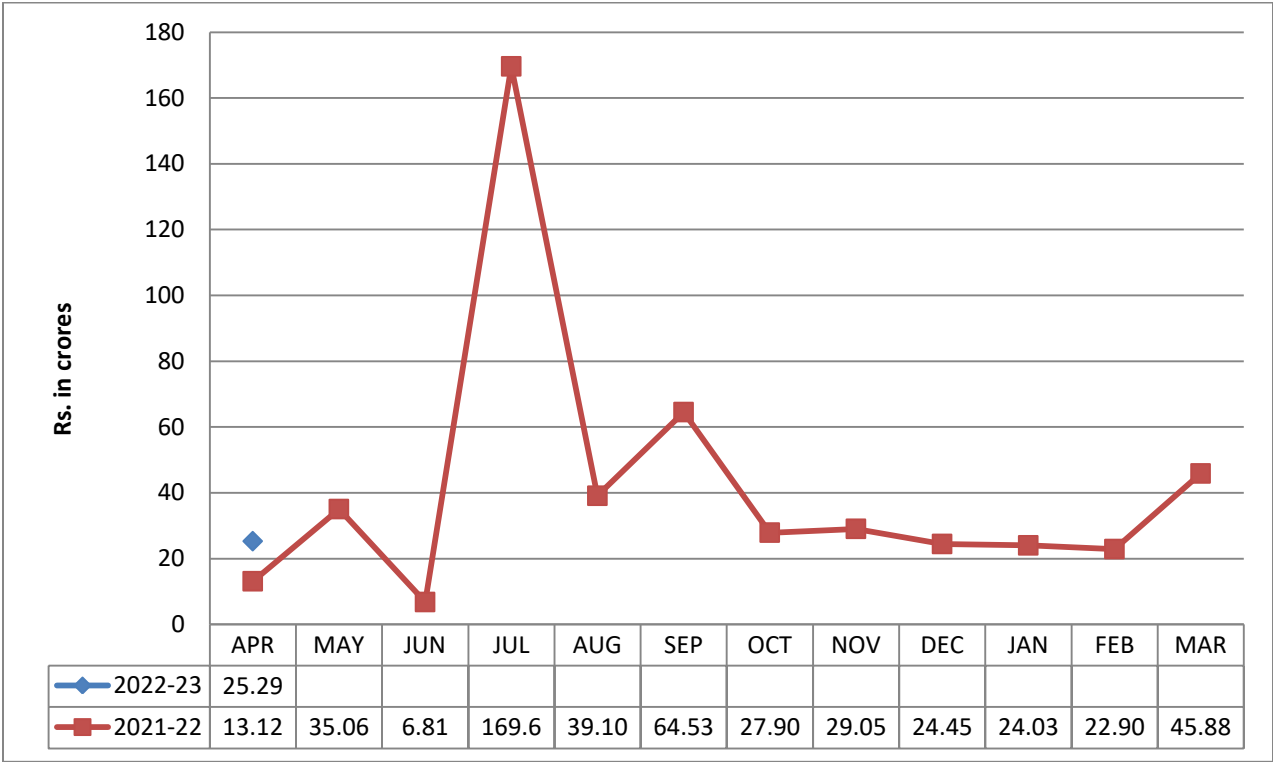
(Rs. in Crore)

Budget Estimate		2022-23		2020-21	
		BE RE	Rs. 2,000	BE RE	Rs. 1,000 Rs. 1,000
Sl. No.	Month	Monthly	Progressive	Monthly	Progressive
1	April	86	86	54	54
2	May			36	90
3	June			72	162
4	July			-89	73
5	August			53	126
6	September			100	226
7	October			204	430
8	November			72	502
9	December			75	577
10	January			76	653
11	February			38	691
12	March			320	1,011

Service Tax (Net) Monthly Trends of Collection



Service Tax (Refund) Monthly Trend



**CGST Collections
(Head wise Breakup)**

(Rs. in crore)

Sl. No.	Head Code	Head Nomenclature	For the month of April 2022 (FY 2022-23)	For the month of April 2021 (FY 2021-22)	Growth in %
A	0005	CENTRAL GOODS AND SERVICES TAX (CGST)			
1	00050010101	TAX ON CENTRAL GOODS AND SERVICES TAX (CGST)	32782.44	27588.53	18.83
2	00050010201	INTEREST	214.80	91.17	135.61
3	00050010301	PENALTY	55.59	19.15	190.25
4	00050010401	FEEES	82.50	96.05	-14.11
5	00050010902	SALE PROCEEDS OF CONFISCATED GOODS (FEES, PEN.)	0.00	0.00	0.00
6	00050050000	RECEIPTS AWAITING TRANSFER TO OTHER MINOR HEADS	3.24	26.75	-87.88
7	00050080001	OTHER RECEIPTS	13.67	10.37	31.84
		Collection made by other Deptt./ Ministries	0.00	0.00	0.00
		Gross Collection Total (A)	33152.25	27832.03	19.12
8	00050010102	DEDUCT REFUNDS	-2480.68	-1557.82	59.24
9	00050010202	DEDUCT REFUNDS	-0.40	-0.32	24.80
10	00050010302	DEDUCT REFUNDS	-0.68	-0.53	28.35
11	00050010402	DEDUCT REFUNDS	-0.16	-0.14	9.79
12	00050080002	DEDUCT REFUNDS	-0.02	-0.06	-64.58
13	000500105	INPUT TAX CREDIT CROSS UTILISATION OF CGST AND IGST	27701.47	24964.61	10.96
14	000500106	APPORT OF IGST -TRANSFER-IN OF TAX COMPONENT TO CGST	5698.22	4220.58	35.01
15	000500107	APPORTIONMENT OF IGST -TRANSFER-IN OF INTEREST COMPONENT TO CGST	23.02	0.00	0.00
16	000500110	ADVANCE APPORTIONMENT FROM IGST	0.00	0.00	0.00
		Refund/Apportionment Total (B)	30940.77	27626.31	12.00
		Net Total (A+B)	64093.02	55458.34	15.57

Note: The Collection made by other Ministries/Departments during the FY 2022-23 up to April 2022 is not reported.

**UTGST (OT) Collections
(Head wise Breakup)**

(Rs. in crore)

Sl. No.	Head Code	Head Nomenclature	For the month of April 2022 (FY 2022-23)	For the month of April 2021 (FY 2021-22)	Growth in %
	0007	UNION TERRITORY GOODS AND SERVICES TAX (UTGST)			
	000706	OTHER TERRITORY			
1	00070610101	TAX	19.10	23.49	-18.68
2	00070610201	INTEREST	0.04	0.00	0.00
3	00070610401	FEES	0.00	0.00	34.59
4	00070650000	RECEIPTS AWAITING TRANSFER TO OTHER MINOR HEADS	0.00	0.00	0.00
		Gross Collection (Total A)	19.14	23.49	-18.52
5	00070610102	DEFUNDS-EXCESS DUE TO MISTAKE/INADVERTENCE	-1.35	0.00	0.00
6	000706105	INPUT TAX CREDIT CROSS UTILISATION OF UTGST AND IGST	25.21	42.54	-40.73
7	000706106	APPORTIONMENT OF IGST-TRANSFER-IN OF TAX COMPONENT TO UTGST	0.00	0.37	-100.00
		Refund/Apportionment Total (B)	23.86	42.91	-44.40
		Net Total (A+B)	43.00	66.40	-35.24

Note: UTGST (Other Territory) collections are those collections for which the place of supply is the territorial water Beyond 14 nautical miles in the shore area of India.

**IGST Collections
(Head wise Breakup)**

Rs. in crore)

Sl. No.	Head Code	Head Nomenclature	For the month of April 2022 (FY 2022-23)	For the month of April 2021 (FY 2021-22)	Growth in %
	0008	INTEGRATED GOODS AND SERVICES TAX (IGST)			
	000801	IGST ON IMPORT/EXPORT OF GOODS AND SERVICES			
1	00080110101	TAX ON IGST ON IMPORT/EXPORT OF GOODS AND SERVICES	36507.32	28595.54	27.67
2	00080110201	INTEREST	27.72	17.74	56.26
3	00080110301	PENALTY	0.00	0.00	0.00
4	00080110401	FEES	0.00	0.00	0.00
5	00080150000	RECEIPTS AWAITING TRANSFER TO OTHER MINOR HEADS	74.70	0.04	0.00
6	00080180000	OTHER RECEIPTS	54.96	42.05	30.71
	000802	IGST ON DOMESTIC SUPPLY OF GOODS AND SERVICES			
7	00080210101	TAX ON IGST ON DOMESTIC SUPPLY OF GOODS AND SERVICES	45012.14	38664.15	16.42
8	00080210201	INTEREST	133.34	76.47	74.37
9	00080210301	PENALTY	63.62	29.50	115.66
10	00080210401	FEES	0.41	0.41	1.21
11	00080250000	RECEIPTS AWAITING TRANSFER TO OTHER MINOR HEADS	5.49	97.16	-94.35
12	00080280001	OTHER RECEIPTS	13.72	5.81	136.39
	Collection made by other Department/ Ministries		0.00	0.00	0.00
		Gross Collection (Total A)	81893.43	67528.86	21.27
13	00080210102	DEDUCT REFUNDS	-10160.29	-10798.56	-5.91
14	00080210202	DEDUCT REFUNDS	-1.58	-0.84	89.26
15	00080210302	DEDUCT REFUNDS	-1.67	-1.01	65.42
16	00080210402	DEDUCT REFUNDS	0.00	-0.01	-72.74
17	00080280002	DEDUCT REFUNDS	-0.01	-0.02	-69.02
18	000802105	INPUT TAX CREDIT CROSS UTILISATION BETWEEN IGST AND CGST	-27701.47	-24964.61	10.96
19	000802106	INPUT TAX CREDIT CROSS UTILISATION BETWEEN IGST & SGST	-21074.77	-18375.59	14.69
20	000802107	INPUT TAX CREDIT CROSS UTILISATION BETWEEN IGST & UTGST	-166.38	-159.87	4.07
21	000802950	APPORT OF IGST-TRANSFER OUT OF TAX COMPONENT TO CGST	-5698.22	-4220.58	35.01
22	000802951	APPORTIONMENT OF IGST-TRANSFER OUT OF INTEREST COMPONENT TO CGST	-23.02	0.00	0.00
23	000802952	APPORTIONMENT OF IGST-TRANSFER OUT OF PENALTY COMPONENT TO CGST	0.00	0.00	0.00
24	000802953	APPORT OF IGST-TRANSFER OUT OF TAX COMPONENT TO SGST	-5623.89	-4171.45	34.82
25	000802954	APPORTIONMENT OF IGST-TRANSFER OUT OF INTEREST COMPONENT TO SGST	-22.75	0.00	0.00
26	000802956	APPORT OF IGST-TRANSFER OUT OF TAX COMPONENT TO UTGST	-74.33	-49.13	51.29
27	000802957	APPORTIONMENT OF IGST-TRANSFER OUT OF INTEREST COMPONENT TO UTGST	-0.27	0.00	0.00
28	000802959	ADVANCE APPORTIONMENT OF IGST TO CGST	0.00	0.00	0.00
29	000802960	ADVANCE APPORTIONMENT OF IGST TO SGST	0.00	0.00	0.00
30	000802961	ADVANCE APPORTIONMENT OF IGST TO UTGST	0.00	0.00	0.00
		Refund/Apportionment Total (B)	-70548.65	-62741.66	12.44
		(Net) Total A+B	11344.78	4787.20	136.98

Note: The Collection made by other Ministries/Departments during the FY 2022-23 up to April 2022 is not reported.

**Compensation Cess Collections
(Head wise Breakup)**

(Rs. in crore)

Sl. No.	Head Code	Head Nomenclature	For the month of April 2022 (FY 2022-23)	For the month of April 2021 (FY 2021-22)	Growth in %
	0009	GOODS AND SERVICES TAX COMPENSATION CESS			
	000901	COMPENSATION CESS OF IMPORT SERVICES			
1	00090110101	CESS ON GST COMP. CESS ON IMP/EXP OF GOODS AND SERVICES	823.82	878.43	-6.22
2	00090110201	INTEREST	0.55	0.52	4.44
3	00090150000	RECEIPTS AWAITING TRANSFER TO OTHER MINOR HEADS	0.04	0.00	0.00
4	00090180001	OTHER RECEIPTS	2.76	1.60	72.81
	000902	COMPENSATION CESS OF DOMESTIC SUPPLY			
5	00090210101	CESS ON GST COM CESS ON DOMESTIC SUPPLY OF GOODS & SERVICES	9781.16	8458.17	15.64
6	00090210201	INTEREST	2.55	1.79	41.96
7	00090210301	PENALTY	8.13	3.34	143.78
8	00090210401	FEES	0.05	0.06	-19.33
9	00090250000	RECEIPTS AWAITING TRANSFER TO OTHER MINOR HEADS	0.00	0.08	0.00
10	00090280001	OTHER RECEIPTS	0.37	0.25	45.78
		Gross Collection Total (A)	10619.43	9344.25	13.65
11	00090210102	DEDUCT REFUNDS	-184.10	-157.15	17.15
12	00090210202	DEDUCT REFUNDS	-0.01	0.00	2205.52
13	00090210302	DEDUCT REFUNDS	-0.09	-0.03	211.85
14	00090210402	DEDUCT REFUNDS	0.00	0.00	-28.59
15	00090280002	DEDUCT REFUNDS	-0.02	0.00	388.40
		Refund Total (B)	-184.22	-157.19	17.20
		Net Total (A+B)	10435.21	9187.06	13.59

**Custom Duty Collection (Net)
Head wise Breakup**

(Rs. in crore)

Sl. No.	Head Code	Head Nomenclature	For the month of April 2022 (FY 2022-23)	For the month of April 2021 (FY 2021-22)	Growth in %
A		IMPORTS			
1	00370010100	IMPORTS	90.21	24.87	262.72
2	00370010101	PROTECTIVE DUTIES	27.29	18.14	50.45
3	00370010102	REVENUE DUTIES	8884.78	13164.93	-32.51
4	00370010103	DEDUCT DRAWBACKS	-1566.52	-1120.34	39.83
5	00370010104	DEDUCT-REFUNDS	-466.11	-188.77	146.93
6	00370010105	AMOUNT TRANSFERED TO CONSUMER WELFARE FUND	0.00	0.00	0.00
7	00370010106	CUSTOMS DUTY ON GOLD	1.55	608.19	-99.74
8	00370010107	CUSTOMS DUTY ON SILVER	0.00	0.06	-96.46
9	00370010108	2% SPECIAL CUSTOMS DUTY ON IMPORTS	0.00	0.00	0.00
10	00370010109	ADDITIONAL CUSTOMS DUTY ON MOTOR SPIRIT (PETROL)	0.03	0.00	0.00
11	00370010110	ADDITIONAL DUTY OF CUSTOMS ON HIGH SPEED DIESEL OIL	0.05	0.03	56.74
12	00370010111	NATIONAL CALAMITY CONTINGENCY DUTY	81.78	63.19	29.41
13	00370010112	ADDITIONAL CUSTOMS DUTY (CVD)	137.03	36.44	276.06
14	00370010113	GSIS(GOODS OF SPECIAL IMPORTANCE ACT)DUTY	0.65	26.26	-97.52
15	00370010114	SPECIAL EXCISE DUTY	0.02	0.02	-19.03
16	00370010115	TTA (TEXTILE & TEXTILE ARTICLES)DUTY	0.00	0.00	0.00
17	00370010116	CESSSES ON IMPORTS	0.05	0.00	0.00
18	00370010117	EXCISE PRIMARY EDUCATION CESS DUTY	0.00	0.00	0.00
19	00370010118	OTHER CENTRAL EXCISE DUTY	0.00	0.45	-100.00
20	00370010119	ADDITIONAL CVD DUTY	0.33	0.32	5.46
21	00370010120	HEALTH DUTY AMOUNT	0.01	0.00	373.13
22	00370010121	EXCISE SECONDARY & HIGHER EDUCATIONAL CESS DUTY	0.00	0.00	0.00
23	00370010122	CLEAN ENERGY CESS	0.00	0.00	0.00
24	00370010123	IGST TAX COLLECTED BY CUSTOMS	9.86	3.66	169.26

Sl. No.	Head Code	Head Nomenclature	For the month of April 2022 (FY 2022-23)	For the month of April 2021 (FY 2021-22)	Growth in %
25	00370010124	IGST INTEREST COLLECTED BY CUSTOMS	0.00	0.01	-97.81
26	00370010125	IGST PENALTY COLLECTED BY CUSTOMS	0.00	0.00	0.00
27	00370010126	IGST FESS COLLECTED BY CUSTOMS	0.00	0.00	0.00
28	00370010127	IGST OTHERS COLLECTED BY CUSTOMS	0.00	0.00	0.00
29	00370010128	GST COMPENSATION CESS COLLECTED BY CUSTOMS	16.42	45.93	-64.26
30	00370010129	GST COMPENSATION CESS INTEREST COMPONENT COLLECTED BY CUSTOMS	0.00	0.00	0.00
31	00370010130	GST COMPENSATION CESS PENALTY COMPONENT COLLECTED BY CUSTOMS	0.00	0.00	0.00
32	00370010132	GST COMPENSATION CESS OTHERS COLLECTED BY CUSTOMS	0.00	0.00	0.00
33	00370010199	BASIC DUTY PAID THROUGH SCRIPS	0.00	0.00	0.00
		Total (A)	7217.44	12683.41	-43.10
B		EXPORTS			
34	00370010200	EXPORTS	0.01	0.00	0.00
35	00370010201	ALL OTHER ARTICLES	2.45	1.76	38.81
36	00370010202	IRON ORE FINE(INCLUDING BLUE DUST)	0.00	0.00	0.00
37	00370010203	DEDUCT DRAWBACK	-215.52	-5.46	3844.66
38	00370010204	DEDUCT-REFUNDS	-0.35	-4.25	-91.86
		Total (B)	-213.41	-7.95	2585.18
C		CESSES ON EXPORTS			
39	00370010300	CESSES ON EXPORTS	0.67	43.72	-98.47
40	00370010301	OTHER ARTICLES.	2.11	5.45	-61.31
41	00370010302	OTHER AGRICULTURAL PRODUCE	0.00	2645.32	0.00
42	00370010303	TOBACCO UNMANUFACTURED	0.05	0.00	0.00
43	00370010304	DEDUCT-REFUNDS	0.00	0.00	0.00
44	00370010305	AMOUNT TRANSFERED TO CONSUMER WELFARE FUND	0.00	0.00	0.00
		Total (C)	2.83	2694.49	-99.90

Sl. No.	Head Code	Head Nomenclature	For the month of April 2022 (FY 2022-23)	For the month of April 2021 (FY 2021-22)	Growth in %
D	00370010400	SALE OF GOLD BY PUBLIC AUCTION	0.02	14.40	-99.89
		Total (D)	0.02	14.40	-99.89
E	003700105	SALE PROCEEDS OF CONFISCATED GOODS			
45	00370010501	CONFISCATED GOLD	0.00	11.80	-100.00
46	00370010502	CONFISCATED SILVER	0.00	0.00	0.00
47	00370010503	OTHER CONFISCATED GOODS	0.02	0.00	0.00
48	00370010504	OTHER GOODS RETAIL SHOP	3.80	1.97	93.26
49	00370010505	CONFISCATED FOREIGN CURRENCIES/INSTRUMENTS	0.00	0.00	0.00
50	00370010506	FEES,FINES,FORFEITURES & PENALTIES	50.45	62.16	-18.84
		Total (E)	54.27	75.93	-28.53
F	003700106	RECEIPTS OF ADVANCE PAYMENTS FROM ASSESSES	2.64	3.49	-24.39
G	003700107	ANTI DUMPING DUTY	86.97	104.63	-16.87
H	003700108	SAFEGUARD DUTY	0.00	225.99	-100.00
I	003700109	ADDITIONAL DUTY OF CUSTOMS ON TEA AND TEA WASTE	0.00	0.00	0.00
J	003700504	EDUCATION CESS	1.11	1.70	-34.99
K	003700505	SECONDARY AND HIGHER EDUCATION CESS	0.31	0.07	332.89
L	003700507	ROAD AND INFRASTRUCTURE CESS	0.01	0.00	181.97
M	003700508	SOCIAL WELFARE SURCHARGE	1251.24	1538.92	-18.69
N	003700509	HEALTH CESS	2.04	-41.72	-104.88
O	003700510	AGRICULTURE INFRASTRUCTURE AND DEVELOPMENT CESS	1635.51	0.00	0.00
P	003700800	OTHER RECEIPTS	324.91	607.88	-46.55
Q	003700900	SHARE OF NET PROCEEDS ASSIGNED TO STATES	0.00	0.00	0.00
R		Collection made BY OTHER DEPARTMENT/MINISTRIES	0.00	4.82	-100.00
		Total Net Collection (A to Q)	10365.87	17906.07	-42.11

Note:1) The Collection made by other Ministries/Departments during the FY 2022-23 up to April, 2022 is not reported.

2) Some Revenue PAOs used this head of account **0037.00.10.123 to 131 on temporary heads** for booking the IGST/Comp. Cess (MH 0008 and 0009) as this head of account is not available in REVACT system, however is to be cleared by making necessary transfer entries.

**Union Excise Duty
(Head wise Breakup of Collections)**

(Rs. In crore)

Sl. No.	Head Code	Head Nomenclature	For the month of April 2022 (FY 2022-23)	For the month of April 2021 (FY 2021-22)	Growth in %
A	003801	SHAREABLE DUTIES			
1	003801101	BASIC EXCISE DUTIES	-56.99	-83.09	-31.41
2	003801102	AUXILARY DUTIES OF EXCISE	-6.91	-0.10	6647.63
3	003801103	ADDITIONAL EXCISE DUTIES ON MINERAL PRODUCTS	0.00	0.00	0.00
4	003801104	SPECIAL EXCISE DUTIES	0.00	0.00	-6.50
		Total (A)	-63.90	-83.20	-23.20
B	003802	DUTIES ASSIGNED TO STATES			
5	003802101	ADDITIONAL EXCISE DUTIES IN LIEU OF SALES TAX	0.00	0.00	-100.00
6	003802102	EXCISE DUTY ON GENERATION OF POWER	0.00	0.00	0.00
		Total (B)	0.00	0.00	-100.00
C	003803	NON-SHAREABLE DUTIES			
7	003803101	REGULATORY EXCISE DUTIES	0.00	17.99	-100.00
8	003803102	AUXILIARY DUTIES OF EXCISE	0.10	0.03	269.98
9	003803103	SPECIAL EXCISE DUTIES	0.00	0.07	-100.00
10	003803104	ADDITIONAL EXCISE DUTIES ON TEXTILE & TEXTILE ARTICLES	0.00	0.00	0.00
11	003803105	ADDITIONAL EXCISE DUTY ON T.V.SETS	0.00	0.00	0.00
12	003803106	ADDITIONAL EXCISE DUTY ON INDIGENIOUS MOTOR SPIRIT	0.00	0.00	0.00
13	003803107	ADDITIONAL EXCISE DUTY ON HIGH SPEED DIESEL OIL	17.22	3.71	363.80
14	003803108	NATIONAL CALAMITY CONTINGENT DUTY	35.15	72.62	-51.59
15	003803109	SPECIAL ADDITIONAL DUTY OF EXCISE ON MOTOR SPIRIT	12.24	1.41	766.75
16	003803110	ADDITIONAL DUTY OF EXCISE ON TEA AND TEA WASTE	0.00	0.00	-100.00
17	003803111	ADDITIONAL DUTY OF EXCISE ON PAN MASALA AND CERTAIN TOBACCO PRODUCTS	0.00	0.00	99.35
18	003803112	CLEAN ENERGY CESS*	0.00	10.00	-100.00
19	003803504	EDUCATION CESS	0.01	1.36	-99.58

Sl. No.	Head Code	Head Nomenclature	For the month of April 2022 (FY 2022-23)	For the month of April 2021 (FY 2021-22)	Growth in %
20	003803505	SECONDARY AND HIGHER EDUCATION CESS	0.00	0.68	-99.60
21	003803506	INFRASTRUCTURE CESS*	0.00	0.00	0.00
22	003803507	ROAD AND INFRASTRUCTURE CESS	27.51	0.54	4980.66
23	003803508	AGRICULTURE INFRASTRUCTURE AND DEVELOPMENT CESS	9.78	0.00	0.00
24	003803800	OTHER DUTIES	0.84	0.99	-15.10
		Total (C)	102.85	109.39	-5.98
D	003804	CESSSES ON COMMODITIES			
25	003804101	CESS ON COAL AND COKE	0.00	0.00	0.00
26	003804102	CESS ON JUTE	0.00	0.04	-100.00
27	003804103	CESS ON TEA	0.01	0.00	0.00
28	003804105	CESS ON OIL	0.00	0.00	0.00
29	003804106	CESS ON COTTON	0.00	0.00	0.00
30	003804108	HANDLOOM CESS ON WOOLLEN FABRICS	0.00	0.00	0.00
31	003804114	CESS ON BIDI	0.00	0.00	342.01
32	003804115	CESS ON TOBACCO	0.00	0.01	-36.44
33	003804116	CESS ON RUBBER	0.00	0.00	0.00
34	003804117	CESS ON CRUDE OIL	24.68	118.33	-79.14
35	003804118	CESS ON COFFEE	0.00	0.00	0.00
36	003804119	CESS ON SUGAR	0.00	0.00	0.00
37	003804124	CESS ON PAPER	0.00	0.00	0.00
38	003804128	CESS ON AUTOMOBILES	0.00	0.00	0.00
39	003804131	CESS ON MATCHES	0.00	0.00	0.00
40	003804200	CESS ON OTHER COMMODITIES	0.00	0.00	691.00
		Total (D)	24.70	118.38	-79.14

Sl. No.	Head Code	Head Nomenclature	For the month of April 2022 (FY 2022-23)	For the month of April 2021 (FY 2021-22)	Growth in %
E	003860	OTHER RECEIPTS			
41	003860000	OTHER RECEIPTS	0.00	0.02	0.00
42	003860101	SALE PROCEEDS OF CONFISCATED GOODS	0.01	0.05	-82.83
43	003860500	RECEIPTS AWAITING TRANSFER TO OTHER MINOR HEADS ETC.	15.56	0.00	0.00
44	003860800	OTHER RECEIPTS	16.88	9.22	83.01
		Total (E)	32.45	9.29	249.28
F		CESSES ADMINISTERED BY OTHER DEPARTMENT	0.00	0.00	0.00
		Total Net Collection (A+B+C+D+E+F)	96.10	153.86	-37.55

Remarks: i * These Cesses are collected by CBIC

Note: The Collection made by other Ministries/Departments during the FY 2022-23 up to April, 2022 is not reported.

**Service Tax
(Service wise Collections)**

(Rs. In crore)

Sl. No.	Head Code	Head Nomenclature	For the month of April 2022 (FY 2022-23)	For the month of April 2021 (FY 2021-22)	Growth in %
1	004400101	TAX ON TELEPHONE BILLING	0.01	0.25	-97.59
2	004400102	TAX ON GENERAL INSURANCE PREMIA	2.41	0.03	0.00
3	004400103	TAX ON STOCK BROKERAGE COMMISSION	0.00	4.44	-100.00
4	004400104	ADVERTISING SERVICES	1.01	0.72	39.68
5	004400105	COURIER SERVICES	0.47	0.20	135.28
6	004400106	RADIO PAGING SERVICES	0.00	0.00	0.00
7	004400107	CUSTOM HOUSE AGENT SERVICES	0.10	0.03	0.00
8	004400108	STEAMER AGENT SERVICES	0.10	0.05	89.27
9	004400109	AIR TRAVEL AGENT SERVICES	1.03	1.53	-32.67
10	004400110	MANDAP KEEPER SERVICES	0.24	0.01	0.00
11	004400111	CLEARING AND FORWARDING AGENT SERVICES	0.64	0.60	7.93
12	004400112	RENT A CAB SCHEME OPERATOR SERVICES	0.75	0.34	0.00
13	004400113	OUTDOOR CATERERS SERVICES	0.16	0.11	43.27
14	004400114	OUTDOOR CATERERS SERVICES	0.00	0.05	-91.23
15	004400115	CONSULTING ENGINEER SERVICES	0.63	1.55	-59.32
16	004400116	MAN POWER RECRUITMENT SERVICES	6.38	5.84	9.34
17	004400117	TOUR OPERATOR SERVICES	0.17	0.73	-76.90
18	004400119	ARCHITECT SERVICES	0.21	0.23	-7.18
19	004400120	INTERIOR DECORATION/DESIGNERS SERVICES	0.03	0.08	-62.65
20	004400121	MECHANISED SLAUGHTER HOUSE SERVICES	0.00	0.00	0.00
21	004400122	UNDER WRITER SERVICES	0.00	0.00	0.00
22	004400123	CREDIT RATING AGENCY SERVICES	0.00	0.00	0.00
23	004400124	CHARTERED ACCOUNTANT SERVICES	0.57	0.68	-15.85
24	004400125	COST ACCOUNTANT SERVICES	0.00	0.00	0.00

Sl. No.	Head Code	Head Nomenclature	For the month of April 2022 (FY 2022-23)	For the month of April 2021 (FY 2021-22)	Growth in %
25	004400126	COMPANY SECRETARY SERVICES	0.05	0.04	24.78
26	004400127	REAL ESTATE AGENT/CONSULTANT SERVICES	0.18	0.14	22.83
27	004400128	SECURITY/DETECTIVE AGENCY SERVICES	0.44	1.54	-71.64
28	004400129	MARKET RESEARCH AGENCY SERVICES	0.13	0.01	0.00
29	004400130	MANAGEMENT CONSULTANT SERVICES	0.45	2.55	-82.19
30	004400131	SCIENTIFIC AND TECHNICAL CONSULTANCY SERVICE	0.23	0.14	71.99
31	004400132	PHOTOGRAPHY SERVICES	0.01	0.11	-93.75
32	004400133	CONVENTION SERVICE	-5.70	0.05	0.00
33	004400134	LEASED CIRCUIT SERVICE	0.00	0.00	0.00
34	004400135	TELEGRAPH SERVICE	0.00	0.00	0.00
35	004400136	TELEX SERVICE	0.00	0.00	0.00
36	004400137	FACSIMILE SERVICE	0.00	0.00	0.00
37	004400138	ON-LINE INFORMATION AND DATABASE ACCESS AND/OR RETRIEVAL SERVICE	0.87	1.00	-13.37
38	004400139	VIDEO TAPE PRODUCTION SERVICE	0.47	0.09	0.00
39	004400140	SOUND RECORDING SERVICE	0.00	0.00	0.00
40	004400141	BROADCASTING SERVICE	0.00	0.01	-100.00
41	004400142	INSURANCE AUXILLARY SERVICES	0.09	0.08	23.98
42	004400143	BANKING AND OTHER FINANCIAL SERVICES	1.43	2.68	-46.70
43	004400144	PORT SERVICES	0.04	0.14	-73.56
44	004400145	SERVICE OR REPAIR PROVIDED BY AUTHORISED SERVICE STATION FOR MOTOR CAR AND TWO WHEELED MOTOR VEHICLE	0.46	0.56	-17.70
45	004400146	LIFE INSURANCE SERVICES INCLUDING INSURANCE AUXILLARY SERVICES RELATING TO LIFE INSURANCE	0.12	0.00	0.00
46	004400147	CARGO HANDLING SERVICES	0.54	1.66	-67.38
47	004400148	STORAGE AND WAREHOUSE SERVICES	0.13	0.20	-35.59

Sl. No.	Head Code	Head Nomenclature	For the month of April 2022 (FY 2022-23)	For the month of April 2021 (FY 2021-22)	Growth in %
48	004400149	EVENT MANAGEMENT SERVICES	0.29	0.12	132.03
49	004400150	RAIL TRAVEL AGENT SERVICES	0.00	0.00	0.00
50	004400151	HEALTH CLUB AND FITNESS CENTERS SERVICES	0.00	0.00	-100.00
51	004400152	BEAUTY PARLOURS SERVICES	0.12	0.00	0.00
52	004400153	FASHION DESIGNING SERVICES	0.00	0.00	0.00
53	004400154	CABLE OPERATORS SERVICES	0.25	0.26	-2.18
54	004400155	DRYCLEANING SERVICES	0.00	0.22	-99.94
55	004400156	BUSINESS AUXILIARY SERVICES	-3.46	3.52	-198.28
56	004400157	COMMERCIAL TRAINING AND COACHING CENTRE	1.35	1.06	27.09
57	004400158	COMMISSIONING AND INSTALLATION AGENCY	2.08	0.44	377.26
58	004400159	FRANCHISE SERVICE	0.02	0.00	0.00
59	004400160	INTERNET CAFE	0.00	0.00	0.00
60	004400161	MAINTENANCE AND REPAIR SERVICE	1.77	1.35	30.95
61	004400162	A TECHNICAL TESTING AND ANALYSIS: TECHNICAL INSPECTION AND CERTIFICATION AGENCY	0.04	0.30	-86.70
62	004400163	BUSINESS EXHIBITION SERVICES	0.02	0.06	-65.44
63	004400164	AIRPORT SERVICES	0.00	0.02	-100.00
64	004400165	TRANSPORT OF GOODS BY ROAD	1.47	0.40	0.00
65	004400166	TRANSPORT OF GOODS BY AIR	-0.80	0.44	0.00
66	004400167	SURVEY AND EXPLORATION OF MINERALS	0.05	0.00	0.00
67	004400168	OPINION POLL SERVICES	0.00	0.00	0.00
68	004400169	INTELLECTUAL PROPERTY SERVICES OTHER THAN COPYRIGHT	0.15	0.09	69.84
69	004400170	FORWARD CONTRACT SERVICES	0.00	0.00	0.00
70	004400171	TV RADIO PROGRAMME PRODUCTION	0.10	0.01	0.00
71	004400172	CONSTRUCTION SERVICES IN RESPECT OF COMMERCIAL OR INDUSTRIAL BUILDINGS AND CIVIL STRUCTURES	1.37	0.36	0.00

Sl. No.	Head Code	Head Nomenclature	For the month of April 2022 (FY 2022-23)	For the month of April 2021 (FY 2021-22)	Growth in %
72	004400173	TRAVEL AGENTS (OTHER THAN AIR/TRAVEL AGENTS)	0.03	0.02	17.88
73	004400174	TRANSPORT OF GOODS THROUGH PIPELINE OR OTHER CONDUIT	0.00	0.00	0.00
74	004400175	SITE FORMATION AND CLEARANCE, EXCAVATION AND EARTH MOVING AND DEMOLITION SERVICES OTHER THAN THOSE PROVIDED TO AGRICULTURE RIGATION & WATERSHED DEVELOPMENT	0.02	0.01	120.41
75	004400176	DREDGING SERVICE OF RIVER, PORT, HARBOUR, BACKWATER OR ESTUARY	0.19	0.00	0.00
76	004400177	SURVEY AND MAP MAKING OTHER THAN THOSE BY GOVERNMENT DEPARTMENTS	0.00	0.26	-99.96
77	004400178	CLEANING SERVICES OTHER THAN IN RELATION TO AGRICULTURE, HORTICULTURE, ANIMAL HUSBANDRY OR DAIRYING	0.07	0.18	-58.73
78	004400179	MEMBERSHIP OF CLUB OR ASSOCIATION WITH SPECIFIED EXCLUSIONS	0.21	0.00	0.00
79	004400180	PACKAGING SERVICES	0.00	0.02	-100.00
80	004400181	MAILING LIST COMPILATION AND MAILING	0.00	0.00	0.00
81	004400182	CONSTRUCTION OF RESIDENTIAL COMPLEXES HAVING MORE THAN TWELVE RESIDENTIAL HOUSES OR APARTMENTS TOGETHER WITH COMMON AREAS & OTHER APURTENANCES	3.85	2.34	64.71
82	004400183	SERVICE PROVIDED BY A REGISTRAR TO AN ISSUE	0.00	0.00	0.00
83	004400184	SERVICE PROVIDED BY A SHARE TRANSFER AGENT	0.00	0.00	0.00
84	004400185	AUTOMATED TELLER MACHINE OPERATIONS, MAINTENANCE OR MANAGEMENT	0.00	0.01	-100.00
85	004400186	SERVICE PROVIDED BY A RECOVERY AGENT	0.10	0.00	0.00
86	004400187	SALE OF SPACE OR TIME FOR ADVERTISEMENT OTHER THAN THE IN PRINT MEDIA	0.28	0.57	-50.98
87	004400188	SPONSORSHIP SERVICES PROVIDED TO ANYBODY CORPORATE OR FIRM OTHER THAN SPONSORSHIP OF SPORTS EVENTS	1.12	0.01	0.00
88	004400189	TRANSPORT OF PASSENGERS EMBARKING ON INTERNATIONAL JOURNEY BY AIR OTHER THAN THE ECONOMY CLASS PASSENGERS	10.72	0.87	0.00
89	004400190	TRANSPORT OF GOODS IN CONTAINERS BY RAIL BY ANY PERSON OTHER THAN GOVERNMENT RAILWAY	0.00	0.01	-100.00
90	004400191	BUSINESS SUPPORT SERVICES	0.64	2.45	-74.06

Sl. No.	Head Code	Head Nomenclature	For the month of April 2022 (FY 2022-23)	For the month of April 2021 (FY 2021-22)	Growth in %
91	004400192	AUCTIONERS SERVICE OTHER THAN AUCTION OF PROPERTY UNDER DIRECTIONS OR ORDERS OF A COURT OF LAW OR AUCTION BY THE CENTRAL GOVERNMENT	0.00	0.01	-100.00
92	004400193	PUBLIC RELATIONS SERVICE	0.00	0.00	-100.00
93	004400194	SHIP MANAGEMENT SERVICES	0.03	0.00	0.00
94	004400195	INTERNET TELEPHONY SERVICE	0.06	0.09	-39.18
95	004400196	TRANSPORT OF PERSONS BY CRUISE SHIP	0.00	0.00	0.00
96	004400197	CREDIT CARD,DEBIT CARD,CHANGE CARD OR PAYMENT CARD RELATED SERVICES	0.35	0.41	-14.82
97	004400198	SERVICES PROVIDED BY A TELEGRAPH AUTHORITY IN RELATION TO TELECOMMUNICATION SERVICES	0.10	0.08	24.61
98	004400199	SERVICES PROVIDED IN RELATION TO MINING OF MINERAL, OIL OR GAS	0.13	0.18	-30.02
99	004400200	SERVICES PROVIDED IN RELATION TO RENTING OF IMMOVABLE PROPERTY FOR USE IN COURSE OR FURTHER OF BUS OR COMMERCE	2.47	3.67	-32.63
100	004400201	SERVICES PROVIDED IN RELATION TO EXECUTION OF A WORKS CONTRACT	15.22	8.16	86.48
101	004400202	SERVICES PROVIDED IN RELATION TO DEVPT SUPPLY OF CONTENT FOR USE TELECOM SERVICES, ADVERTISING AGENCY SERVICES & DATABASE SERVICES OR RETRIEVAL SERVICES	0.00	0.13	-100.00
102	004400203	SERVICES PROVIDED BY ANY PERSON EXCEPT BANKING CO. OR FI INCLUDING A NBFC OR ANY OTHER BODY CORPORATE OR COMM. CONCERN IN RELATION TO ASSET MGMT INCLUDING PORTFOLIO MGMT & ALL FORMS OF FUND MGMT	0.02	0.00	0.00
103	004400204	SERVICE PROVIDED IN RELATION TO DESIGN SERVICES	0.07	0.05	32.30
104	004400205	SERVICES PROVIDED BY ANY PERSON IN RELATION TO INFORMATION TECHNOLOGY SOFTWARE FOR USE IN THE COURSE OR FURTHERANCE OF BUSINESS OR COMMERCE	0.72	0.64	12.22
105	004400206	SERVICES PROVIDED BY AN INSURER ON LIFE INSURANCE BUSINESS, IN RELATION TO MANAGEMENT OF INVESTMENT, UNDER UNIT LINKED INSURANCE BUSINESS, COMMONLY KNOWN AS UNIT LINKED INSURANCE PLAN-ULIP- SCHEME	0.00	0.00	0.00
106	004400207	SERVICES PROVIDED BY A RECOGNIZED STOCK EXCHANGE IN RELATION TO ASSISTING, REGULATING OR CONTROLLING THE BUSINESS, SELLING OR DEALING IN SECURITIES	0.00	0.00	0.00
107	004400208	SERVICES PROVIDED BY A RECOGNIZED/REGISTERED ASSOCIATION IN RELATION TO ASSISTING, REGULATING OR CONTROLLING	0.00	0.00	0.00

Sl. No.	Head Code	Head Nomenclature	For the month of April 2022 (FY 2022-23)	For the month of April 2021 (FY 2021-22)	Growth in %
108	004400209	SERVICES PROVIDED BY A PROCESSING AND CLEARING HOUSE IN RELATION TO PROCESSING, CLEARING AND SETTLEMENT OF TRANSACTION IN SECURITIES	0.00	0.00	-100.00
109	004400210	SERVICES PROVIDED BY ANY PERSON IN RELATION TO SUPPLY OF TANGIBLE GOODS INCLUDING MACHENRY,EQIPMENT AND APPLIANCES FOR USE	0.59	0.23	161.14
110	004400211	COSMETIC SURGERY OR PLASTIC SURGERY SERVICE	0.00	0.00	0.00
111	004400212	TRANSPORT OF COASTAL GOODS & GOODS THROUGH NATIONAL WATERWAYS OR GOODS THROUGH INLAND WATER	0.03	0.02	40.66
112	004400213	LEGAL CONSULTANCY SERVICE	0.31	0.27	15.15
113	004400214	SERVICES OF PROMOTING MARKETING OR ORGANIZING OF GAMES OF CHANCE INCLUDING LOTTERY, BINGO OR LOTTO	0.00	0.00	0.00
114	004400215	HEALTH SERVICES LIKE (A) HEALTH CHECK UP UNDERTAKEN BY HOSPITALS OR MEDICAL ESTABLISHMENTS FOR EMPLO	0.01	0.07	-80.20
115	004400216	SERVICES PROVIDED MAINTENANCE OF MEDICAL RECORDS OF EMPLOYEES BUSINESS ENTITY	0.00	0.00	0.00
116	004400217	SERVICES OF PROMOTING A BRAND OF GOODS SERVICES EVENTS BUSINESS ENTITY ETC.	0.10	0.01	0.00
117	004400218	SERVICES OF PERMITTING COMMERCIAL USE OR EXPLOITATION OF ANY EVENT ORGANIZED BY A PERSON OR ORGANIZA	0.00	0.00	0.00
118	004400219	SERVICES PROVIDED BY ELECTRICITY EXCHANGE	0.00	0.00	-100.00
119	004400220	SERVICES RELATED TO (A) TRANSFERRING TEMPORARILY OR (B) PERMITTING THE USE OR ENJOYMENT OF ANY COPYR	0.04	0.06	-36.84
120	004400221	SPECIAL SERVICES PROVIDED BY A BUILDER ETC. TO THE PROSPECTIVE BUYERS SUCH AS PROVIDING PREFERENTIAL	0.04	0.00	0.00
121	004400222	SERVICES OF AIRCONDNTIONED RESTURANTS	0.31	0.30	3.49
122	004400223	SERVICES OF PROVIDING OF ACCOMODATIONS IN HOTELS	0.46	0.54	-13.42
123	004400224	ALL TAXABLE SERVICES	0.00	0.00	0.00
124	004400225	OTHER TAXABLE SERVICES	-3.52	-5.56	-36.70
125	004400500	RECEIPT AWAITING TRANSFER TO OTHER MINOR HEADS	30.00	0.00	0.00
126	004400504	PRIMARY EDUCATION CESS	0.35	0.06	0.00
127	004400505	SECONDARY AND HIGHER EDUCATION CESS	0.19	0.02	0.00

Sl. No.	Head Code	Head Nomenclature	For the month of April 2022 (FY 2022-23)	For the month of April 2021 (FY 2021-22)	Growth in %
128	004400506	SWACHH BHARAT CESS	0.54	0.60	-9.44
129	004400507	KRISHI KALYAN CESS	0.43	0.39	11.15
130	004400700	RECEIPTS UNDER KAR VIVAD SAMADHAN SCHEME,1998	0.00	0.00	0.00
131	004400800	OTHER RECEIPTS	0.00	0.00	-99.23
		Total	86.00	54.36	58.22
		Service Tax Collected of other Ministries/Departments	0.00	0.16	-100.00
		Total Net Collection	86.00	54.52	57.75

Note: The Collection made by other Ministries/Departments during the FY 2022-23 up to April, 2022 is not reported.

GST Refund Report (FY 2022-23)

(Rs in crore)

Head Nomenclature		PAOs	Major/Minor Head	FY 2021-22	FY 2022-23
(a)	(b)	(c)	(d)	(e)	Apr-22 (f)
IGST	EXPORTS	006893 e-PAO (IGST Dom)	0008.02.101.02.02	82894.63	6202.24
	UIN (against RFD 10)	006893 e-PAO (IGST Dom)	0008.02.101.02.07	91.73	2.99
	Against RFD 01-A	Field PAOs	0008.02.101.02.11/102.02/ 103.02/104.02/ 800.02	439.71	13.93
	On-line Refund against RFD 01	008769 e-PAO (Single Authority)	0008.02.101.02.11/102.02/ 103.02/104.02/800.02	38136.50	3944.40
	TOTAL			IGST	121562.57
CGST	UIN (against RFD 10)	006893 e-PAO	0005.00.101.02.07	147.86	10.06
	Against RFD 01-A	Field PAOs	0005.00.101.02.11/102.02/ 103.02/104.02/ 800.02	348.22	29.38
	On- line Refund against RFD 01	008769 e-PAO (Single Authority)	0005.00.101.02.11/102.02 103.02/104.02/800.02	26388.13	2442.50
	TOTAL			CGST	26,884.21
UTGST (OT)	On-line Refund against RFD 01	008769-e-PAO (Single Authority)	0007.06.101.02.11	29.20	1.35
	TOTAL			29.20	1.35
GST COMP CESS	UIN (against RFD 10)	006893 e_PAO	0009.02.101.02.07	3.76	0.26
	Against RFD 01-A	Field PAOs	0009.02.101.02.11/102.02/ 103.02/104.02/ 800.02	3.05	0.28
	On-line Refund against RFD 01	008769 e-PAO (Single Authority)	0009.02.101.02.11/102 .02/ 103.02/104.02	2930.59	183.68
	TOTAL			Comp. Cess	2,937.40
Grand Total				1,51,413.38	12831.07
Refund (on behalf of State/ UTs)	UIN (against RFD 10)	006893 ePAO (GST Mumbai)	Balance (to be recovered)	42.47	10.01
	On-line Refund against RFD 01	008769 e-PAO (Single Authority)	Balance (to be recovered)	-229.28	-671.31
	TOTAL (Balance)				-186.81

IGST REGULAR SETTLEMENT (Towards Centre)

FY 2022-23

(Rs. in crore)

Sl. No.	Month	Monthly Figure			Progressive Figure
		Gross	Adjustment	Net	
1	April	33,422.71	0.00	33,422.71	-

IGST REGULAR SETTLEMENT (Towards States)

FY 2022-23

(Rs. in crore)

Sl. No.	Month	Monthly Figure			Progressive Figure
		Gross	Adjustment	Net	
1	April	26,962.38	0.00	26,962.38	-

IGST Regular Settlement (State/UT wise)

(Rs. in crore)

Sl. No.	States	Head code	State Code	FY 2017-18 to FY 2020-21	FY 2021-22	FY 2021-22	
						April 22	Progressive
1	Jammu & Kashmir	0008.02.106/953/954	01	9,952.99	3,982.37	429.40	429.40
2	Himachal Pradesh	0008.02.106/953/954	02	5,402.63	2,402.30	302.23	302.23
3	Punjab	0008.02.106/953/954	03	22,375.31	8,646.57	947.10	947.10
4	Chandigarh	0008.02.107/956/957	04	2,840.23	1,065.99	114.52	114.52
5	Uttarakhand	0008.02.106/953/954	05	2,304.12	1,932.05	177.80	177.80
6	Haryana	0008.02.106/953/954	06	17,155.75	8,696.04	1078.80	1078.80
7	Delhi	0008.02.106/953/954	07	24,770.84	10,585.42	1319.31	1319.31
8	Rajasthan	0008.02.106/953/954	08	33,692.11	13,674.07	1581.31	1581.31
9	Uttar Pradesh	0008.02.106/953/954	09	81,676.98	29,875.56	3338.01	3338.01
10	Bihar	0008.02.106/953/954	10	32,042.65	12,306.00	1289.99	1289.99
11	Sikkim	0008.02.106/953/954	11	760.12	377.68	53.97	53.97
12	Arunachal Pradesh	0008.02.106/953/954	12	1,563.09	789.16	104.88	104.88
13	Nagaland	0008.02.106/953/954	13	1,408.79	634.07	65.53	65.53
14	Manipur	0008.02.106/953/954	14	1,928.49	825.11	86.93	86.93
15	Mizoram	0008.02.106/953/954	15	1,259.55	556.14	63.01	63.01
16	Tripura	0008.02.106/953/954	16	2,126.85	834.56	87.51	87.51
17	Meghalaya	0008.02.106/953/954	17	1,692.62	723.67	84.49	84.49
18	Assam	0008.02.106/953/954	18	14,652.12	5,513.80	523.55	523.55
19	West Bengal	0008.02.106/953/954	19	34,911.62	12,323.53	1179.40	1179.40
20	Jharkhand	0008.02.106/953/954	20	8,609.61	2,818.47	256.10	256.10
21	Odisha	0008.02.106/953/954	21	15,148.09	3,548.16	63.13	63.13
22	Chhattisgarh	0008.02.106/953/954	22	7,415.54	2,113.24	265.33	265.33
23	Madhya Pradesh	0008.02.106/953/954	23	33,177.73	12,082.67	1314.97	1314.97
24	Gujarat	0008.02.106/953/954	24	26,166.80	13,045.23	1161.48	1161.48
25	Daman and Diu	0008.02.107/956/957	25	61.82	26.20	0.08	0.08

Sl. No.	States	Head code	State Code	FY 2017-18 to FY 2020-21	FY 2021-22	FY 2021-22	
						April 22	Progressive
26	Dadra & Nagar Haveli	0008.02.107/956/957	26	371.68	405.60	55.14	55.14
27	Maharashtra	0008.02.106/953/954	27	71,388.60	29,958.58	3023.62	3023.62
28	Karnataka	0008.02.106/953/954	29	53,802.63	22,434.82	2099.79	2099.79
29	Goa	0008.02.106/953/954	30	2,818.91	1,242.51	140.75	140.75
30	Lakshadweep	0008.02.107/956/957	31	49.10	23.35	2.44	2.44
31	Kerala	0008.02.106/953/954	32	36,313.22	12,690.76	1356.69	1356.69
32	Tamil Nadu	0008.02.106/953/954	33	45,334.01	16,887.62	1679.79	1679.79
33	Puducherry	0008.02.106/953/954	34	1,335.22	495.58	55.44	55.44
34	Andaman & Nicobar	0008.02.107/956/957	35	682.17	231.53	23.65	23.65
35	Telangana	0008.02.106/953/954	36	37,862.36	14,627.05	1498.55	1498.55
36	Andhra Pradesh	0008.02.106/953/954	37	35,469.08	12,666.26	1092.57	1092.57
37	Ladaakh	0008.02.107/956/957	38	126.10	226.81	19.93	19.93
38	UT (Other Territory)	0008.02.107/956/957	97	841.30	229.28	25.21	25.21
	Total			6,69,490.82	2,61,497.81	26962.38	26962.38

IGST ADVANCE APPORTIONMENT (Month wise)

(Rs in crore)

	CGST			SGST			UTGST			Total		
	Advance Apportionment	Recovery	Outstanding	Advance Apportionment	Recovery	Outstanding	Advance Apportionment	Recovery	Outstanding	Advance Apportionment	Recovery	Outstanding
FY 2017-18	17,500.00	0.00	17,500.00	17,369.00	0.00	17,369.00	131.00	0.00	131.00	35,000.00	0.00	35,000.00
FY 2018-19	65,000.00	3,500.00	61,500.00	64,515.18	3,473.80	61,041.38	484.82	26.20	458.62	1,30,000.00	7,000.00	1,23,000.00
FY 2019-20	16,500.00	14,500.00	2,000.00	16,377.45	14,419.05	1,958.40	122.55	80.95	41.60	33,000.00	29,000.00	4,000.00
FY 2020-21	38,000.00	0.00	38,000.00	37,748.57	0.00	37,748.57	251.43	0.00	251.43	76,000.00	0.00	76,000.00
FY 2021-22	34,000.00	0.00	34,000.00	33,747.08	0.00	33,747.08	252.92	0.00	252.92	68,000.00	0.00	68,000.00
FY 2022-23												
April 22	0.00	0.00	0.00	0.00	0.00	0.00	0.00	0.00	0.00	0.00	0.00	0.00
outstanding	1,71,000.00	18,000.00	1,53,000.00	1,69,757.28	17,892.85	1,51,864.43	1,242.72	107.15	1,135.57	3,42,000.00	36,000.00	3,06,000.00

IGST ADVANCE APPORTIONMENT (State/UT wise)

(Rs. in crore)

Sl. No.	States	Head Code	State Code	FY 2017-18 to FY 2020-21	FY 2021-22	FY 2022-23	Progressive FY 2017-18 to Apr. 2022
						Apr-22	
1	Jammu and Kashmir	0008.02.960	01	1,405.85	385.09	0.00	1790.94
2	Himachal Pradesh	0008.02.960	02	1,095.69	308.20	0.00	1403.89
3	Punjab	0008.02.960	03	4,400.56	1286.00	0.00	5686.56
4	Chandigarh	0008.02.961	04	400.95	120.73	0.00	521.68
5	Uttarakhand	0008.02.960	05	1,609.09	449.15	0.00	2058.24
6	Haryana	0008.02.960	06	4,629.22	1275.52	0.00	5904.74
7	Delhi	0008.02.960	07	5,066.77	1413.16	0.00	6479.93
8	Rajasthan	0008.02.960	08	5,031.18	1426.05	0.00	6457.23
9	Uttar Pradesh	0008.02.960	09	9,419.67	2708.43	0.00	12128.10
10	Bihar	0008.02.960	10	3,540.84	987.28	0.00	4528.12
11	Sikkim	0008.02.960	11	64.84	17.08	0.00	81.92
12	Arunachal Pradesh	0008.02.960	12	51.82	8.79	0.00	60.62
13	Nagaland	0008.02.960	13	53.19	8.80	0.00	61.99
14	Manipur	0008.02.960	14	71.91	17.52	0.00	89.43
15	Mizoram	0008.02.960	15	36.69	8.88	0.00	45.57
16	Tripura	0008.02.960	16	220.32	61.68	0.00	282.00
17	Meghalaya	0008.02.960	17	175.38	46.61	0.00	221.99
18	Assam	0008.02.960	18	1,705.44	491.48	0.00	2196.93
19	West Bengal	0008.02.960	19	5,921.87	1733.07	0.00	7654.94
20	Jharkhand	0008.02.960	20	1,944.27	557.12	0.00	2501.38
21	Odisha	0008.02.960	21	3,365.58	994.28	0.00	4359.87
22	Chhattisgarh	0008.02.960	22	2,277.62	652.01	0.00	2929.63
23	Madhya Pradesh	0008.02.960	23	4,397.08	1264.87	0.00	5661.95
24	Gujarat	0008.02.960	24	9,008.26	2547.26	0.00	11555.52

Sl. No.	States	Head Code	State Code	FY 2017-18 to FY 2020-21	FY 2021-22	FY 2022-23	Progressive FY 2017-18 to Apr. 2022
						Apr-22	
25	Daman and Diu	0008.02.961	25	214.68	63.61	0.00	278.29
26	Dadra and Nagar Haveli	0008.02.961	26	247.30	62.26	0.00	309.55
27	Maharashtra	0008.02.960	27	18,485.20	5351.63	0.00	23836.83
28	Karnataka	0008.02.960	29	10,900.26	3099.36	0.00	13999.62
29	Goa	0008.02.960	30	673.56	195.72	0.00	869.28
30	Lakshdeep	0008.02.960	31	0.00	0.00	0.00	0.00
31	Kerala	0008.02.960	32	4,903.46	1407.55	0.00	6311.00
32	Tamil Nadu	0008.02.960	33	8,909.05	2587.72	0.00	11496.77
33	Puducherry	0008.02.960	34	342.32	94.06	0.00	436.39
34	Andaman & Nicobar Islands	0008.02.961	35	19.72	6.32	0.00	26.03
35	Telangana	0008.02.960	36	4,598.31	1263.20	0.00	5861.51
36	Andhra Pradesh	0008.02.960	37	3,812.04	1099.51	0.00	4911.55
	Total			1,19,000.00	34,000.00	0.00	1,53,000.00

Statement No. 1

Accounts Figure during the month of April

(Rs. in Crores)

Accounts Figure during the month of April 2022 (FY 2022-23)							Accounts Figure during the month of April 2021 (FY 2021-22)							
MAJOR HEADS	B.E.	Gross Collection	Refund	Amt. Apportioned to (+)/from(-)	Net Collection	% of BE Achieved	B.E.	Gross Collection	Refund	Amt. Apportioned to (+)/from(-)	Net Collection	Collection by other min./depts	Total Net Collections	% of BE Achieved
(a)	(b)	(c)	(d)	(e)	(f)	(g)	(h)	(i)	(j)	(k)	(l)	(m)	(n)	(o)
0005-CGST	660000	33152.25	2481.94	33422.71	64093.02	9.71	530000	27832.03	1558.87	29185.18	55458.34	0	55458.34	10.46
0007-UTGST (OT)	0	19.14	1.35	25.21	43.00	0.00	0	23.49	0.00	42.91	66.40	0.00	66.40	0.00
0008-IGST (IMP)		36664.70	0.00	0.00	36664.70			28655.36	0.00	0.00	28655.36	0.00	28655.36	
0008-IGST (Dom)		45228.73	10163.56	-60385.09	-25319.92			38873.50	10800.43	-51941.23	-23868.16		-23868.16	
0008-IGST (Total)	0	81893.43	10163.56	-60385.09	11344.78	0.00	0	67528.86	10800.43	-51941.23	4787.20	0.00	4787.20	0.00
0009-Comp. Cess (IMP)		827.17	0.00	0.00	827.17			880.55	0.00	0.00	880.55	0.00	880.55	
0009-Comp. Cess (Dom)		9792.26	184.22	0.00	9608.04			8463.70	157.19	0.00	8306.51	0.00	8306.51	
0009-Comp. Cess (Total)	120000	10619.43	184.22	0.00	10435.21	8.70	100000	9344.25	157.19	0.00	9187.06	0.00	9187.06	9.19
Total (A)	780000	125684.25	12831.07	-26937.17	85916.01	11.01	630000	104728.63	12516.49	-22713.14	69499.00	0.00	69499.00	11.03
0037-Custom (Cash)	181810	12614.37	2248.50	0.00	10365.87	5.70	123000	19268.40	1362.33	0.00	17901.25	4.82	17906.07	14.56
0037-Custom (Scrips)	31190	0.00	0.00	0.00	0.00	0.00	13000	0.00	0.00	0.00	0.00	0.00	0.00	0.00
0037-Custom Cash+Scrips	213000	12614.37	2248.50	0.00	10365.87	4.87	136000	19268.40	1362.33	0.00	17901.25	4.82	17906.07	13.17
0038-U.E.D	335000	175.17	79.07	0.00	96.10	0.03	335000	277.26	123.40	0.00	153.86	0.00	153.86	0.05
0044-SERVICE Tax	2000	111.29	25.29	0.00	86.00	4.30	1000	67.64	13.12	0.00	54.36	0.16	54.52	5.45
TOTAL (B)	550000	12900.83	2352.86	0.00	10547.97	1.92	472000	19613.30	1498.85	0.00	18109.47	4.98	18114.45	3.84
Total (A+B)	1330000	138585.08	15183.93	-26937.17	96463.98	7.25	1102000	124341.93	14015.34	-22713.14	87608.47	4.98	87613.45	7.95

NOTE:-

- The difference between Flash Figure (reported earlier) and Account Figure of April, 2022 is around 0.99%
- The Accounts Figure during the month of April, 2021 (FY 2021-22) are inclusive of collection made by other Min./Depts., whereas the figure April 2022 (FY 2022-23) are not inclusive of collection made by other Min./Depts.
- The refunds mentioned in the statement include drawbacks applicable in the case of Customs Duties
- The Revenue collections figures in r/o IGST on Imports and GST Comp. Cess on Imports of goods and services is based on the figures received from O/o DG Systems CBEC and subject to corrections.
- UTGST (OT) comprises the collections made for the supplies of Goods/Services at Territorial waters of India beyond 14 nautical miles of the coast line.
- Scrips head code under customs 0037.00.101.99 -Basic Duty paid through Scrips.

**Office of the Principal Chief Controller of Accounts,
Central Board of Indirect Taxes and Customs, 1st Floor,
DGACR Building, I.P. Estate, New Delhi-110002**