



सत्यमेव जयते

# Principal Chief Controller of Accounts Central Board of Indirect Taxes and Customs Department of Revenue Ministry of Finance

A+ | A | A- | English A A Login



An Official website of  
**Pr. Chief Controller of Accounts**  
Central Board of Indirect Taxes & Customs

- Home
- About Us ▾
- Administration
- PAO
- DDO Directory
- List of Authorised Banks
- Publication
- Tender
- Contact Us

## Accounting & Reconciliation Portal of Indirect Taxes



## MONTHLY ACCOUNTS INDIRECT TAXES September, 2019

## INDEX

Sl. No.	Contents	Page
1	Executive Summary	1-2
2	Indirect Tax Gross & Net Collection at a glance	3
3	Indirect tax collections for September, 2019	4
4	Indirect tax collections up to September, 2019	5
5	<b>GST Refunds Report</b> for Month wise 2019-20	6-7
6	<b>0005-CGST Collections</b> for Month wise 2019-20 & 2018-19	8-9
7	<b>0005-CGST Refunds</b> for Month wise 2019-20 & 2018-19	10
8	<b>0005-CGST: Head wise Breakup of Collections</b>	11
9	<b>0005-CGST Advance Apportionment</b>	12
10	<b>0007-UTGST Collections</b> for Month wise 2019-20	13-14
11	<b>0007-UTGST: Head wise breakup of Collections</b>	15
12	<b>0008-IGST Collections</b> for Month wise 2019-20 & 2018-19	16-17
13	<b>0008-IGST Refunds</b> for Month wise 2019-20 & 2018-19	18
14	<b>0008-IGST: Head wise Breakup of Collections</b>	19-20
15	<b>0008-IGST Regular Settlement (Towards Centre &amp; States)</b>	21
16	<b>0008-IGST Regular Settlement (States/UT wise)</b>	22-24
17	<b>0008-IGST Advance Apportionment month wise</b>	25
18	<b>0008-IGST Advance Apportionment (State/UT wise)</b>	26-28
19	<b>0009-Compensation Cess</b> collection for Month wise 2019-20 & 2018-19	29-30
20	<b>0009-Compensation Cess Refunds</b> for Month wise 2019-20 & 2018-19	31
21	<b>0009-Compensation Cess: Head wise Breakup of Collections</b>	32

22	<b>0037-Custom Collections</b> for Month wise 2019-20 & 2018-19	33-34
23	<b>0037-Custom Refunds</b> for Month wise 2019-20 & 2018-19	35
24	<b>0037-Custom Duty</b> : Head wise Breakup of Collections	36-38
25	<b>0038-U.E.D. Collections</b> for Month wise 2019-20 & 2018-19	39-40
26	<b>0038-U.E.D. Refunds</b> for Month wise 2019-20 & 2018-19	41
27	<b>0038-U.E.D.</b> : Head wise Breakup of Collections	42-44
28	<b>0044-Service Tax Collections</b> for Month wise 2019-20 & 2018-19	45-46
29	<b>0044-Service Tax Refunds</b> for Month wise 2019-20 & 2018-19	47
30	<b>0044-Service Tax</b> : Service wise Collections	48-55

# INDIRECT TAX COLLECTION

## SEPTEMBER, 2019

### Executive Summary

#### *Gross Collections*

- Gross collection of Indirect Taxes (including GST) up to **September, 2019** is **Rs. 6.28 lakh crore** in comparison to **Rs. 6.31 lakh crore** during COPPY, showing a **decline of 0.51%**. Out of the Total gross collection, the share of **CGST** is **Rs. 1.10 lakh crore**, **UTGST** is **Rs. 126.82 crore**, **IGST** is **Rs. 2.88 lakh crore**, **Compensation Cess** is **Rs 47,938.72 crore**, **Custom Duty** is **Rs 81,740.24 crore**, **UED** is **Rs 98,245.68 crore** and **Service Tax** is **Rs 1,733.79 crore**.

#### *Net Collections (Total)*

- Net collection up to **September, 2019** is **Rs. 4.49 lakh crore** as compared to **Rs. 4.59 lakh crore** during COPPY showing a **decline of 2.09%**. The net collection is **40.15%** of the BE of **Rs. 11.19 lakh crore**.

#### *Custom Duty (Net)*

- Net collection up to **September, 2019** is **Rs. 71,831.57 crore** which is **46.07%** of B.E.

#### *Customs Duty drawback and Refund*

- The Custom duty drawback & Refund payments up to September, 2019 are **Rs. 9,908.67 crore**. (12.12% of Gross Collections)

#### *Union Excise Duty (Net)*

- Net collection of Excise Duty up to **September, 2019** is **Rs. 95,929.77 crore** which is **31.98%** of B.E.

#### *Union Excise Duty Refund*

- The UED Refund payments up to **September, 2019** are **Rs. 2,315.91 crore**. (2.36% of Gross Collections)

### ***Service-Tax (Net)***

- Net collection of Service Tax **up to September, 2019** is **Rs. 641.41 crore**, which is BE 2019-20 is Nil.

### ***Service Tax Refund***

- The Service Tax Refund payments **up to September, 2019** are **Rs. 1092.38 crore**. (63.01% of Gross Collections)

### ***CGST (Net)***

- Net Collection of CGST **up to September, 2019** is **Rs. 2.47 lakh crore**. It includes monthly ad-hoc Advance Apportionment from IGST.

### ***UTGST (OT) (Net)***

- Net Collection of UTGST **up to September, 2019** is **Rs. 453 crore**.

### ***IGST (Net)***

- Net collection of IGST **up to September, 2019** is **Rs. -13,828.43 crore**. This is after Refunds and Monthly Ad-hoc Advance Apportionment.

### ***Compensation Cess (Net)***

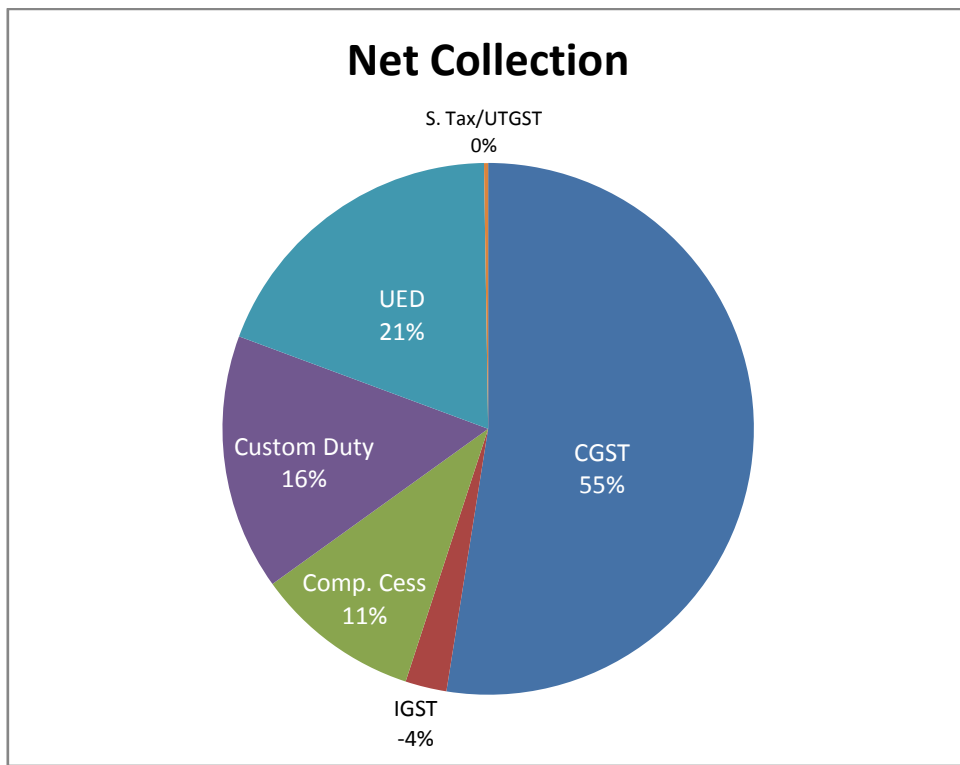
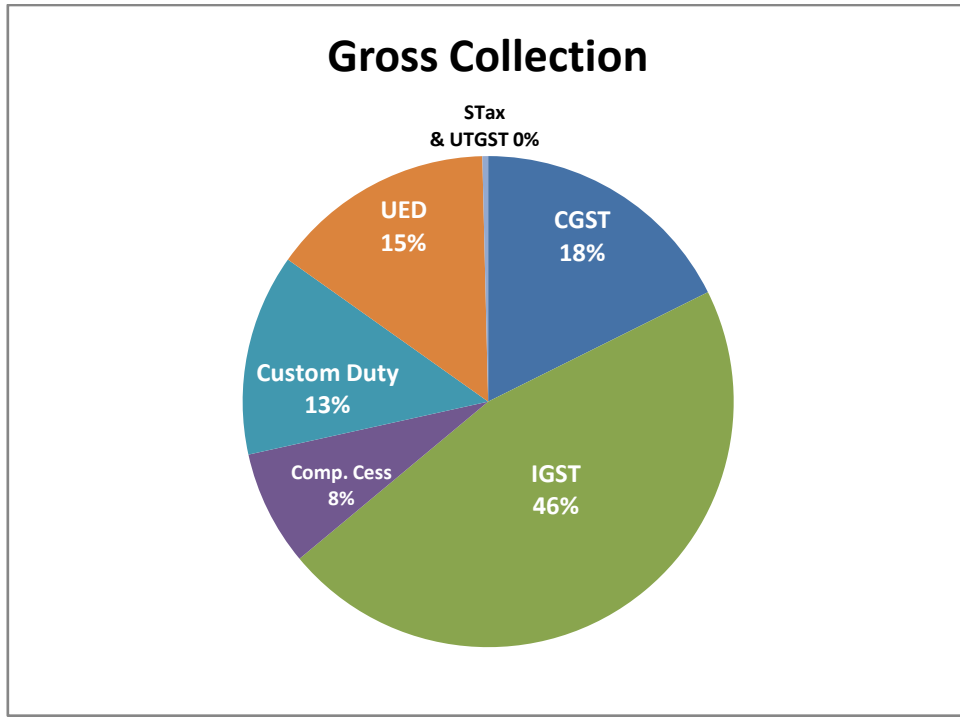
- Net (after Refund) collection of Compensation Cess **up to September, 2019** is **Rs. 46,765.74 crore**.

### ***Refund of GST***

- *An amount of **Rs. 54,629.52 crore** has been paid as GST Refund Up to September, 2019 with following details:*

- *CGST: Rs. 7,101.68 crore*
- *IGST: Rs. 46,354.86 crore*
- *Comp. Cess: Rs. 1,172.98 crore*

**Indirect Taxes**  
**Gross & Net Collection at a glance**  
**(Up to September, 2019)**



**Statement-1 Accounts Figure during the month of September,2019**

(Rs. in crore)

Accounts Figure during the month of September 2019 (FY 2019-20)							Accounts Figure during the month of September 2018 (FY 2018-19)							
MAJOR HEADS	B.E.	Gross Collection	Refund / Drawback	IGST Settlement	Net Collection	% of B.E.	B.E.	Gross Collection	Refund / Drawback	IGST Settlement	Net Collection	Collection by other min./deptt	Total Net Collections	% of B.E.
(a)	(b)	(c)	(d)	(e)	(f)	(g)	(h)	(i)	(j)	(k)	(l)	(m)	(n)	(o)
					{c-(d+e)}						{i-(j+k)}		(l+m)	
0005-CGST	526000	16633.81	1239.29	22737.13	38131.65	7.25	603900	15317.68	710.15	15255.49	29863.02	0.00	29863.02	4.95
0007-UTGST (OT)	0	7.06	0	326.18	333.24	0.00		18.15	0	0	18.15		18.15	0
0008.01 IGST (Imp.)		21373.16	0	0	21373.16			25713.51	0.00	0	25713.51		25713.51	
0008.02 IGST (Dom.)		22971.76	9054.25	-38941.15	-25023.64			24762.35	6514.28	-29207.82	-10959.80	0.05	-10959.75	
<b>0008-IGST*(Total)</b>	<b>28000</b>	<b>44344.92</b>	<b>9054.25</b>	<b>-38941.15</b>	<b>-3650.48</b>	<b>-13.04</b>	<b>50000</b>	<b>50475.86</b>	<b>6514.28</b>	<b>-29207.82</b>	<b>14753.71</b>	<b>0.05</b>	<b>14753.76</b>	<b>29.51</b>
0009.01 C. Cess (Imp)		591.88	0.00	0.00	591.88			739.04	0	0	739.04		739.04	
0009.02 C.Cess (Dom.)		6891.85	335.79	0.00	6556.06			7223.60	113.15	0	7110.45		7110.45	
<b>0009-Comp. Cess (Total)</b>	<b>109343</b>	<b>7483.73</b>	<b>335.79</b>	<b>0.00</b>	<b>7147.94</b>	<b>6.54</b>	<b>90000</b>	<b>7962.64</b>	<b>113.15</b>	<b>0.00</b>	<b>7849.49</b>	<b>0.00</b>	<b>7849.49</b>	<b>8.72</b>
<b>Total (A)</b>	<b>663343</b>	<b>68469.52</b>	<b>10629.33</b>	<b>-15877.84</b>	<b>41962.35</b>	<b>6.33</b>	<b>743900</b>	<b>73774.33</b>	<b>7337.58</b>	<b>-13952.33</b>	<b>52484.37</b>	<b>0.05</b>	<b>52484.42</b>	<b>7.06</b>
0037-CUSTOMS	155904	11374.54	1573.58	0.00	9800.96	6.29	112500	12975.19	1781.87	0.00	11186.55	6.77	11193.32	9.94
0038-U E D	300000	20333.66	435.90	0.00	19897.76	6.63	259600	19578.28	376.89	0.00	19199.20	2.19	19201.39	7.40
0044-SERVICE TAX	0	131.52	162.20	0.00	-30.68	0.00	0	677.35	90.46	0.00	586.42	0.47	586.89	0.00
<b>TOTAL</b>	<b>455904</b>	<b>31839.72</b>	<b>2171.68</b>	<b>0.00</b>	<b>29668.04</b>	<b>6.51</b>	<b>372100</b>	<b>33230.82</b>	<b>2249.22</b>	<b>0.00</b>	<b>30972.17</b>	<b>9.43</b>	<b>30981.60</b>	<b>8.32</b>
<b>Total (A+B)</b>	<b>1119247</b>	<b>100309.24</b>	<b>12801.01</b>	<b>-15877.84</b>	<b>71630.39</b>	<b>6.40</b>	<b>1116000</b>	<b>107005.15</b>	<b>9586.80</b>	<b>-13952.33</b>	<b>83456.54</b>	<b>9.48</b>	<b>83466.02</b>	<b>7.48</b>

**NOTE:-**

- The difference between Flash Figure (reported earlier) and Account Figure of Sep is around 3.82%.
- The Accounts Figure during the month of September, 2018 (FY 2018-19) are inclusive of collection made by other Min./Depts., whereas the figure September, 2019 (FY 2019-20) are not inclusive of collection made by other Min./Depts.
- The refunds mentioned in the statement include drawbacks applicable in the case of Customs Duties
- The Revenue collections figures in r/o IGST on Imports and GST Comp. Cess on Imports of goods and services is based on the figures received from O/o DG Systems CBIC and subject to

**Statement-2 Accounts Figure up to the month of September,2019**

(Rs. in crore)

MAJOR HEADS (a)	Accounts Figure Upto the month of September 2019 (FY 2019-20)								Account Figure Upto the month of September 2018 (FY 2018-19)							
	B.E.	Gross Collection	Refund / Drawback	IGST Settlement	Net Collection	Collection by other min./deppt	Total Net Collections	% of B.E.	B.E.	Gross Collection	Refund / Drawback	IGST Settlement	Net Collection	Collection by other min./deppt	Total Net Collections	% of B.E.
	(b)	(c)	(d)	(e)	(f)	(g)	(h)	(i)	(j)	(k)	(l)	(m)	(n)	(o)	(p)	(q)
					{c-(d+e)}		(f+g)						{k-(l+m)}		(n+o)	
0005-CGST	526000	109612.62	7101.68	145065.91	247576.75	0.10	247576.85	47.07	603900	96947.31	4283.53	122282.88	214945.85	0.81	214946.66	35.59
0007-UTGST (OT)	0	126.82	0	326.18	453.00		453.00		0	157.84	0.00	0.00	157.84		157.84	0
0008.01 IGST (Imp.)		132617.35	0	0	132617.35		132617.35			149910.95		0.00	149910.95		149910.95	
0008.02 IGST (Dom.)		155726.83	46354.86	-255817.75	-146446.00	0.22	-146445.78			152193.63	36401.06	-238514.13	-122722.32	0.76	-122721.56	
0008-IGST*(Total)	28000	288344.18	46354.86	-255817.75	-13828.65	0.22	-13828.43	-49.39	50000	302104.58	36401.06	-238514.13	27188.63	0.76	27189.39	54.38
0009.01 C. Cess (Imp.)		3992.19	0.00	0.00	3992.19		3992.19			4569.97	0.00	0.00	4569.97		4569.97	
0009.02 C.Cess (Dom.)		43946.53	1172.98	0.00	42773.55	0.00	42773.55			43255.71	888.14	0.00	42367.57		42367.57	
0009-Comp. Cess (Total)	109343	47938.72	1172.98	0.00	46765.74	0.00	46765.74	42.77	90000	47825.68	888.14	0.00	46937.54	0.00	46937.54	52.15
<b>Total (A)</b>	<b>663343</b>	<b>446022.34</b>	<b>54629.52</b>	<b>-110425.66</b>	<b>280966.84</b>	<b>0.32</b>	<b>280967.16</b>	<b>42.36</b>	<b>743900</b>	<b>447035.41</b>	<b>41572.73</b>	<b>-116231.25</b>	<b>289229.86</b>	<b>1.57</b>	<b>289231.43</b>	<b>38.88</b>
0037-CUSTOMS	155904	81740.24	9908.67	0.00	71781.46	50.11	71831.57	46.07	112500	74010.85	9554.64	0.00	64423.56	32.65	64456.21	57.29
0038-U E D	300000	98245.68	2315.91	0.00	95929.77	0.00	95929.77	31.98	259600	103901.79	3312.17	0.00	100584.04	5.58	100589.62	38.75
0044-SERVICE TAX	0	1733.79	1092.38	0.00	638.08	3.33	641.41	0.00	0	6003.18	1295.79	0.00	4700.27	7.12	4707.39	0.00
<b>TOTAL</b>	<b>455904</b>	<b>181719.71</b>	<b>13316.96</b>	<b>0.00</b>	<b>168349.31</b>	<b>53.44</b>	<b>168402.75</b>	<b>36.94</b>	<b>372100</b>	<b>183915.82</b>	<b>14162.60</b>	<b>0.00</b>	<b>169707.87</b>	<b>45.35</b>	<b>169753.22</b>	<b>45.62</b>
<b>Total (A+B)</b>	<b>1119247</b>	<b>627742.05</b>	<b>67946.48</b>	<b>-110425.66</b>	<b>449316.15</b>	<b>53.76</b>	<b>449369.91</b>	<b>40.15</b>	<b>1116000</b>	<b>630951.23</b>	<b>55735.33</b>	<b>-116231.25</b>	<b>458937.73</b>	<b>46.92</b>	<b>458984.65</b>	<b>41.13</b>

**Note:**

1 The collections made by other Ministries/Departments (Post,Railway,Coal,Commerce etc.) are directly reported to Controller General of Accounts and have also been shown separately in Col.(g) & (o) added in the total collections. The collection figures of other Ministries/Deppt. up to the month of September, 2019 (FY 2019-20). (Col. g)

2. UTGST (OT) comprises the collections made for the supplies of Goods/Services at Territorial waters of India beyond 14 nautical miles of the coast line.

## GST Refund Report

(Rs in crore)

Head Nomenclature		Major/Minor Head	FY 2018-19 (up to Mar. Supl. 2019)	FY 2019-20							
				April	May	June	July	August	Sept.	Prog.	
<b>IGST</b>	EXPORTS	Tax	0008.02.101.02.02	56,056.59	3,645.68	3,103.54	8,033.66	5,479.79	2,857.37	6,341.00	29,461.04
	UIN (against RFD 10)	Tax	0008.02.101.02.07	11.08	1.26	9.81	5.38	6.90	6.08	3.00	32.43
	Other (against RFD 01-A)	Tax	0008.02.101.02.11	23856.31	1,705.49	3,385.53	2,682.55	3,212.90	3,160.48	2,704.52	16,851.47
		Interest	0008.02.102.02	11.84	0.20	0.54	0.15	0.29	0.40	4.61	6.19
		Penalty	0008.02.103.02	0.66	0.02	0.16	0.25	0.30	0.13	0.29	1.15
		Fees	0008.02.104.02	3.14	0.00	0.16	0.74	0.05	0.11	0.76	1.82
		Others	0008.02.800.02	17.28	0.00	0.41	0.01	0.22	0.05	0.07	0.76
			Total		23889.23	1705.71	3386.80	2683.70	3213.76	3161.17	2710.25
	<b>TOTAL</b>		<b>IGST</b>	<b>79,956.90</b>	<b>5,352.65</b>	<b>6,500.15</b>	<b>#####</b>	<b>8,700.45</b>	<b>#####</b>	<b>9,054.25</b>	<b>46,354.86</b>
<b>CGST</b>	UIN (against RFD 10)	Tax	0005.00.101.02.07	55.01	2.22	10.00	9.49	10.76	7.63	6.17	46.27
	Other (against RFD 01-A)	Tax	0005.00.101.02.11	10330.12	670.84	1342.97	1127.28	1300.24	1377.65	1232.40	7051.38
		Interest	0005.00.102.02	5.23	0.17	0.35	0.06	0.20	0.23	0.52	1.53
		Penalty	0005.00.103.02	1.08	0.13	0.23	0.20	0.11	0.08	-0.05	0.70
		Fees	0005.00.104.02	1.25	0.03	0.11	0.04	0.07	0.07	0.10	0.42
		Others	0005.00.800.02	9.39	0.06	0.99	0.02	0.13	0.03	0.15	1.38
		Total		10347.07	671.23	1344.65	1127.60	1300.75	1378.06	1233.12	7055.41
<b>TOTAL</b>		<b>CGST</b>	<b>10402.08</b>	<b>673.45</b>	<b>1354.65</b>	<b>1137.09</b>	<b>1311.51</b>	<b>1385.69</b>	<b>1239.29</b>	<b>7101.68</b>	

Head Nomenclature			Major/Minor Head	FY 2018-19 (up to Mar. Supl. 2019)	FY 2019-20						
					April	May	June	July	August	Sept.	Prog.
GST COMP CESS	UIN (against RFD 10)	Tax	0009.02.101.02.07	2.92	0.05	0.80	0.36	0.13	0.46	0.39	2.19
	Other (against RFD 01-A)	Tax	0009.02.101.02.11	2272.89	65.70	192.05	193.50	141.47	233.69	335.34	1161.75
		Interest	0009.02.102.02	0.57	0.00	3.65	0.01	0.01	0.03	0.02	3.72
		Penalty	0009.02.103.02	0.02	0.00	1.46	0.05	0.00	0.11	0.02	1.64
		Fees	0009.02.104.02	0.12	0.00	0.01	0.01	0.00	0.00	0.01	0.03
		Others	0009.02.800.02	3.36	0.38	1.49	1.51	0.26	0.00	0.01	3.65
			Total		2276.96	66.08	198.66	195.08	141.74	233.83	335.40
	<b>TOTAL</b>		<b>Comp. Cess</b>	<b>2279.88</b>	<b>66.13</b>	<b>199.46</b>	<b>195.44</b>	<b>141.87</b>	<b>234.29</b>	<b>335.79</b>	<b>1172.98</b>
<b>GRAND TOTAL</b>				<b>92,638.86</b>	<b>6092.23</b>	<b>8054.26</b>	<b>12055.27</b>	<b>10153.83</b>	<b>7644.60</b>	<b>10629.33</b>	<b>54629.52</b>

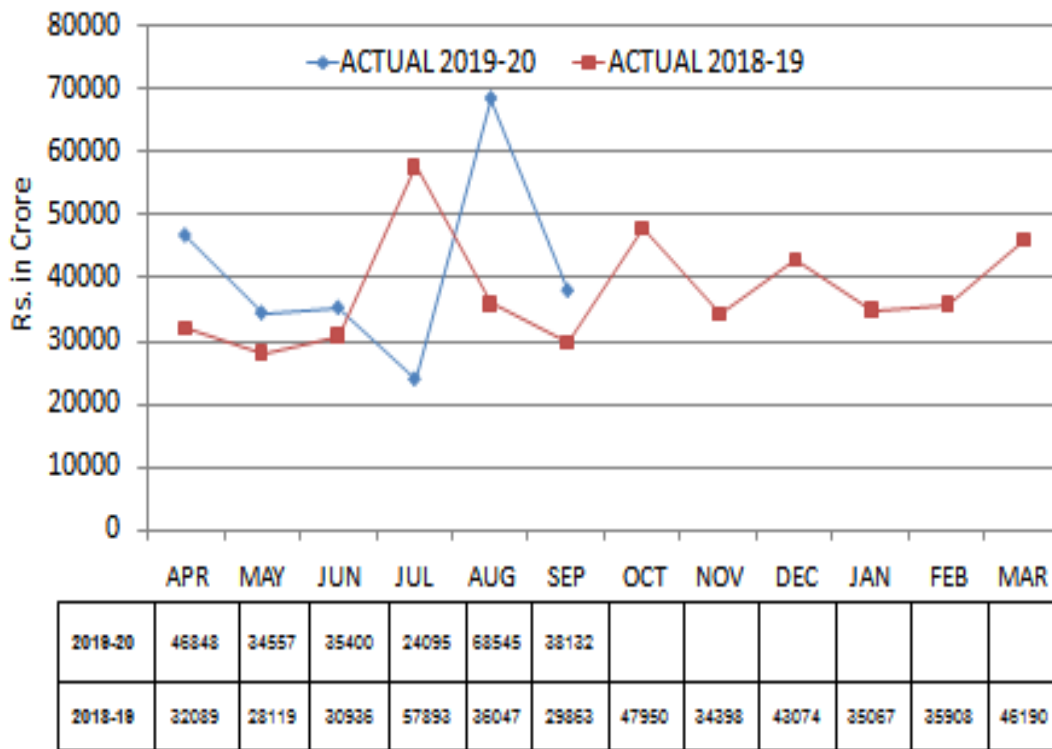
**Monthly Collection**  
**Central Goods & Service Tax (Gross & Net)**

(Rs in crore)

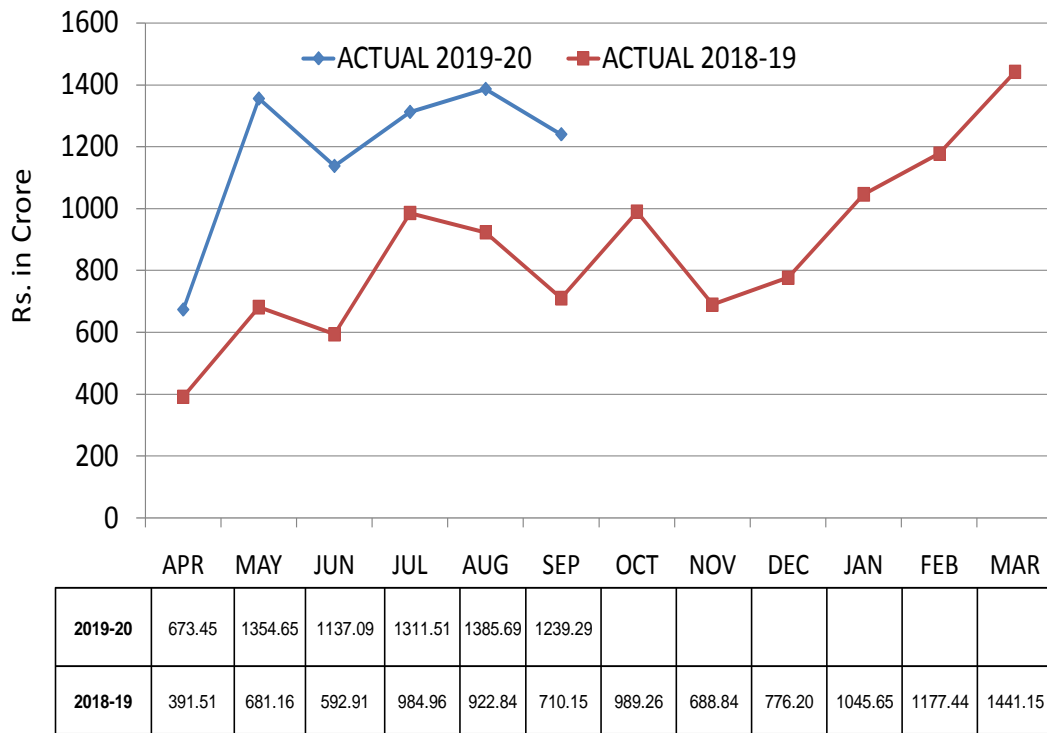
<b>Budget Estimate</b>	<b>2019-20 (BE)</b>	<b>2018-19 (BE)</b>
	<b>Rs. 5,26,000</b>	<b>Rs. 6,03,900</b>

Sl. NO	MONTH	2019-20				2018-19			
		Gross		Net		Gross		Net	
		Monthly	Progressive	Monthly	Progressive	Monthly	Progressive	Monthly	Progressive
1	April	21,151	21,151	46,848	46,848	18,640	18,640	32,089	32,089
2	May	17,813	38,964	34,557	81,405	15,869	34,509	28,119	60,208
3	June	18,369	57,333	35,400	1,16,805	15,853	50,362	30,936	91,144
4	July	17,907	75,240	24,095	1,40,900	15,959	66,321	57,893	1,49,037
5	August	17,739	92,979	68,545	2,09,445	15,309	81,630	36,047	1,85,084
6	September	16,634	1,09,613	38,132	2,47,577	15,317	96,947	29,863	2,14,947
7	October					16,450	1,13,397	47,950	2,62,897
8	November					16,826	1,30,223	34,398	2,97,295
9	December					16,441	1,46,664	43,074	3,40,369
10	January					17,769	1,64,433	35,067	3,75,436
11	February					17,615	1,82,048	35,908	4,11,344
12	March					20,371	2,02,419	46,190	4,57,534

**CGST (Net)**  
**Monthly Trends of Collection**



### CGST (Refund) Monthly Trends



**CGST Collections  
(Head wise Breakup)**

(Rs. in crore)

Sl. No.	Head Code	Head Nomenclature	Upto the month of Sept.. 2019 (FY 2019-20)	Upto the month of Sept.. 2018 (FY 2018-19)	Growth in %
<b>A</b>	<b>0005</b>	<b>CENTRAL GOODS AND SERVICES TAX (CGST)</b>			
1	000500101	TAX ON CENTRAL GOODS AND SERVICES TAX (CGST)	107983.63	95516.72	<b>13.05</b>
2	000500102	INTEREST	443.22	258.29	<b>71.60</b>
3	000500103	PENALTY	108.30	82.98	<b>30.51</b>
4	000500104	FEES	1034.79	1056.96	<b>-2.10</b>
5	000500500	RECEIPTS AWAITING TRANSFER TO OTHER MINOR HEADS	0.25	0.98	<b>-74.25</b>
6	000500800	OTHER RECEIPTS	42.33	30.57	<b>38.48</b>
		<b>Collection made by other Deptt./ Ministries</b>	<b>0.10</b>	<b>0.81</b>	<b>0.00</b>
		<b>Gross Collection Total (A)</b>	<b>109,612.62</b>	<b>96,947.31</b>	<b>13.06</b>
7	00050010102	DEDUCT REFUNDS	-7097.64	-4272.20	<b>66.14</b>
8	00050010202	DEDUCT REFUNDS	-1.53	-3.54	<b>-56.81</b>
9	00050010302	DEDUCT REFUNDS	-0.69	-0.33	<b>111.71</b>
10	00050010402	DEDUCT REFUNDS	-0.43	-0.68	<b>-36.55</b>
11	00050080002	DEDUCT REFUNDS	-1.38	-6.78	<b>-79.60</b>
12	000500105	INPUT TAX CREDIT CROSS UTILISATION OF CGST AND IGST	128173.92	84017.70	<b>52.56</b>
13	000500106	APPORT OF IGST -TRANSFER-IN OF TAX COMPONENT TO CGST	12391.99	10765.17	<b>15.11</b>
14	000500110	ADVANCE APPORTIONMENT FROM IGST	4500.00	27500.00	<b>-83.64</b>
		<b>Refund/Apportionment Total (B)</b>	<b>137,964.23</b>	<b>117,999.35</b>	<b>16.92</b>
		<b>Net Total (A+B)</b>	<b>247,576.85</b>	<b>214,946.66</b>	<b>15.18</b>

Note: The Collection made by other Ministries/Departments during the FY 2019-20 is reported up to August 2019.

**ADVANCE APPORTIONMENT From IGST  
(CGST SHARE)**

**(Rs. in crore)**

<b>CGST</b>			
	<b>Advance Apportionment</b>	<b>Recovery</b>	<b>Outstanding</b>
FY 2017-18	17,500.00	0.00	17,500.00
FY 2018-19	65,000.00	3,500.00	61,500.00
<b>up to 2018-19</b>	<b>82,500.00</b>	<b>3,500.00</b>	<b>79,000.00</b>
<b>FY 2019-20</b>			
<b>April 19</b>	6,000.00	0.00	6,000.00
<b>May</b>	0.00	0.00	0.00
<b>June</b>	0.00	0.00	0.00
<b>July</b>	7,500.00	0.00	7,500.00
<b>August</b>	0.00	7,000.00	-7,000.00
<b>September</b>	0.00	2,000.00	-2,000.00
<b>Outstanding up to Sep, 19</b>	<b>96,000.00</b>	<b>12,500.00</b>	<b>83,500.00</b>

**Monthly Trends of Collection  
UTGST (OT) Gross & Net**

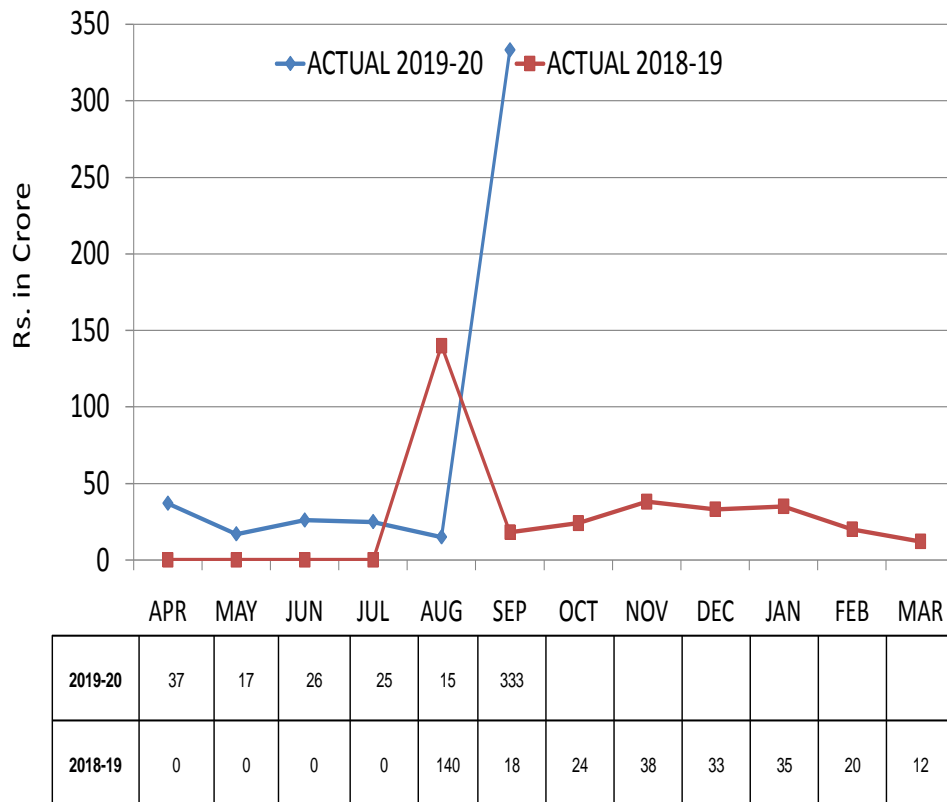
(Rs. in crore)

Budget Estimate	2019-20 (BE)	2018-19 (BE)
	Rs. 0.00	Rs. 0.00

Sl. No	MONTH	Gross		Net of Refund (includes Settlement)		Gross		Net of Refund (includes Settlement)	
		Monthly	Progressive	Monthly	Progressive	Monthly	Progressive	Monthly	Progressive
1	April	37	37	37	37	0	0		
2	May	17	54	17	54	0	0		
3	June	26	80	26	80	0	0		
4	July	25	105	25	105	0	0		
5	August	15	120	15	120	140	140	140	140
6	September	7	127	333	453	18	158	18	158
7	October					23	181	23	181
8	November					38	219	38	219
9	December					34	253	34	253
10	January					35	288	35	288
11	February					20	308	20	308
12	March					12	320	12	320

Note: UTGST (Other Territory) collection are those collection for which the place of supply is the territorial water beyond 14 nautical miles in the shore area of India.

## UTGST (OT) (Net) Monthly Trends of Collection



## UTGST (OT) Collections

(Rs. in crore)

Sl. No.	Head Code	Head Nomenclature	Upto the month of Sept.. 2019 (FY 2019-20)	Upto the month of Sept.. 2018 (FY 2018-19)	<i>Growth in %</i>
	<b>0007</b>	<b>UNION TERRITORY GOODS AND SERVICES TAX (UTGST)</b>			
	<b>000706</b>	<b>OTHER TERRITORY</b>			
1	000706101	TAX	126.57	142.77	<b>-11.35</b>
2	000706102	INTEREST	0.25	0.14	<b>75.78</b>
3	000706104	FEES	0.00	0.03	<b>-87.90</b>
4	000706500	RECEIPTS AWAITING TRANSFER TO OTHER MINOR HEADS	0.00	14.90	<b>0.00</b>
		<b>Gross Collection (Total A)</b>	<b>126.82</b>	<b>157.84</b>	<b>-19.65</b>
12	000706105	INPUT TAX CREDIT CROSS UTILISATION OF UTGST AND IGST	326.10	0.00	<b>0.00</b>
13	000706106	APPORTIONMENT OF IGST-TRANSFER-IN OF TAX COMPONENT TO UTGST	0.08	0.00	<b>0.00</b>
		<b>Refund/Apportionment Total (B)</b>	<b>326.18</b>	-	<b>0.00</b>
		<b>Net Total (A+B)</b>	<b>453.00</b>	<b>157.84</b>	<b>187.01</b>

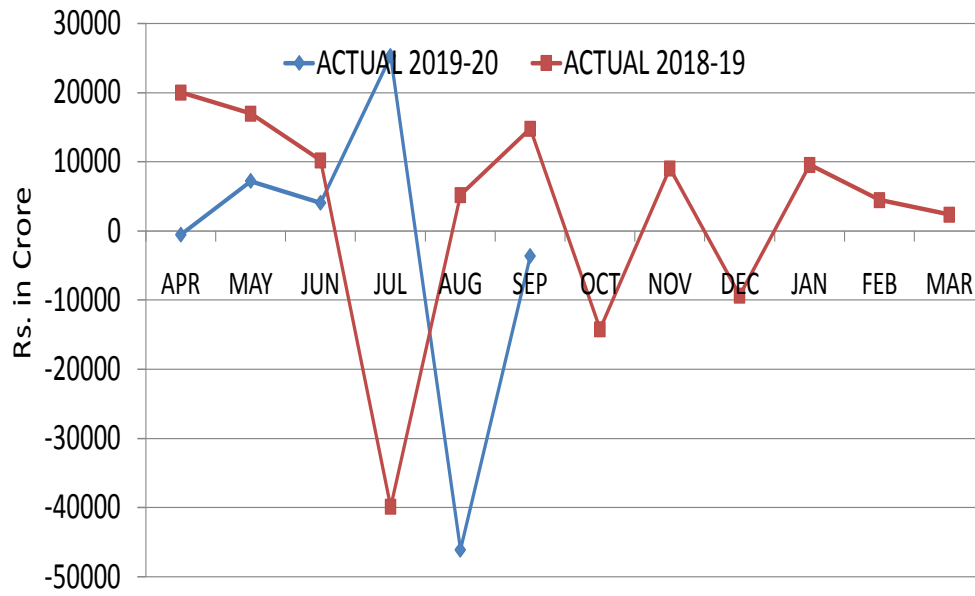
**Monthly Collection  
Integrated Goods & Service Tax (Gross & Net)**

(Rs. in crore)

<b>Budget/Revised Estimate</b>	<b>2019-20 (BE)</b>	<b>2018-19 (BE)</b>
	<b>Rs.28,000</b>	<b>Rs.50,000</b>

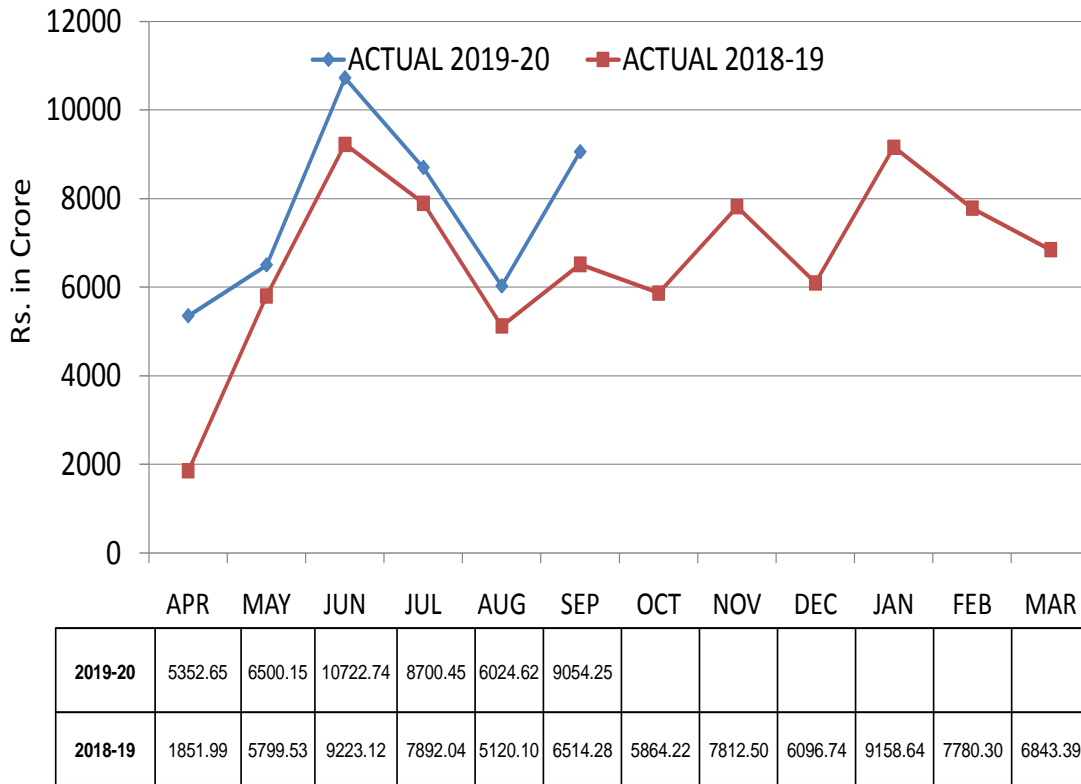
Sl. NO	MONTH	Gross		Net		Gross		Net	
		Monthly	Progressive	Monthly	Progressive	Monthly	Progressive	Monthly	Progressive
1	April	53,134	53,134	-564	-564	50,242	50,242	19,996	19,996
2	May	46,231	99,365	7,195	6,631	47,992	98,234	16,932	36,928
3	June	46,543	1,45,908	4,039	10,670	49,774	1,48,008	10,212	47,140
4	July	48,951	1,94,859	25,250	35,920	51,657	1,99,665	-39,903	7,237
5	August	49,140	2,43,999	-46,098	-10,178	51,964	2,51,629	5,198	12,435
6	September	44,345	2,88,344	-3,650	-13,828	50,476	3,02,105	14,754	27,189
7	October					54,246	3,56,351	-14,215	12,974
8	November					50,815	4,07,166	9,037	22,011
9	December					47,930	4,55,096	-9,369	12,642
10	January					51,691	5,06,787	9,512	22,154
11	February					47,450	5,54,237	4,452	26,606
12	March					59,311	6,13,548	1,518	28,124

## IGST (Net) Monthly Trends of Collection



<b>2019-20</b>	-564	7195	4039	25250	-46098	-3650						
<b>2018-19</b>	19996	16932	10212	-39903	5198	14754	-14215	9037	-9369	9512	4453	2341

### IGST (Refund) Monthly Trends



## IGST Collections (Head wise Breakup)

(Rs. in crore)

Sl. No.	Head Code	Head Nomenclature	Upto the month of Sept.. 2019 (FY 2019-20)	Upto the month of Sept.. 2018 (FY 2018-19)	Growth in %
	<b>0008</b>	<b>INTEGRATED GOODS AND SERVICES TAX (IGST)</b>			
	<b>000801</b>	<b>IGST ON IMPORT/EXPORT OF GOODS AND SERVICES</b>			
1	000801101	TAX ON IGST ON IMPORT/EXPORT OF GOODS AND SERVICES	131981.55	149745.75	<b>-11.86</b>
2	000801102	INTEREST	598.27	53.77	<b>1012.57</b>
3	000801103	PENALTY	0.62	1.99	<b>-69.09</b>
4	000801104	FEES	0.05	0.02	<b>182.54</b>
5	000801800	OTHER RECEIPTS	36.86	109.41	<b>-66.31</b>
	<b>000802</b>	<b>IGST ON DOMESTIC SUPPLY OF GOODS AND SERVICES</b>			
6	000802101	TAX ON IGST ON DOMESTIC SUPPLY OF GOODS AND SERVICES	155138.01	151789.94	<b>2.21</b>
7	000802102	INTEREST	421.91	286.57	<b>47.23</b>
8	000802103	PENALTY	142.90	97.45	<b>46.63</b>
9	000802104	FEES	3.81	4.85	<b>-21.46</b>
10	000802500	RECEIPTS AWAITING TRANSFER TO OTHER MINOR HEADS	0.09	2.33	<b>-95.95</b>
11	000802800	OTHER RECEIPTS	19.89	11.75	<b>69.31</b>
		<b>Collection made by other Department/ Ministries</b>	<b>0.22</b>	<b>0.75</b>	<b>0.00</b>
		<b>Gross Collection (Total A)</b>	<b>288344.18</b>	<b>302104.59</b>	<b>-4.55</b>
12	00080210102	DEDUCT REFUNDS	-46344.94	-36379.36	<b>27.39</b>
13	00080210202	DEDUCT REFUNDS	-6.19	-8.51	<b>-27.21</b>
14	00080210302	DEDUCT REFUNDS	-1.15	-0.28	<b>315.07</b>
15	00080210402	DEDUCT REFUNDS	-1.82	-1.37	<b>33.19</b>
16	00080280002	DEDUCT REFUNDS	-0.76	-11.56	<b>-93.38</b>
17	000802105	INPUT TAX CREDIT CROSS UTILISATION BETWEEN IGST AND CGST	-128173.92	-84017.70	<b>52.56</b>
18	000802106	INPUT TAX CREDIT CROSS UTILISATION BETWEEN IGST & SGST	-93085.03	-77574.50	<b>19.99</b>

Sl. No.	Head Code	Head Nomenclature	Upto the month of Sept.. 2019 (FY 2019-20)	Upto the month of Sept.. 2018 (FY 2018-19)	Growth in %
19	000802107	INPUT TAX CREDIT CROSS UTILISATION BETWEEN IGST & UTGST	-778.98	-391.59	<b>98.93</b>
20	000802950	APPORT OF IGST-TRANSFER OUT OF TAX COMPONENT TO CGST	-12391.99	-10765.17	<b>15.11</b>
21	000802953	APPORT OF IGST-TRANSFER OUT OF TAX COMPONENT TO SGST	-12230.40	-10634.22	<b>15.01</b>
22	000802956	APPORT OF IGST-TRANSFER OUT OF TAX COMPONENT TO UTGST	-157.42	-130.95	<b>20.22</b>
23	000802959	ADVANCE APPORTIONMENT OF IGST TO CGST	-4500.00	-27500.00	<b>-83.64</b>
24	000802960	ADVANCE APPORTIONMENT OF IGST TO SGST	-4448.17	-27294.20	<b>-83.70</b>
25	000802961	ADVANCE APPORTIONMENT OF IGST TO UTGST	-51.83	-205.80	<b>-74.82</b>
		<b>Refund/Apportionment Total (B)</b>	<b>-302172.61</b>	<b>-274915.20</b>	<b>9.91</b>
		<b>(Net) Total A+B</b>	<b>-13828.43</b>	<b>27189.38</b>	<b>-150.86</b>

Note: 1. The Collection made by other Ministries/Departments during the FY 2019-20 up to August 2019 reported.

**IGST REGULAR SETTLEMENT (Towards Centre)  
FY 2019-20**

(Rs. in crore)

Sl. No.	Month	Monthly Figure			Progressive Figure
		Gross	Adjustment	Net	
1	April	20,370.14		20,370.14	-
2	May	18,097.97		18,097.97	38,468.11
3	June	18,168.87		18,168.87	56,636.98
4	July	0.00		0.00	56,636.98
5	August	59,191.80		59,181.80	1,15,828.78
6	Sept.	24,737.13		24,737.13	1,40,565.91

**IGST REGULAR SETTLEMENT (Towards States)  
FY 2019-20**

(Rs. in crore)

Sl. No.	Month	Monthly Figure			Progressive Figure
		Gross	Adjustment	Net	
1	April	15,975.33		15,975.33	-
2	May	14,438.04		14,438.04	30,413.37
3	June	13,612.82		13,612.82	44,026.19
4	July	0.00		0.00	44,026.19
5	August	44,021.63		44,021.63	88,047.82
6	Sept.	18,204.01		18,204.01	1,06,251.83

### IGST Regular Settlement (State/UT wise)

(Rs. in crore)

Sl. No.	States	Head code	State Code	FY 2017-18	FY 2018-19	FY 2019-20						
						April	May	June	July	August	Sept.	Up to Sep 2019
1	Jammu and Kashmir	0008.02.106/953	01	1401.52	2718.92	252.49	245.37	271.73	0	541.10	139.69	1450.38
2	Himachal Pradesh	0008.02.106/953	02	692.59	1284.47	115.69	129.42	137.05	0	332.41	172.50	887.07
3	Punjab	0008.02.106/953	03	3664.00	5943.77	533.68	498.34	468.79	0	1471.34	630.78	3602.93
4	Chandigarh	0008.02.107/956	04	453.70	821.82	65.37	75.10	64.92	0	151.06	75.99	432.44
5	Uttarakhand	0008.02.106/953	05	104.91	267.02	71.36	92.11	75.30	0	197.22	116.06	552.05
6	Haryana	0008.02.106/953	06	1641.63	4010.05	377.30	376.21	-150.53	0	1554.10	568.89	2725.97
7	Delhi	0008.02.106/953	07	4924.94	6026.08	661.28	276.47	529.72	0	1571.08	181.14	3219.69
8	Rajasthan	0008.02.106/953	08	5125.81	9542.41	731.87	787.58	784.53	0	2070.18	868.99	5243.15
9	Uttar Pradesh	0008.02.106/953	09	12495.91	21523.12	2074.48	2102.30	2045.40	0	5043.62	2154.31	13420.11
10	Bihar	0008.02.106/953	10	3831.96	8478.46	797.21	721.15	874.21	0	1931.43	781.10	5105.10
11	Sikkim	0008.02.106/953	11	76.51	187.10	23.94	27.27	18.13	0	46.74	29.65	145.73
12	Arunachal Pradesh	0008.02.106/953	12	152.53	360.16	41.78	33.37	42.29	0	79.27	36.78	233.49

Sl. No.	States	Head code	State Code	FY 2017-18	FY 2018-19	FY 2019-20						
						April	May	June	July	August	Sept.	Up to Sep 2019
13	Nagaland	0008.02.106/953	13	133.27	333.61	40.82	36.27	35.68	0	78.50	39.96	231.23
14	Manipur	0008.02.106/953	14	210.92	460.47	44.45	39.46	49.70	0	112.33	54.77	300.71
15	Mizoram	0008.02.106/953	15	123.51	317.62	32.49	35.34	30.95	0	61.74	32.88	193.40
16	Tripura	0008.02.106/953	16	281.44	560.81	58.72	53.77	59.20	0	119.38	56.35	347.42
17	Meghalaya	0008.02.106/953	17	206.59	423.45	51.67	44.18	48.75	0	99.14	44.73	288.47
18	Assam	0008.02.106/953	18	1977.90	3919.72	363.51	366.73	420.18	0	823.07	385.28	2358.77
19	West Bengal	0008.02.106/953	19	5323.93	9392.68	737.46	682.27	733.84	0	2325.88	973.63	5453.08
20	Jharkhand	0008.02.106/953	20	1093.90	2136.34	170.13	179.97	187.28	0	605.94	272.11	1415.43
21	Odisha	0008.02.106/953	21	2377.33	3677.87	332.52	261.53	276.65	0	889.24	406.22	2166.16
22	Chhattisgarh	0008.02.106/953	22	1281.33	1990.87	140.36	132.04	146.49	0	507.58	221.07	1147.54
23	Madhya Pradesh	0008.02.106/953	23	4383.19	9066.19	820.45	757.02	890.83	0	2214.91	836.60	5519.81
24	Gujarat	0008.02.106/953	24	5042.45	7057.81	590.66	438.92	419.17	0	2323.92	904.58	4677.25
25	Daman and Diu	0008.02.107/956	25	16.50	20.02	1.15	-0.44	-3.07	0	7.92	5.38	10.94

Sl. No.	States	Head code	State Code	FY 2017-18	FY 2018-19	FY 2019-20						
						April	May	June	July	August	Sept.	Up to Sep 2019
26	Dadra and Nagar Haveli	0008.02.107/956	26	77.65	32.48	9.70	-2.49	-10.64	0	30.48	28.85	55.90
27	Maharashtra	0008.02.106/953	27	11832.15	19593.30	1731.65	1233.21	497.91	0	5366.61	1799.82	10629.20
28	Karnataka	0008.02.106/953	29	8027.50	13916.46	1175.33	1139.53	1092.51	0	3532.27	1578.37	8518.01
29	Goa	0008.02.106/953	30	450.29	772.65	46.23	57.03	52.54	0	130.72	98.51	385.03
30	Lakshadweep	0008.02.107/956	31	3.14	10.66	1.30	1.35	0.62	0	2.86	1.41	7.54
31	Kerala	0008.02.106/953	32	6064.99	10262.16	871.16	849.30	921.51	0	2053.20	942.29	5637.46
32	Tamil Nadu	0008.02.106/953	33	7402.99	12686.74	1116.08	1098.43	892.15	0	3316.07	1411.40	7834.13
33	Puducherry	0008.02.106/953	34	224.58	383.73	25.67	30.51	30.81	0	70.07	33.02	190.08
34	Andaman & Nicobar Islands	0008.02.107/956	35	70.79	178.62	20.61	13.43	15.06	0	40.13	14.18	103.41
35	Telangana	0008.02.106/953	36	5829.42	10310.04	911.81	797.63	793.37	0	2275.68	1029.56	5808.05
36	Andhra Pradesh	0008.02.106/953	37	5161.06	9780.34	934.95	828.36	869.79	0	2044.44	950.98	5628.52
37	UT (Other Territory)	0008.02.107/956	97								326.18	326.18
	<b>Total</b>			<b>102162.83</b>	<b>178448.02</b>	<b>15975.33</b>	<b>14438.04</b>	<b>13612.82</b>	<b>0.00</b>	<b>44021.63</b>	<b>18204.01</b>	<b>106251.83</b>

**IGST ADVANCE APPORTIONMENT (Month wise)**

(Rs in crore)

FY	CGST			SGST			UTGST			Total		
	Advance Apportionment	Recovery	Outstanding	Advance Apportionment	Recovery	Outstanding	Advance Apportionment	Recovery	Outstanding	Advance Apportionment	Recovery	Outstanding
2017-18	17,500.00	-	17,500.00	17,369.00	-	17,369.00	131.00	-	131.00	<b>35,000.00</b>	-	<b>35,000.00</b>
2018-19	65,000.00	3,500.00	61,500.00	64,515.18	3,473.80	61,041.38	484.82	26.20	458.62	<b>1,30,000.00</b>	<b>7,000.00</b>	<b>1,23,000.00</b>
<b>FY 2019-20</b>												
April	6,000.00	-	6,000.00	5,955.39	-	5,955.39	44.61	-	44.61	<b>12,000.00</b>	-	<b>12,000.00</b>
May	-	-	-	-	-	-	-	-	-	-	-	-
June	-	-	-	-	-	-	-	-	-	-	-	-
July	7,500.00		7,500.00	7,444.29		7,444.29	55.71		55.71	<b>15,000.00</b>		<b>15,000.00</b>
August	-	7,000.00	-7,000.00	-	6,963.61	-6,963.61	-	36.39	-36.39	-	<b>14,000.00</b>	<b>-14,000.00</b>
September	-	2,000.00	-2,000.00	-	1,987.89	-1,987.89	-	12.11	-12.11	-	<b>4,000.00</b>	<b>-4,000.00</b>
<b>Grand Total (upto September. 2019)</b>	<b>96,000.00</b>	<b>12,500.00</b>	<b>83,500.00</b>	<b>95,283.86</b>	<b>12,425.30</b>	<b>82,858.56</b>	<b>716.14</b>	<b>74.70</b>	<b>641.44</b>	<b>1,92,000.00</b>	<b>25,000.00</b>	<b>1,67,000.00</b>

**IGST ADVANCE APPORTIONMENT (State/UT wise)**

(Rs. in crore)

Sl. No.	States	Head Code	State Code	FY 2017-18	FY 2018-19	FY 2019-20						Progressive from FY 2017-18 to 2019-20 (upto Sep.19)
						April	May	June	July	August	Sept.	
1	Jammu and Kashmir	0008.02.960	01	209.00	733.49	71.52	0	0	89.31	-86.50	-15.48	<b>1001.34</b>
2	Himachal Pradesh	0008.02.960	02	159.00	559.24	54.54	0	0	68.10	-52.89	-16.24	<b>771.75</b>
3	Punjab	0008.02.960	03	633.00	2,225.98	217.16	0	0	271.16	-234.45	-67.86	<b>3044.99</b>
4	Chandigarh	0008.02.961	04	64.00	224.25	21.89	0	0	27.34	-23.97	-8.52	<b>304.99</b>
5	Uttarakhand	0008.02.960	05	217.00	762.47	74.45	0	0	92.96	-31.61	-10.27	<b>1105.00</b>
6	Haryana	0008.02.960	06	667.00	2,342.70	228.54	0	0	285.37	-247.57	-60.75	<b>3215.29</b>
7	Delhi	0008.02.960	07	735.00	2,582.20	251.85	0	0	314.48	-249.92	-67.52	<b>3566.09</b>
8	Rajasthan	0008.02.960	08	751.00	2,638.85	257.47	0	0	321.50	-329.35	-97.15	<b>3542.32</b>
9	Uttar Pradesh	0008.02.960	09	1,460.00	5,131.60	500.56	0	0	625.04	-802.71	-234.78	<b>6679.71</b>
10	Bihar	0008.02.960	10	552.00	1,940.76	189.38	0	0	236.47	-307.27	-89.01	<b>2522.33</b>
11	Sikkim	0008.02.960	11	11.00	37.67	3.68	0	0	4.60	-7.39	-2.45	<b>47.11</b>

Sl. No.	States	Head Code	State Code	FY 2017-18	FY 2018-19	FY 2019-20						Progressive from FY 2017-18 to 2019-20 (upto Sep.19)
						April	May	June	July	August	Sept.	
12	Arunachal Pradesh	0008.02.960	12	11.00	39.57	3.84	0	0	4.80	-12.56	-4.29	42.36
13	Nagaland	0008.02.960	13	11.00	39.58	3.84	0	0	4.80	-12.43	-4.55	42.24
14	Manipur	0008.02.960	14	15.00	53.51	5.21	0	0	6.50	-17.81	-6.25	56.16
15	Mizoram	0008.02.960	15	8.00	29.46	2.83	0	0	3.54	-9.78	-3.79	30.26
16	Tripura	0008.02.960	16	35.00	121.07	11.84	0	0	14.78	-19.00	-6.21	157.48
17	Meghalaya	0008.02.960	17	28.00	98.50	9.55	0	0	11.92	-15.78	-5.20	126.99
18	Assam	0008.02.960	18	262.00	920.56	89.82	0	0	112.15	-130.89	-41.62	1212.02
19	West Bengal	0008.02.960	19	879.00	3,089.43	301.57	0	0	376.57	-369.52	-106.65	4170.40
20	Jharkhand	0008.02.960	20	281.00	985.90	96.19	0	0	120.11	-96.23	-27.98	1358.99
21	Odisha	0008.02.960	21	482.00	1,698.04	165.80	0	0	207.03	-141.14	-43.00	2368.73
22	Chhattisgarh	0008.02.960	22	322.00	1,131.19	110.39	0	0	137.85	-80.72	-23.28	1597.43
23	Madhya Pradesh	0008.02.960	23	671.00	2,358.28	230.02	0	0	287.22	-352.65	-93.23	3100.64
24	Gujarat	0008.02.960	24	1,263.00	4,438.14	433.00	0	0	540.68	-370.06	-74.89	6229.87
25	Daman and Diu	0008.02.961	25	28.00	100.36	9.70	0	0	12.11	-1.25	-0.04	148.88

Sl. No.	States	Head Code	State Code	FY 2017-18	FY 2018-19	FY 2019-20						Progressive from FY 2017-18 to 2019-20 (upto Sep.19)
						April	May	June	July	August	Sept.	
26	Dadra and Nagar Haveli	0008.02.961	26	34.00	118.37	11.50	0	0	14.36	-4.84	-1.96	171.43
27	Maharashtra	0008.02.960	27	2,648.00	9,305.28	907.90	0	0	1133.67	-853.10	-215.71	12926.04
28	Karnataka	0008.02.960	29	1,582.00	5,558.04	542.36	0	0	677.23	-561.61	-169.35	7628.67
29	Goa	0008.02.960	30	95.00	335.49	32.73	0	0	40.87	-20.80	-8.19	475.10
31	Kerala	0008.02.960	32	736.00	2,587.17	252.41	0	0	315.18	-325.98	-107.43	3457.35
32	Tamil Nadu	0008.02.960	33	1,304.00	4,582.02	446.96	0	0	558.11	-526.12	-161.06	6203.91
33	Puducherry	0008.02.960	34	48.00	168.54	16.44	0	0	20.52	-11.08	-2.96	239.46
34	Andaman & Nicobar Islands	0008.02.961	35	5.00	15.64	1.52	0	0	1.90	-6.33	-1.59	16.14
35	Telangana	0008.02.960	36	705.00	2,477.79	241.72	0	0	301.83	-361.70	-116.57	3248.07
36	Andhra Pradesh	0008.02.960	37	589.00	2,068.86	201.82	0	0	259.94	-324.99	-104.17	2690.46
	<b>Total</b>			<b>17,500.00</b>	<b>61,500.00</b>	<b>6000.00</b>	<b>0.00</b>	<b>0.00</b>	<b>7500.00</b>	<b>-7000.00</b>	<b>-2000.00</b>	<b>83500.00</b>

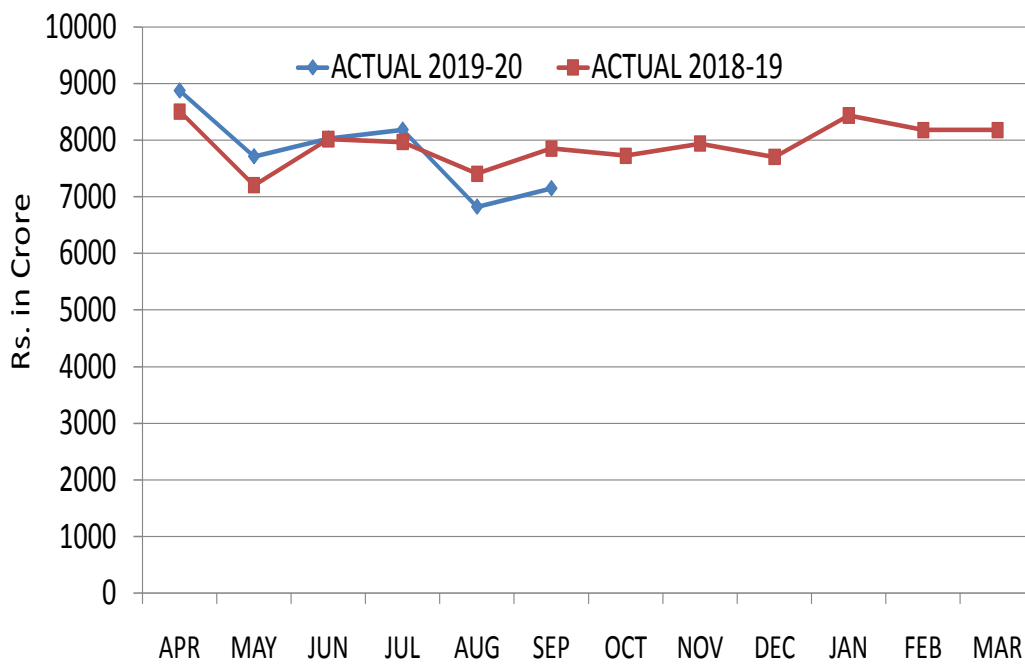
**Monthly Collection  
Compensation Cess (Gross & Net)**

(Rs. in crore)

<b>Budget/Revised Estimate</b>	<b>2019-20 (BE)</b>	<b>2018-19 (BE)</b>
	<b>1,09,343</b>	<b>90,000</b>

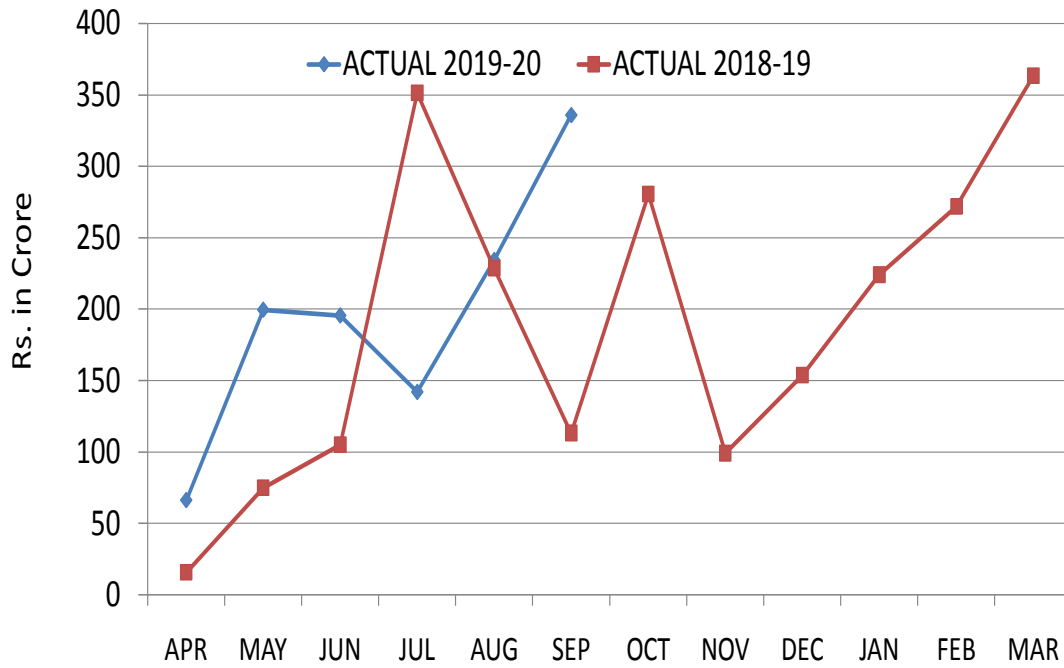
Sl. No.	MONTH	Gross		Net of Refund (includes Settlement)		Gross		Net of Refund (includes Settlement)	
		Monthly	Progressive	Monthly	Progressive	Monthly	Progressive	Monthly	Progressive
1	April	8,940	8,940	8,874	8,874	8,519	8,519	8,503	8,503
2	May	7,912	16,852	7,713	16,587	7,276	15,795	7,201	15,704
3	June	8,222	25,074	8,026	24,613	8,121	23,916	8,016	23,720
4	July	8,325	33,399	8,183	32,796	8,314	32,230	7,963	31,683
5	August	7,056	40,455	6,822	39,618	7,633	39,863	7,405	39,088
6	September	7,484	47,939	7,148	46,766	7,963	47,826	7,850	46,938
7	October					8,004	55,830	7,724	54,662
8	November					8,035	63,865	7,936	62,598
9	December					7,854	71,719	7,700	70,298
10	January					8,660	80,379	8,435	78,733
11	February					8,444	88,823	8,173	86,906
12	March					8,538	97,361	8,175	95,081

## Compensation Cess (Net) Monthly Trends of Collection



	APR	MAY	JUN	JUL	AUG	SEP	OCT	NOV	DEC	JAN	FEB	MAR
2019-20	8874	7713	8026	8183	6822	7148						
2018-19	8503	7201	8016	7963	7405	7850	7724	7936	7700	8435	8173	8175

### Compensation Cess (Refund) Monthly Trends



	APR	MAY	JUN	JUL	AUG	SEP	OCT	NOV	DEC	JAN	FEB	MAR
2019-20	66.13	199.46	195.44	141.87	234.29	335.79						
2018-19	15.64	74.75	104.91	351.27	228.42	113.15	280.49	98.99	153.56	223.94	271.57	363.19

**Compensation Cess Collections  
(Head wise Breakup)  
FY 2018-19**

(Rs. in crore)

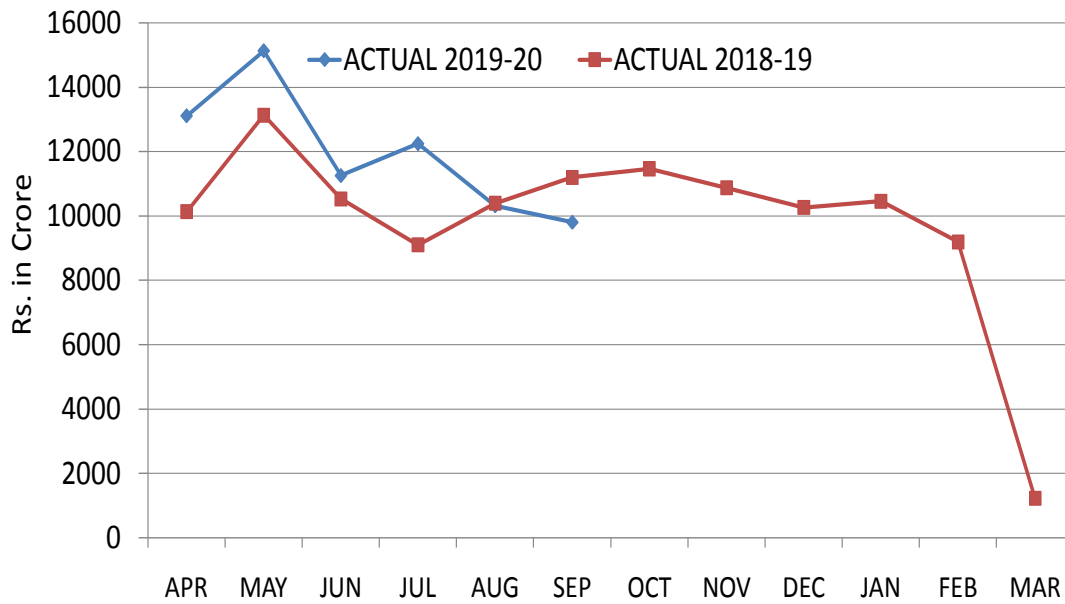
Sl. No.	Head Code	Head Nomenclature	Upto the month of Sept.. 2019 (FY 2019-20)	Upto the month of Sept.. 2018 (FY 2018-19)	Growth in %
	<b>0009</b>	<b>GOODS AND SERVICES TAX COMPENSATION CESS</b>			
	<b>000901</b>	<b>COMPENSATION CESS OF IMPORT SERVICES</b>			
1	000901101	CESS ON GST COMP. CESS ON IMP/EXP OF GOODS AND SERVICES	3992.19	4569.97	<b>-12.64</b>
2	000901102	INTEREST	0.00	0.00	<b>-95.43</b>
	<b>000902</b>	<b>COMPENSATION CESS OF DOMESTIC SUPPLY</b>			
3	000902101	CESS ON GST COM CESS ON DOMESTIC SUPPLY OF GOODS & SERVICES	43910.49	43238.07	<b>1.56</b>
4	000902102	INTEREST	16.50	4.96	<b>232.79</b>
5	000902103	PENALTY	18.26	8.46	<b>115.91</b>
6	000902104	FEES	0.64	1.06	<b>-39.49</b>
7	000902500	RECEIPTS AWAITING TRANSFER TO OTHER MINOR HEADS	0.00	0.00	<b>0.00</b>
8	000902800	OTHER RECEIPTS	0.65	3.17	<b>-79.63</b>
		<b>Gross Collection Total (A)</b>	<b>47,938.72</b>	<b>47,825.68</b>	<b>0.24</b>
9	00090210102	DEDUCT REFUNDS	-1163.93	-886.67	<b>31.27</b>
10	00090210202	DEDUCT REFUNDS	-3.72	-0.36	<b>939.22</b>
11	00090210302	DEDUCT REFUNDS	-1.64	0.00	<b>0.00</b>
12	00090210402	DEDUCT REFUNDS	-0.03	-0.08	<b>-60.89</b>
13	00090280002	DEDUCT REFUNDS	-3.65	-1.02	<b>256.76</b>
		<b>Refund Total (B)</b>	<b>-1,172.98</b>	<b>-888.14</b>	<b>32.07</b>
		<b>Net Total (A+B)</b>	<b>46,765.74</b>	<b>46,937.54</b>	<b>-0.37</b>

**Monthly Collection  
Customs Duty (Net)**

(Rs. in crore)

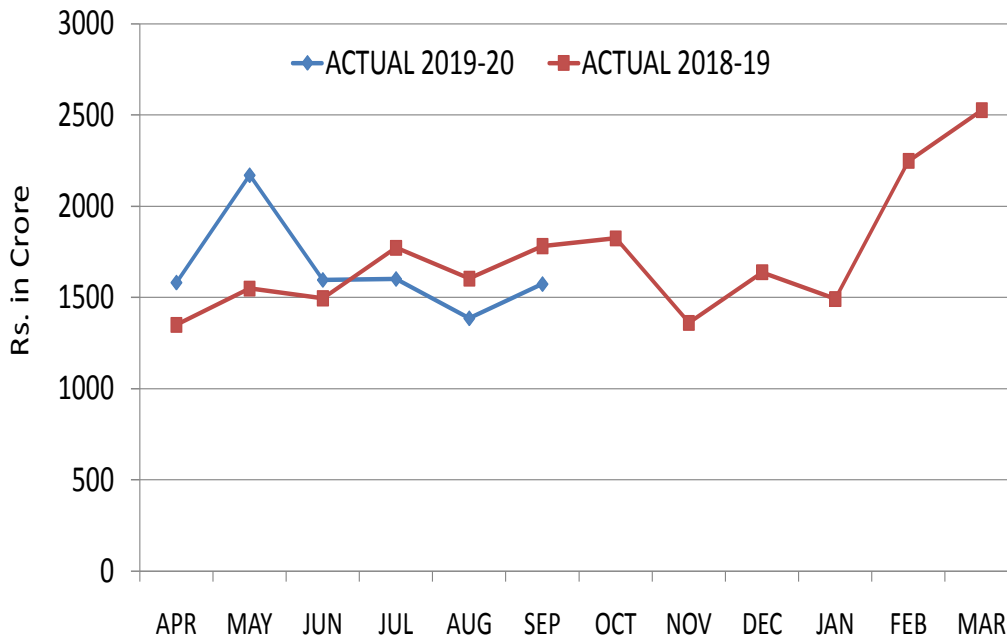
Budget Estimate		2019-20 (BE)		2018-19 (BE)	
		Rs. 1,55,904		Rs. 1,12,500	
Sl. NO	MONTH	2018-19		2017-18	
		Monthly	Progressive	Monthly	Progressive
1	April	13,100	13,106	10,128	10,128
2	May	15,124	28,230	13,127	23,255
3	June	11,249	39,479	10,524	33,779
4	July	12,240	51,719	9,095	42,874
5	August	10,312	62,031	10,389	53,263
6	September	9,801	71,832	11,193	64,456
7	October			11,463	75,919
8	November			10,869	86,788
9	December			10,258	97,046
10	January			10,455	1,07,501
11	February			9,188	1,16,689
12	March			1,061	1,17,750

## Customs Duty (Net) Monthly Trends of Collection



	APR	MAY	JUN	JUL	AUG	SEP	OCT	NOV	DEC	JAN	FEB	MAR
<b>2019-20</b>	13105	15124	11249	12240	10312	9801						
<b>2018-19</b>	10128	13127	10524	9095	10389	11193	11463	10869	10258	10455	9188	1222

### Customs Duty (Refund) Monthly Trends



<b>2019-20</b>	1581.78	2169.32	1596.30	1601.48	1386.21	1573.58						
<b>2018-19</b>	1350.89	1548.66	1496.30	1772.50	1604.42	1781.87	1824.40	1361.91	1637.94	1491.29	2247.89	2525.54

**Custom Duty Collection (Net)  
Head wise Breakup)**

(Rs. in crore)

Sl. No.	Head Code	Head Nomenclature	Upto the month of Sept.. 2019 (FY 2019-20)	Upto the month of Sept.. 2018 (FY 2018-19)	Growth in %
<b>A</b>		<b>IMPORTS</b>			
1	003700101	IMPORTS	399.30	404.03	<b>-1.17</b>
2	00370010101	PROTECTIVE DUTIES	165.48	228.41	<b>-27.55</b>
3	00370010102	REVENUE DUTIES	50261.74	57951.83	<b>-13.27</b>
4	00370010103	DEDUCT DRAWBACKS	-7145.21	-7104.37	<b>0.57</b>
5	00370010104	DEDUCT-REFUNDS	-2269.67	-1928.28	<b>17.70</b>
6	00370010105	AMOUNT TRANSFERED TO CONUMER WELFARE FUND	0.00	0.05	<b>0.00</b>
7	00370010106	CUSTOMS DUTY ON GOLD	861.65	731.24	<b>17.83</b>
8	00370010107	CUSTOMS DUTY ON SILVER	957.07	1188.70	<b>-19.49</b>
9	00370010109	ADDITIONAL CUSTOMS DUTY ON MOTOR SPIRIT (PETROL)	0.00	0.00	<b>0.00</b>
10	00370010110	ADDITIONAL DUTY OF CUSTOMS ON HIGH SPEED DIESEL OIL	0.76	2.26	<b>-66.19</b>
11	00370010111	NATIONAL CALAMITY CONTINGENCY DUTY	0.10	0.00	<b>0.00</b>
12	00370010112	ADDITIONAL CUSTOMS DUTY (CVD)	1838.02	932.60	<b>97.09</b>
13	00370010114	SPECIAL EXCISE DUTY	0.00	0.00	<b>0.00</b>
14	00370010115	TTA (TEXTILE & TEXTILE ARTICLES)DUTY	0.02	0.00	<b>0.00</b>
15	00370010116	CESSSES ON IMPORTS	0.15	0.19	<b>-22.22</b>
16	00370010117	EXCISE PRIMARY EDUCATION CESS DUTY	0.11	-6.82	<b>-101.60</b>
17	00370010119	ADDITIONAL CVD DUTY	28.25	28.24	<b>0.03</b>
18	00370010120	HEALTH DUTY AMOUNT	0.00	0.02	<b>-99.62</b>
19	00370010121	EXCISE SECONDARY & HIGHER EDUCATIONAL CESS DUTY	0.00	0.00	<b>0.00</b>
20	00370010122	CLEAN ENERGY CESS	0.11	6.92	<b>-98.36</b>

Sl. No.	Head Code	Head Nomenclature	Upto the month of Sept.. 2019 (FY 2019-20)	Upto the month of Sept.. 2018 (FY 2018-19)	Growth in %
21	00370010123	IGST TAX COLLECTED BY CUSTOMS	54.49	2082.36	-97.38
22	00370010124	IGST INTEREST COLLECTED BY CUSTOMS	-0.01	0.04	-119.50
23	00370010125	IGST PENALTY COLLECTED BY CUSTOMS	0.00	0.59	-100.00
24	00370010126	IGST FESS COLLECTED BY CUSTOMS	0.00	0.00	0.00
25	00370010127	IGST OTHERS COLLECTED BY CUSTOMS	0.15	0.13	9.40
26	00370010128	GST COMPENSATION CESS COLLECTED BY CUSTOMS	2.01	6.27	-68.02
27	00370010129	GST COMP CESS INTEREST COMPONENT COLLECTED BY CUSTOMS	0.00	6.16	-100.00
28	00370010131	GST COMPENSATION CESS FEES COMPONENT COLLECTED BY CUSTOMS	0.00	0.01	0.00
		<b>Total (A)</b>	<b>45154.52</b>	<b>54530.58</b>	<b>-17.19</b>
<b>B</b>		<b>EXPORTS</b>			
29	003700102	EXPORTS	1.72	22.47	-92.36
30	00370010201	ALL OTHER ARTICLES	23.10	15.06	53.36
31	00370010202	IRON ORE FINE(INCLUDING BLUE DUST)	0.00	0.75	-100.00
32	00370010203	DEDUCT DRAWBACK	-478.54	-500.40	-4.37
33	00370010204	DEDUCT-REFUNDS	-15.12	-21.59	-29.99
		<b>Total (B)</b>	<b>-468.84</b>	<b>-483.70</b>	<b>-3.07</b>
<b>C</b>		<b>CESSSES ON EXPORTS</b>			
34	003700103	CESSSES ON EXPORTS	2264.05	595.80	280.00
35	00370010301	OTHER ARTICLES.	7.28	9.22	-21.06
36	00370010302	OTHER AGRICULTURAL PRODUCE	33.83	48.76	-30.61
37	00370010303	TOBACCO UNMANUFACTURED	0.19	0.43	-55.18
38	00370010304	DEDUCT-REFUNDS	-0.14	0.00	0.00
39	00370010305	AMOUNT TRANSFERED TO CONSUMER WELFARE FUND	0.13	0.00	0.00
		<b>Total (C)</b>	<b>2305.35</b>	<b>654.21</b>	<b>252.39</b>

Sl. No.	Head Code	Head Nomenclature	Upto the month of Sept.. 2019 (FY 2019-20)	Upto the month of Sept.. 2018 (FY 2018-19)	Growth in %
D	003700104	SALE OF GOLD BY PUBLIC AUCTION	0.60	24.40	-97.56
E	003700105	SALE PROCEEDS OF CONFISCATED GOODS			
40	00370010501	CONFISCATED GOLD	64.81	1.75	0.00
41	00370010502	CONFISCATED SILVER	0.21	0.00	0.00
42	00370010503	OTHER CONFISCATED GOODS	10.26	7.83	31.15
43	00370010504	OTHER GOODS RETAIL SHOP	73.97	33.97	117.77
44	00370010505	CONFISCATED FOREIGN CURRENCIES/INSTRUMENTS	4.28	6.38	-32.91
45	00370010506	FEES,FINES,FORFEITURES & PENALTIES	310.25	387.41	0.00
		<b>Total (E)</b>	<b>463.78</b>	<b>437.32</b>	<b>6.05</b>
F	003700106	RECEIPTS OF ADVANCE PAYMENTS FROM ASSESSES	45.55	54.31	-16.14
G	003700107	ANTI DUMPING DUTY	5.00	4.74	5.59
H	003700108	SAFEGUARD DUTY	12.36	0.07	18102.36
I	003700109	ADDITIONAL DUTY OF CUSTOMS ON TEA AND TEA WASTE	0.00	0.00	235.84
J	003700504	EDUCATION CESS	34.99	34.42	1.64
K	003700505	SECONDARY AND HIGHER EDUCATION CESS	10.78	11.41	-5.51
L	003700507	ROAD AND INFRASTRUCTURE CESS	2.37	0.01	39125.46
M	003700508	SOCIAL WELFARE SURCHARGE	128.70	79.80	61.27
N	003700700	RECEIPTS UNDER KAR VIVAD SAMADHAN SCHEME,1998	0.00	0.00	#DIV/0!
O	003700800	OTHER RECEIPTS	24086.30	9075.99	165.38
P		<b>Collection made BY OTHER DEPARTMENT/MINISTRIES</b>	<b>50.11</b>	<b>32.65</b>	<b>53.48</b>
		<b>Total Net Collection ( A to P)</b>	<b>71831.57</b>	<b>64456.21</b>	<b>11.44</b>

Note: The Collection made by other Ministries/Departments during the FY 2019-20 is reported up to August, 2019.

booked under the head 0037.00.800 (Receipts awaiting Transfer to other minor heads) includes the amount credited in Govt. Account in RBI, for which the classification details are not yet received from ICE GATE portal of CBIC.

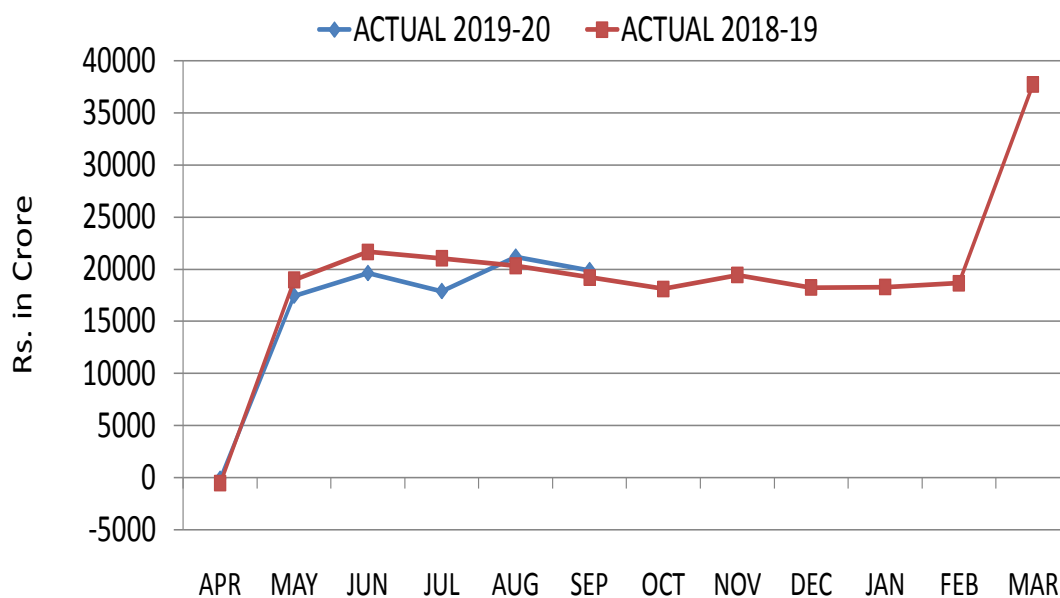
**Monthly Collection  
Union Excise Duty (Net)**

(Rs. in crore)

<b>Budget/Revised Estimate</b>	<b>2019-20 (BE)</b>	<b>2018-19 (BE)</b>
	<b>Rs. 3,00,000</b>	<b>Rs. 2,59,600</b>

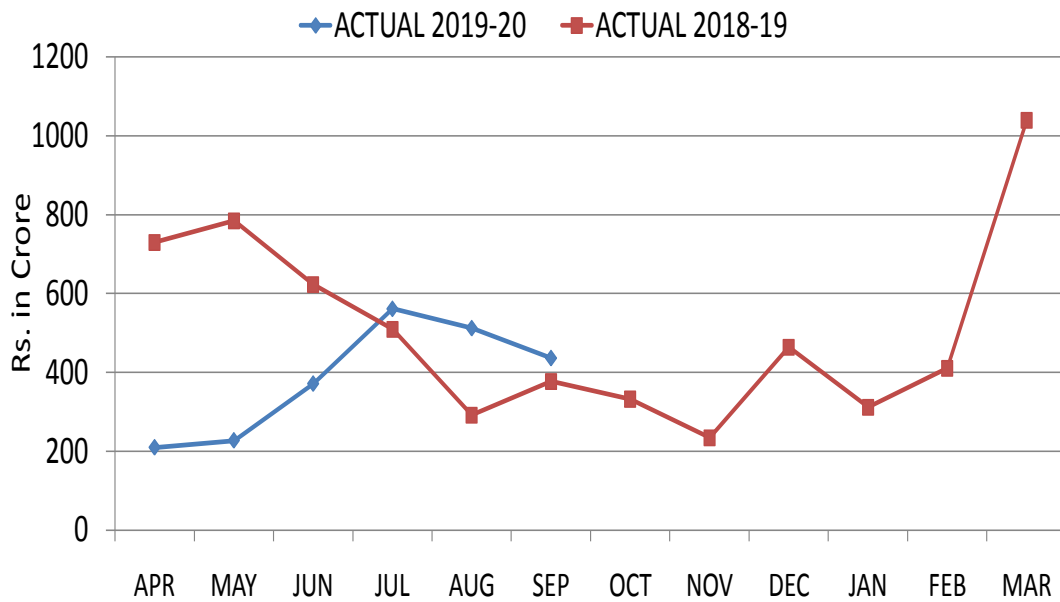
SI. NO	MONTH	2018-19		2017-18	
		Monthly	Progressive	Monthly	Progressive
1	April	-114	-114	-552	-552
2	May	17,447	17,333	18,963	18,411
3	June	19,619	36,952	21,641	40,052
4	July	17,892	54,844	21,023	61,075
5	August	21,188	76,032	20,313	81,388
6	September	19,898	95,930	19,202	1,00,590
7	October			18,104	1,18,694
8	November			19,429	1,38,123
9	December			18,231	1,56,354
10	January			18,266	1,74,620
11	February			18,654	1,93,274
12	March			37,853	2,31,127

## Union Excise Duty (Net) Monthly Trends of Collection



<b>2019-20</b>	-114	17447	19619	17892	21188	19898						
<b>2018-19</b>	-552	18963	21641	21023	20313	19202	18104	19429	18231	18266	18654	37724

### Union Excise Duty (Refund) Monthly Trends



<b>2019.20</b>	209.22	226.86	371.06	560.98	511.90	435.90						
<b>2018-19</b>	729.19	784.09	622.29	508.95	290.79	376.89	331.97	233.89	463.36	311.12	409.76	1039.19

**Union Excise Duty  
(Head wise Breakup of Collections)**

(Rs. In crore)

Sl. No.	Head Code	Head Nomenclature	Upto the month of Sept.. 2019 (FY 2019-20)	Upto the month of Sept.. 2018 (FY 2018-19)	Growth in %
<b>A</b>	<b>003801</b>	<b>SHAREABLE DUTIES</b>			
1	003801101	BASIC EXCISE DUTIES	24829.82	31872.45	-22.10
2	003801102	AUXILARY DUTIES OF EXCISE	-2.35	-258.51	-99.09
3	003801104	SPECIAL EXCISE DUTIES	46.69	260.36	-82.07
		<b>Total (A)</b>	<b>24874.15</b>	<b>31874.30</b>	<b>-21.96</b>
<b>B</b>	<b>003802</b>	<b>DUTIES ASSIGNED TO STATES</b>			
4	003802101	ADDITIONAL EXCISE DUTIES IN LIEU OF SALES TAX	-425.41	-0.01	0.00
		<b>Total (B)</b>	<b>-425.41</b>	<b>-0.01</b>	<b>0.00</b>
<b>C</b>	<b>003803</b>	<b>NON-SHAREABLE DUTIES</b>			
5	003803102	AUXILIARY DUTIES OF EXCISE	0.05	0.00	938.56
6	003803103	SPECIAL EXCISE DUTIES	277.94	206.63	34.51
7	003803104	ADDITIONAL EXCISE DUTIES ON TEXTILE & TEXTILE ARTICLES	0.01	-0.45	-101.41
8	003803105	ADDITIONAL EXCISE DUTY ON T.V.SETS	0.00	-0.79	-100.00
9	003803106	ADDITIONAL EXCISE DUTY ON INDIGENIOUS MOTOR SPIRIT	5929.74	8056.48	-26.40
10	003803107	ADDITIONAL EXCISE DUTY ON HIGH SPEED DIESEL OIL	16751.18	22823.07	-26.60
11	003803108	NATIONAL CALAMITY CONTINGENT DUTY	822.63	827.19	-0.55
12	003803109	SPECIAL ADDITIONAL DUTY OF EXCISE ON MOTOR SPIRIT	14547.59	13098.42	11.06
13	003803110	ADDITIONAL DUTY OF EXCISE ON TEA AND TEA WASTE	0.00	0.00	0.00

Sl. No.	Head Code	Head Nomenclature	Upto the month of Sept.. 2019 (FY 2019-20)	Upto the month of Sept.. 2018 (FY 2018-19)	Growth in %
14	003803111	ADDITIONAL DUTY OF EXCISE ON PAN MASALA AND CERTAIN TOBACCO PRODUCTS	0.06	0.18	-64.50
15	003803112	CLEAN ENERGY CESS*	10.24	2.43	321.01
16	003803504	EDUCATION CESS	0.52	2.58	-79.87
17	003803505	SECONDARY AND HIGHER EDUCATION CESS	0.30	1.35	-77.69
18	003803506	INFRASTRUCTURE CESS*	0.01	6.31	-99.86
19	003803507	ROAD AND INFRASTRUCTURE CESS	26456.25	15186.82	74.21
20	003803800	OTHER DUTIES	14.37	492.31	-97.08
		<b>Total ( C )</b>	<b>64810.90</b>	<b>60702.53</b>	<b>6.77</b>
<b>D</b>	<b>003804</b>	<b>CESSES ON COMMODITIES</b>			
21	003804102	CESS ON JUTE	0.57	0.21	175.17
22	003804103	CESS ON TEA	0.01	0.04	-74.51
23	003804105	CESS ON OIL	0.00	0.01	0.00
24	003804106	CESS ON COTTON	-0.02	0.00	0.00
25	003804114	CESS ON BIDI	0.01	0.02	-68.86
26	003804115	CESS ON TOBACCO	0.02	0.03	-45.15
27	003804117	CESS ON CRUDE OIL	6548.50	7655.81	-14.46
28	003804118	CESS ON COFFEE	0.00	0.00	0.00
29	003804119	CESS ON SUGAR	2.31	7.89	0.00
30	003804124	CESS ON PAPER	0.02	0.12	0.00
31	003804128	CESS ON AUTOMOBILES	0.01	0.08	-91.08
32	003804131	CESS ON MATCHES	0.00	-0.01	-100.00
33	003804200	CESS ON OTHER COMMODITIES	0.01	0.03	-70.26
		<b>Total ( D )</b>	<b>6551.43</b>	<b>7664.22</b>	<b>-14.52</b>

Sl. No.	Head Code	Head Nomenclature	Upto the month of Sept.. 2019 (FY 2019-20)	Upto the month of Sept.. 2018 (FY 2018-19)	Growth in %
<b>E</b>	<b>003860</b>	<b>OTHER RECEIPTS</b>			
34	003860101	SALE PROCEEDS OF CONFISCATED GOODS	0.00	0.04	-98.92
35	003860500	RECEIPTS AWAITING TRANSFER TO OTHER MINOR HEADS ETC.	1.57	0.00	0.00
36	003860800	OTHER RECEIPTS	117.14	342.97	-65.85
		<b>Total (E)</b>	<b>118.71</b>	<b>343.01</b>	<b>-65.39</b>
<b>F</b>		<b>CESSES ADMINISTERED BY OTHER DEPARTMENT</b>	<b>0.00</b>	<b>5.57</b>	
		<b>Total Net Collection (A+B+C+D+E+F)</b>	<b>95929.77</b>	<b>100589.62</b>	<b>-4.63</b>

Remarks: i \* These cesses are collected by CBIC

Note: The Collection made by other Ministries/Departments during the FY 2019-20 is reported up to August, 2019.

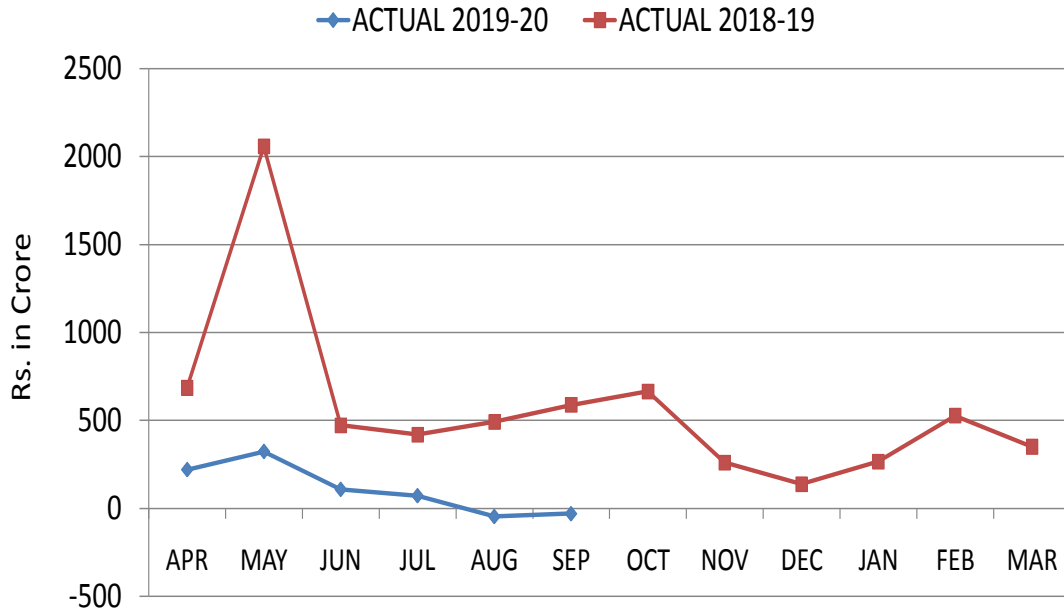
## Monthly Collection Service Tax (Net)

(Rs. in Crore)

<b>Budget/Revised Estimate</b>	<b>2019-20 (BE)</b>	<b>2018-19 (BE)</b>
	<b>Rs. 0.00</b>	<b>Rs 79,507</b>

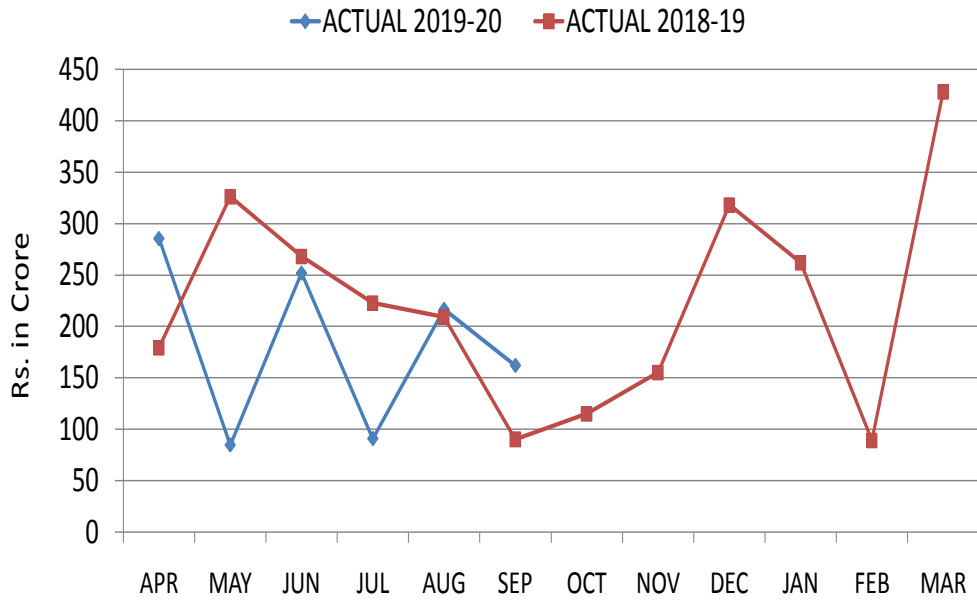
Sl. No.	MONTH	2019-20		2018-19	
		Monthly	Progressive	Monthly	Progressive
1	April	219	219	684	684
2	May	322	541	2,056	2,740
3	June	107	648	472	3,212
4	July	71	719	418	3,630
5	August	-47	672	490	4,120
6	September	-31	641	587	4,707
7	October			663	5,370
8	November			260	5,630
9	December			137	5,767
10	January			264	6,031
11	February			526	6,557
12	March			350	6,907

## Service Tax (Net) Monthly Trends of Collection



<b>2019-20</b>	219	322	107	71	-47	-31						
<b>2018-19</b>	684	2056	472	418	490	587	663	260	137	264	526	350

### Service Tax (Refund) Monthly Trends



<b>2019-20</b>	285.57	84.88	251.97	91.11	216.65	162.20						
<b>2018-19</b>	179.36	326.13	267.89	222.76	209.19	90.46	115.30	155.21	318.00	261.80	89.33	427.96

**Service Tax  
(Service wise Collections)**

(Rs. In crore)

Sl. No.	Head Code	Head Nomenclature	Upto the month of Sept.. 2019 (FY 2019-20)	Upto the month of Sept.. 2018 (FY 2018-19)	Growth in %
1	004400101	TAX ON TELEPHONE BILLING	-1.65	0.25	-751.74
2	004400102	TAX ON GENERAL INSURANCE PREMIA	14.25	69.41	-79.46
3	004400103	TAX ON STOCK BROKERAGE COMMISSION	19.48	3.22	504.04
4	004400104	ADVERTISING SERVICES	-17.46	1.89	-1021.58
5	004400105	COURIER SERVICES	-62.35	-27.76	124.57
6	004400106	RADIO PAGING SERVICES	-0.27	-0.03	830.34
7	004400107	CUSTOM HOUSE AGENT SERVICES	1.52	4.98	-69.41
8	004400108	STEAMER AGENT SERVICES	1.73	1.49	16.15
9	004400109	AIR TRAVEL AGENT SERVICES	5.31	10.99	-51.70
10	004400110	MANDAP KEEPER SERVICES	3.08	14.49	-78.71
11	004400111	CLEARING AND FORWARDING AGENT SERVICES	6.20	15.44	-59.82
12	004400112	RENT A CAB SCHEME OPERATOR SERVICES	7.93	33.64	-76.43
13	004400113	OUTDOOR CATERERS SERVICES	4.73	25.53	-81.46
14	004400114	PANDAL OR SHAMIANA CONTRACTORS SERVICES	0.91	7.98	-88.64
15	004400115	CONSULTING ENGINEER SERVICES	9.10	46.70	-80.52
16	004400116	MAN POWER RECRUITMENT SERVICES	62.26	228.11	-72.71
17	004400117	TOUR OPERATOR SERVICES	6.15	28.60	-78.51
18	004400119	ARCHITECT SERVICES	3.49	8.56	-59.20
19	004400120	INTERIOR DECORATION/DESIGNERS SERVICES	1.28	5.49	-76.64
20	004400121	MECHANISED SLAUGHTER HOUSE SERVICES	0.00	-0.02	-100.00
21	004400122	UNDER WRITER SERVICES	0.00	-0.04	0.00

Sl. No.	Head Code	Head Nomenclature	Upto the month of Sept.. 2019 (FY 2019-20)	Upto the month of Sept.. 2018 (FY 2018-19)	Growth in %
22	004400123	CREDIT RATING AGENCY SERVICES	0.11	0.11	6.77
23	004400124	CHARTERED ACCOUNTANT SERVICES	4.03	10.99	-63.33
24	004400125	COST ACCOUNTANT SERVICES	0.00	0.09	-99.42
25	004400126	COMPANY SECRETARY SERVICES	-1.36	0.26	-615.81
26	004400127	REAL ESTATE AGENT/CONSULTANT SERVICES	3.09	6.84	-54.76
27	004400128	SECURITY/DETECTIVE AGENCY SERVICES	33.73	104.91	-67.85
28	004400129	MARKET RESEARCH AGENCY SERVICES	1.68	4.20	-59.96
29	004400130	MANAGEMENT CONSULTANT SERVICES	9.97	45.36	-78.02
30	004400131	SCIENTIFIC AND TECHNICAL CONSULTANCY SERVICE	2.77	9.25	-70.09
31	004400132	PHOTOGRAPHY SERVICES	0.69	3.14	-78.17
32	004400133	CONVENTION SERVICE	-21.81	-69.72	-68.72
33	004400134	LEASED CIRCUIT SERVICE	0.05	0.06	-12.35
34	004400135	TELEGRAPH SERVICE	0.00	0.00	0.00
35	004400136	TELEX SERVICE	0.00	0.01	-100.00
36	004400137	FACSIMILE SERVICE	0.00	0.00	0.00
37	004400138	ON-LINE INFORMATION AND DATABASE ACCESS AND/OR RETRIEVAL SERVICE	4.07	6.88	-40.89
38	004400139	VIDEO TAPE PRODUCTION SERVICE	2.37	7.43	-68.08
39	004400140	SOUND RECORDING SERVICE	0.74	0.14	420.82
40	004400141	BROADCASTING SERVICE	5.98	11.75	-49.09
41	004400142	INSURANCE AUXILLARY SERVICES	6.01	11.53	-47.91

Sl. No.	Head Code	Head Nomenclature	Upto the month of Sept.. 2019 (FY 2019-20)	Upto the month of Sept.. 2018 (FY 2018-19)	Growth in %
42	004400143	BANKING AND OTHER FINANCIAL SERVICES	57.67	34.97	64.94
43	004400144	PORT SERVICES	3.95	44.29	-91.08
44	004400145	SERVICE OR REPAIR PROVIDED BY AUTHORISED SERVICE STATION FOR MOTO R CAR AND TWO WHEELED MOTOR VEHICLE	9.83	27.39	-64.12
45	004400146	LIFE INSURANCE SERVICES INCLUDING INSURANCE AUXILLARY SERVICES RELATING TO LIFE INSURANCE	4.15	16.42	-74.75
46	004400147	CARGO HANDLING SERVICES	6.92	39.36	-82.41
47	004400148	STORAGE AND WAREHOUSE SERVICES	2.97	9.21	-67.79
48	004400149	EVENT MANAGEMENT SERVICES	5.11	22.10	-76.88
49	004400150	RAIL TRAVEL AGENT SERVICES	0.01	0.03	-65.42
50	004400151	HEALTH CLUB AND FITNESS CENTERS SERVICES	1.78	4.54	-60.85
51	004400152	BEAUTY PARLOURS SERVICES	1.31	4.13	-68.20
52	004400153	FASHION DESIGNING SERVICES	0.02	0.50	-95.97
53	004400154	CABLE OPERATORS SERVICES	2.72	14.87	-81.71
54	004400155	DRYCLEANING SERVICES	0.26	1.67	-84.68
55	004400156	BUSINESS AUXILIARY SERVICES	4.44	260.45	-98.29
56	004400157	COMMERCIAL TRAINING AND COACHING CENTRE	21.88	46.31	-52.75
57	004400158	COMMISSIONING AND INSTALLATION AGENCY	35.61	121.86	-70.78
58	004400159	FRANCHISE SERVICE	1.75	25.22	-93.06
59	004400160	INTERNET CAFE	0.00	0.23	-100.00
60	004400161	MAINTENANCE AND REPAIR SERVICE	34.62	118.46	-70.78
61	004400162	A TECHNICAL TESTING AND ANALYSIS: TECHNICAL INSPECTION AND CERTIFICATION AGENCY	5.96	18.83	-68.32
62	004400163	BUSINESS EXHIBITION SERVICES	1.34	2.16	-37.88

Sl. No.	Head Code	Head Nomenclature	Upto the month of Sept.. 2019 (FY 2019-20)	Upto the month of Sept.. 2018 (FY 2018-19)	Growth in %
63	004400164	AIRPORT SERVICES	3.40	9.62	-64.63
64	004400165	TRANSPORT OF GOODS BY ROAD	-635.28	-390.36	62.74
65	004400166	TRANSPORT OF GOODS BY AIR	0.05	0.16	-67.77
66	004400167	SURVEY AND EXPLORATION OF MINERALS	0.03	2.42	-98.66
67	004400168	OPINION POLL SERVICES	0.00	0.10	-97.66
68	004400169	INTELLECTUAL PROPERTY SERVICES OTHER THAN COPYRIGHT	3.64	32.72	-88.86
69	004400170	FORWARD CONTRACT SERVICES	0.13	0.06	112.60
70	004400171	TV RADIO PROGRAMME PRODUCTION	1.77	10.99	-83.90
71	004400172	CONSTRUCTION SERVICES IN RESPECT OF COMMERCIAL OR INDUSTRIAL BUILDINGS AND CIVIL STRUCTURES	20.09	96.59	-79.20
72	004400173	TRAVEL AGENTS (OTHER THAN AIR/TRAVEL AGENTS)	0.31	1.26	-75.84
73	004400174	TRANSPORT OF GOODS THROUGH PIPELINE OR OTHER CONDUIT	0.58	4.21	-86.22
74	004400175	SITE FORMATION AND CLEARANCE, EXCAVATION AND EARTH MOVING AND DEMOLITION SERVICES OTHER THAN THOSE PROVIDED TO AGRICULTURE IRRIGATION & WATERSHED DEVELOPMENT	3.53	23.97	-85.26
75	004400176	DREDGING SERVICE OF RIVER, PORT, HARBOUR, BACKWATER OR ESTUARY	3.38	0.80	324.42
76	004400177	SURVEY AND MAP MAKING OTHER THAN THOSE BY GOVERNMENT DEPARTMENTS	0.58	3.39	-82.83
77	004400178	CLEANING SERVICES OTHER THAN IN RELATION TO AGRICULTURE, HORTICULTURE, HORTICULTURE, ANIMAL HUSBANDRY OR DAIRYING	7.09	36.19	-80.41
78	004400179	MEMBERSHIP OF CLUB OR ASSOCIATION WITH SPECIFIED EXCLUSIONS	3.80	5.50	-30.97
79	004400180	PACKAGING SERVICES	0.17	1.83	-90.64

Sl. No.	Head Code	Head Nomenclature	Upto the month of Sept.. 2019 (FY 2019-20)	Upto the month of Sept.. 2018 (FY 2018-19)	Growth in %
80	004400181	MAILING LIST COMPILATION AND MAILING	0.02	0.60	-95.86
81	004400182	CONSTRUCTION OF RESIDENTIAL COMPLEXES HAVING MORE THAN TWELVE RESIDENTIAL HOUSES OR APARTMENTS TOGETHER WITH COMMON AREAS & OTHER APURTENANCES	58.11	255.99	-77.30
82	004400183	SERVICE PROVIDED BY A REGISTRAR TO AN ISSUE	0.00	0.01	-100.00
83	004400184	SERVICE PROVIDED BY A SHARE TRANSFER AGENT	0.04	0.41	-91.11
84	004400185	AUTOMATED TELLER MACHINE OPERATIONS, MAINTENANCE OR MANAGEMENT	0.27	0.23	19.12
85	004400186	SERVICE PROVIDED BY A RECOVERY AGENT	1.31	2.12	-38.15
86	004400187	SALE OF SPACE OR TIME FOR ADVERTISEMENT OTHER THAN THE IN PRINT MEDIA	3.16	24.20	-86.94
87	004400188	SPONSORSHIP SERVICES PROVIDED TO ANYBODY CORPORATE OR FIRM OTHER THAN SPONSORSHIP OF SPORTS EVENTS	0.56	2.91	-80.83
88	004400189	TRANSPORT OF PASSENGERS EMBARKING ON INTERNATIONAL JOURNEY BY AIR OTHER THAN THE ECONOMY CLASS PASSENGERS	48.53	-19.14	-353.52
89	004400190	TRANSPORT OF GOODS IN CONTAINERS BY RAIL BY ANY PERSON OTHER THAN GOVERNMENT RAILWAY	0.32	0.78	-59.34
90	004400191	BUSINESS SUPPORT SERVICES	36.15	142.44	-74.62
91	004400192	AUCTIONERS SERVICE OTHER THAN AUCTION OF PROPERTY UNDER DIRECTIONS OR ORDERS OF A COURT OF LAW OR AUCTION BY THE CENTRAL GOVERNMENT	0.14	1.07	-86.93
92	004400193	PUBLIC RELATIONS SERVICE	0.10	1.61	-93.57
93	004400194	SHIP MANAGEMENT SERVICES	0.03	1.05	-97.17
94	004400195	INTERNET TELEPHONY SERVICE	-4.15	4.54	-191.42
95	004400196	TRANSPORT OF PERSONS BY CRUISE SHIP	0.04	0.20	-78.47
96	004400197	CREDIT CARD, DEBIT CARD, CHANGE CARD OR PAYMENT CARD RELATED SERVICES	10.96	14.15	-22.52

Sl. No.	Head Code	Head Nomenclature	Upto the month of Sept.. 2019 (FY 2019-20)	Upto the month of Sept.. 2018 (FY 2018-19)	Growth in %
97	004400198	SERVICES PROVIDED BY A TELEGRAPH AUTHORITY IN RELATION TO TELECOM MUNICATION SERVICES	1.46	16.72	-91.29
98	004400199	SERVICES PROVIDED IN RELATION TO MINING OF MINERAL, OIL OR GAS	34.13	77.06	-55.71
99	004400200	SERVICES PROVIDED IN RELATION TO RENTING OF IMMOVABLE PROPERTY FOR USE IN COURSE OR FURTHER OF BUS OR COMMERCE	37.67	228.19	-83.49
100	004400201	SERVICES PROVIDED IN RELATION TO EXECUTION OF A WORKS CONTRACT	138.00	459.52	-69.97
101	004400202	SERVICES PROVIDED IN RELATION TO DEVPT SUPPLY OF CONTENT FOR USE TELECOM SERVICES, ADVERTISING AGENCY SERVICES & DATABASE ASS ES OR RETREIVAL SERVICES	0.79	5.52	-85.65
102	004400203	SERVICES PROVIDED BY ANY PERSON EXCPT BANKING CO. OR FI INCLDNG A NBFC OR ANY OTHER BODY CORPORATE OR COMM. CONCERN IN RELATIO TO ASSET MGMT INCLUDING PORTFOLIO MGMT & ALL FORMS OF FUND MGMT	0.06	0.68	-91.05
103	004400204	SERVICE PROVIDED IN RELATION TO DESIGN SERVICES	1.25	5.08	-75.35
104	004400205	SERVICES PROVIDED BY ANY PERSON IN RELATION TO INFORMATION TECHNOLOGY SOFTWARE FOR USE IN THE COURSE OR FURTHENANCE OF BUSINESS OR COMMERCE	-7.48	16.69	-144.79
105	004400206	SERVICES PROVIDED BY AN INSURER ON LIFE INSURANCE BUSINESS,IN RELATION TO MANAGEMENT OF INVESTMENT,UNDER UNIT LINKED INSURANCE BUSINESS,COMMONLY KNOWN AS UNIT LINKED INSURANCE PLAN-ULIP- SCHEME	0.00	0.00	0.00
106	004400207	SERVICES PROVIDED BY A RECONIZED STOCK EXCHANGE IN RELATION TO ASSISTING,REGULATING OR COTROLLING THE BUSINESS,SELLING OR DEALING IN SECURITIES	0.01	0.04	-82.13
107	004400208	SERVICES PROVIDED BY A RECONIZED/REGISTERED ASSOCIATION IN RELATION TO ASSISTIG,REGULATING OR CONTROLLING	0.00	0.03	-95.27

Sl. No.	Head Code	Head Nomenclature	Upto the month of Sept.. 2019 (FY 2019-20)	Upto the month of Sept.. 2018 (FY 2018-19)	Growth in %
108	004400209	SERVICES PROVIDED BY A PROCESSING AND CLEARING HOUSE IN RELATION TO PROCESSING,CLEARING AND SETTLEMENT OF TRANSACTION IN SECURITIES	0.01	0.57	-98.34
109	004400210	SERVICES PROVIDED BY ANY PERSON IN RELATION TO SUPPLY OF TANGIBLE GOODS INCLUDING MACHENRY,EQUIPMENT AND APPLIANCES FOR USE	14.47	62.32	-76.78
110	004400211	COSMETIC SURGERY OR PLASTIC SURGERY SERVICE	0.57	0.94	-39.71
111	004400212	TRANSPORT OF COASTAL GOODS & GOODS THROUGH NATIONAL WATERWAYS OR GOODS THROUGH INLAND WATER	3.35	24.38	-86.25
112	004400213	LEGAL CONSULTANCY SERVICE	8.65	24.51	-64.71
113	004400214	SERVICES OF PROMOTING MARKETING OR ORGANIZING OF GAMES OF CHANCE INCLUDING LOTTERY, BINGO OR LOTTO	0.03	11.41	-99.78
114	004400215	HEALTH SERVICES LIKE (A) HEALTH CHECK UP UNDERTAKEN BY HOSPITALS OR MEDICAL ESTABLISHMENTS FOR EMPLO	0.06	0.79	-91.86
115	004400216	SERVICES PROVIDED MAINTENANCE OF MEDICAL RECORDS OF EMPLOYEES BUSINESS ENTITY	0.03	0.09	-59.28
116	004400217	SERVICES OF PROMOTING A BRAND OF GOODS SERVICES EVENTS BUSINESS ENTITY ETC.	0.54	2.67	-79.61
117	004400218	SERVICES OF PERMITTING COMMERCIAL USE OR EXPLOITATION OF ANY EVENT ORGANIZED BY A PERSON OR ORGANIZA	0.28	0.69	-60.18
118	004400219	SERVICES PROVIDED BY ELECTRICITY EXCHANGE	0.31	0.11	171.29
119	004400220	SERVICES RELATED TO (A) TRANSFERRING TEMPORARILY OR (B) PERMITTING THE USE OR ENJOYMENT OF ANY COPYR	3.02	7.53	-59.93
120	004400221	SPECIAL SERVICES PROVIDED BY A BUILDER ETC. TO THE PROSPECTIVE BUYERS SUCH AS PROVIDING PREFERENTIAL	1.06	0.40	166.84
121	004400222	SERVICES OF AIRCONDTIONED RESTURANTS	8.78	32.57	-73.03
122	004400223	SERVICES OF PROVIDING OF ACCOMODATIONS IN HOTELS	12.57	34.12	-63.16
123	004400224	ALL TAXABLE SERVICES	-2.30	-13.08	-82.43

Sl. No.	Head Code	Head Nomenclature	Upto the month of Sept.. 2019 (FY 2019-20)	Upto the month of Sept.. 2018 (FY 2018-19)	Growth in %
124	004400225	OTHER TAXABLE SERVICES	15.48	1700.93	-99.09
125	004400500	RECEIPT AWAITING TRANSFER TO OTHER MINOR HEADS	446.88	0.50	0.00
126	004400504	PRIMARY EDUCATION CESS	3.21	10.50	-69.40
127	004400505	SECONDARY AND HIGHER EDUCATION CESS	1.57	5.13	-69.50
128	004400506	SWACHH BHARAT CESS	15.20	149.13	-89.81
129	004400507	KRISHI KALYAN CESS	11.34	119.30	-90.49
130	004400700	RECEIPTS UNDER KAR VIVAD SAMADHAN SCHEME,1998	0.00	0.00	0.00
131	004400800	OTHER RECEIPTS	-1.93	-2.54	-24.05
		<b>Total</b>	<b>638.08</b>	<b>4700.27</b>	<b>-86.42</b>
		<b>Service Tax Collected of other Ministries/Departments</b>	<b>3.33</b>	<b>7.12</b>	<b>-53.23</b>
		<b>Total Net Collection</b>	<b>641.41</b>	<b>4707.39</b>	<b>-86.37</b>

Note: The Collection made by other Ministries/Departments during the FY 2019-20 is reported up to August, 2019.

**Office of the Principal Chief Controller of Accounts, Central  
Board of Indirect Taxes and Customs, 1<sup>st</sup> Floor, DGACR Building,  
I.P. Estate, New Delhi-110002**